


District GATE Advisory Committee

Monday, September 19th



LEARNING WITHOUT LIMITS

Education Services Team

DISTRICT INFORMATION



Trenton Hansen, PhD

Superintendent



Ronald Zahnd

Director of Elementary Education



Josh Lewis, PhD

Director of Secondary Education



Donia Briones

Teacher on Special Assignment



Amanda Jaurigue

Teacher on Special Assignment



Cynthia Gonzalez

Administrative Assistant - Elementary



Sheila Szabo

Administrative Assistant - Secondary

3 Education Services 4850 Pedley Road Jurupa Valley, California 92509 (951) 360-4164



Agenda

- Vision for the GATE program
- Elementary and Secondary Programs
- Teacher Training
- Workshop - Positive Communication with my Child's Teacher
- GATE testing and alternate pathways
- Groups, Workshops, and Conferences
- Website and Handbook Updates
- Survey



Icebreaker



Please share out:

- Your name
- The grade levels of your Gifted children (and your other children as well)
- Either - your favorite thing about being the parent of a Gifted child or one of your favorite qualities of your gifted child/children.



Vision for the GATE program



Vision for the GATE program

In a small group you will be completing a poster.
Please make three columns on your chart.

In the first column, the title should be JUSD GATE program.

In this column, please brainstorm with your group what you know about what JUSD offers for gifted students at their schools.



Dreams

In the 2nd column, please title it “Dreams”.

Take time to brainstorm what types of programs or services you could dream of for our gifted students and their families.

Dream big!



Priorities

In the last column, take all of the elements that you have dreamed of and prioritize the top three to five that you think should be part of the JUSD plan for gifted students.

Share out your ideas for our gifted students and their families.



GATE Mission and Services



The Gifted and Talented Education Program offers differentiated instruction in the classroom to all those students who are in need of more advanced and challenging tasks, as well as a variety of extension programs at the school and district levels.



Elementary

GATE instruction occurs throughout the day.

At the elementary level, clustering is the most common model utilized in our schools. Students may be grouped in a regular grade classroom with a cluster of other gifted students with classroom instruction, assignments, and assessments that are modified to challenge and engage the gifted learner.





Secondary

At the secondary level, advanced program and course placement are encouraged options.

Honors classes are offered for Middle school students. High School students are offered Honors and AP classes and may also enter the Dual or Concurrent Enrollment program.

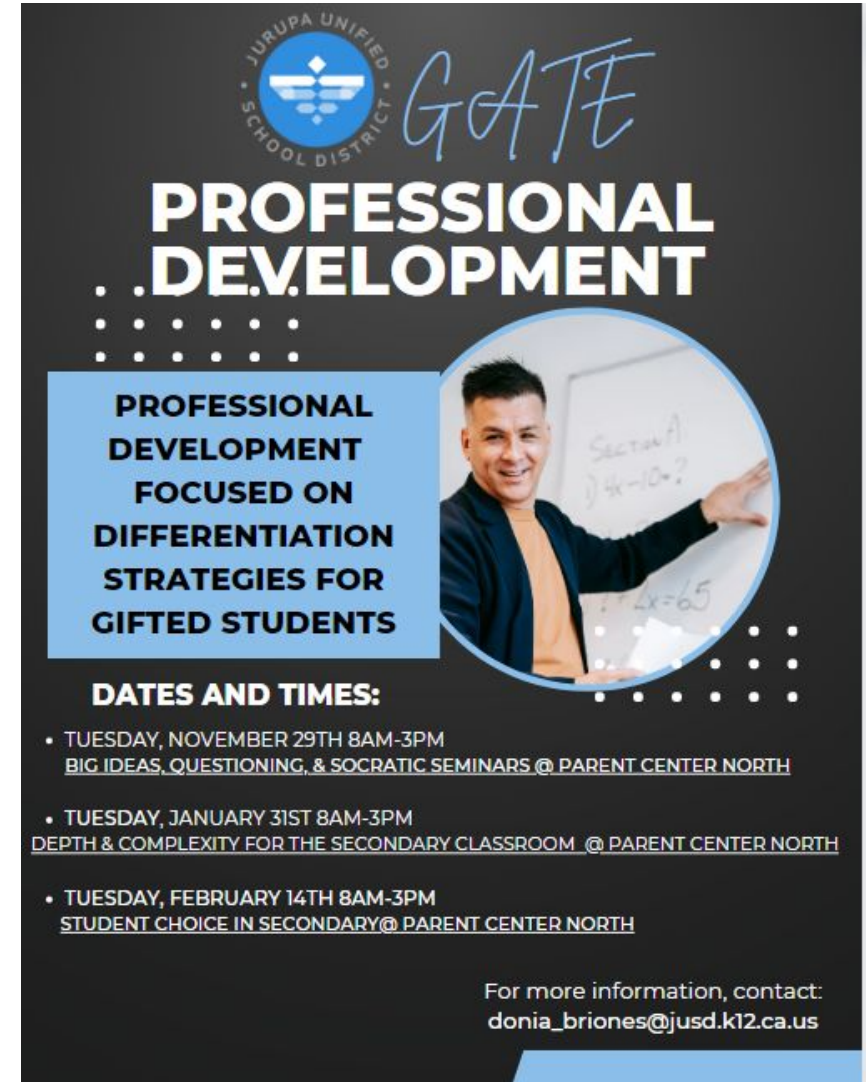


Teacher Training

3-4 professional development offerings will be available for Elementary and Secondary teachers for differentiation in the areas of depth, complexity, novelty and acceleration.

Topics will include:

- Using Big Ideas and Questioning to Spark Creativity
- Student Driven Discussions including Socratic Seminars
- Depth and Complexity
- Student Choice



The flyer features the Jurupa Unified School District logo at the top left, which includes a stylized blue and white emblem. To the right of the logo, the word "GATE" is written in a large, light blue, cursive font. Below this, the words "PROFESSIONAL DEVELOPMENT" are written in a bold, white, sans-serif font. A blue rectangular box on the left side of the flyer contains the text "PROFESSIONAL DEVELOPMENT FOCUSED ON DIFFERENTIATION STRATEGIES FOR GIFTED STUDENTS" in white, bold, sans-serif font. To the right of this box is a circular photograph of a man in a dark jacket pointing at a whiteboard with mathematical equations. Below the box and photo, the text "DATES AND TIMES:" is written in white, bold, sans-serif font. Three bullet points follow, each listing a date, time, and topic for a session. At the bottom right, contact information is provided in white text.

JURUPA UNIFIED SCHOOL DISTRICT *GATE*

PROFESSIONAL DEVELOPMENT

PROFESSIONAL DEVELOPMENT FOCUSED ON DIFFERENTIATION STRATEGIES FOR GIFTED STUDENTS

DATES AND TIMES:

- TUESDAY, NOVEMBER 29TH 8AM-3PM
BIG IDEAS, QUESTIONING, & SOCRATIC SEMINARS @ PARENT CENTER NORTH
- TUESDAY, JANUARY 31ST 8AM-3PM
DEPTH & COMPLEXITY FOR THE SECONDARY CLASSROOM @ PARENT CENTER NORTH
- TUESDAY, FEBRUARY 14TH 8AM-3PM
STUDENT CHOICE IN SECONDARY@ PARENT CENTER NORTH

For more information, contact:
donia_briones@jusd.k12.ca.us





University Extension
Professional Studies

GATE Certification

Cohort of 30 JUSD teachers participating in 1 year GATE Certification program through UC Riverside Extension.

Courses include:

- Recognizing Individual Differences in the Gifted
- Approaches to Curriculum Design
- Teaching Creatively Gifted Students
- Gifted Students at Risk
- Advanced Approaches to Curriculum Differentiation



Positive Communication with my Child's Teacher

Find a partner and share out a time where you had either very positive or negative communication with a teacher.



“Positive, patient, and persevering remain the critical traits for parent advocacy.”

Keys to Parenting the Gifted Child (Rimm)



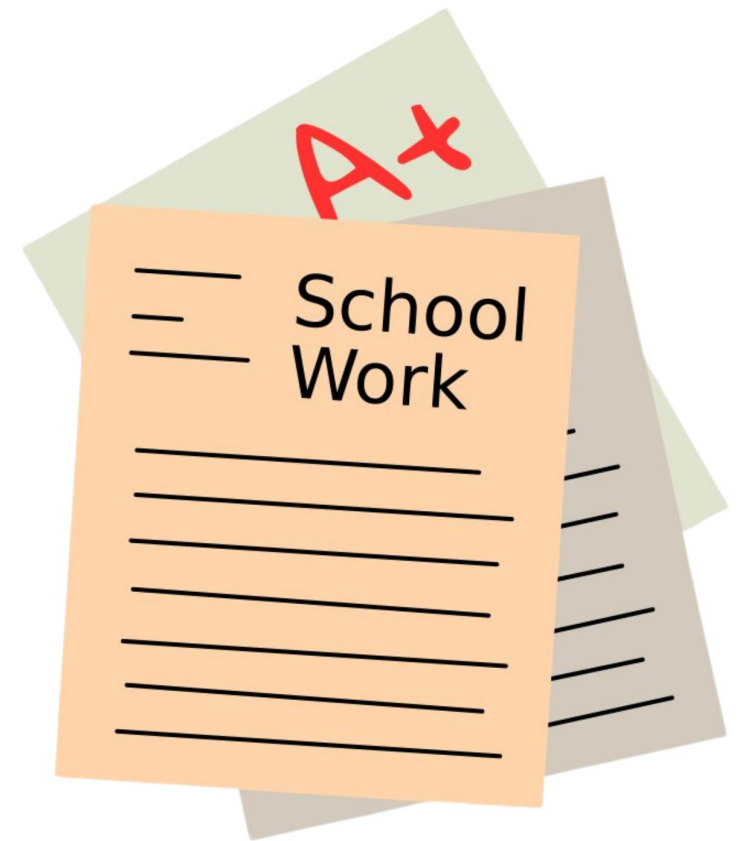
- 1. Know the Facts**
- 2. Know the Protocol**
- 3. Know the Policies**
- 4. Know How to Communicate Effectively**
- 5. Know How to Encourage Your Child to Self Advocate**



Know the facts...about your child

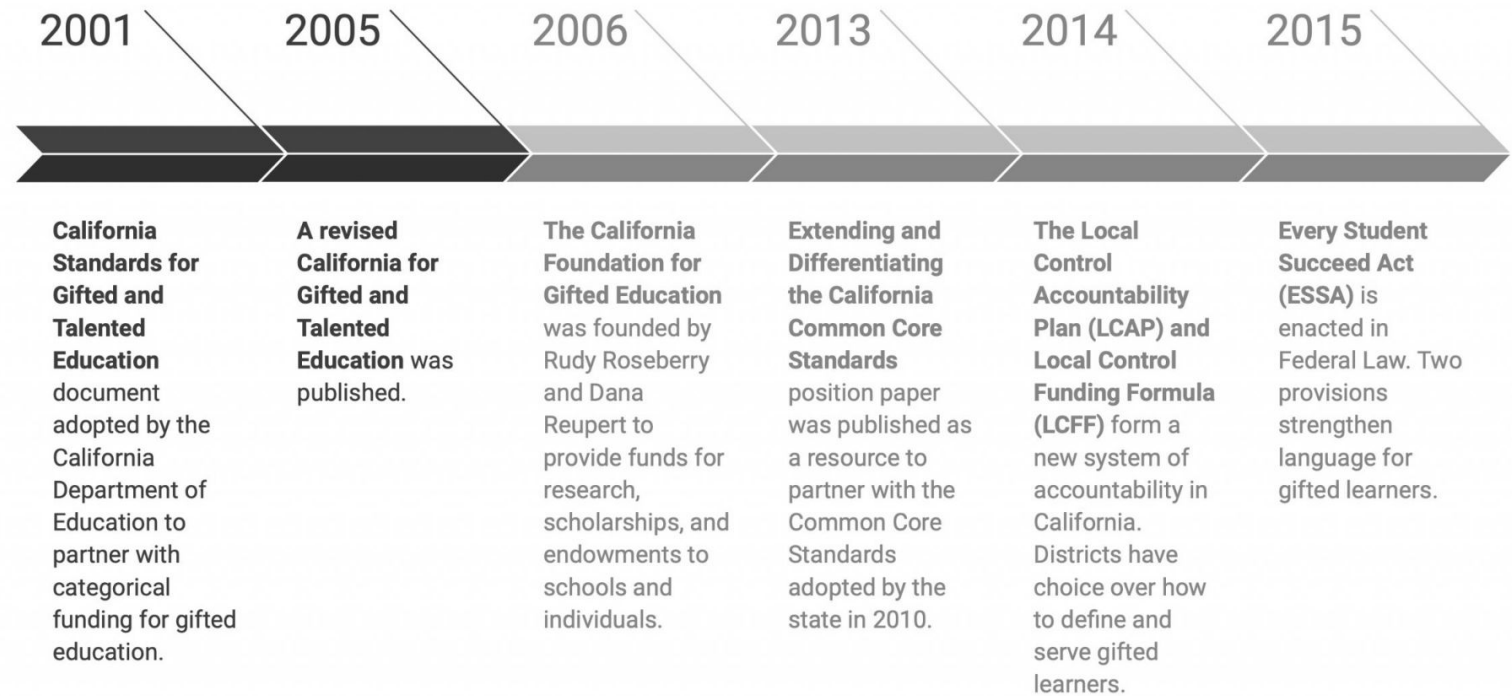
It is important to gather information.

- Copies of achievement test scores
- Samples of class work
- Information about your child's learning preferences and interests, strengths and weaknesses.



Know the Policies

Visit
<https://www.cde.ca.gov/sp/gt/> For all
GATE Legislation
and Funding
Information



Moving Forward - 2001 to Present Day



Know the Protocol

1. Teacher
2. GATE Coordinator at the school site
3. Principal
4. GATE Coordinator at the District Office
5. Director of Education Services - Elementary or Secondary
6. Assistant Superintendent of Education Services
7. Superintendent
8. School Board



Know How to Communicate Effectively



Assume Positive Intentions

Enter the meeting assuming everyone involved cares about your child and wants to work as a team.



Avoid using inflammatory words

“Gifted” and “Bored” can inflame the situation or shut it down completely.

Instead of: My child is bored in math class. I’ve noticed that Johnny is not completing his classwork and you said that he is distracted and staring out the window when you are teaching, yet I know from his math tests that he is scoring 100% on tests.

Bored.



Practice Self Reflection

How might your words and actions be perceived?

Are you bringing workable solutions or are you primarily identifying problems and making demands?

Are you being appropriately assertive?



Establish a Relationship

- Volunteer in the classroom or for field trips
- Attend back to school nights or school events
- Reach out with a positive aspect you have noticed about the teacher



Consider Timing

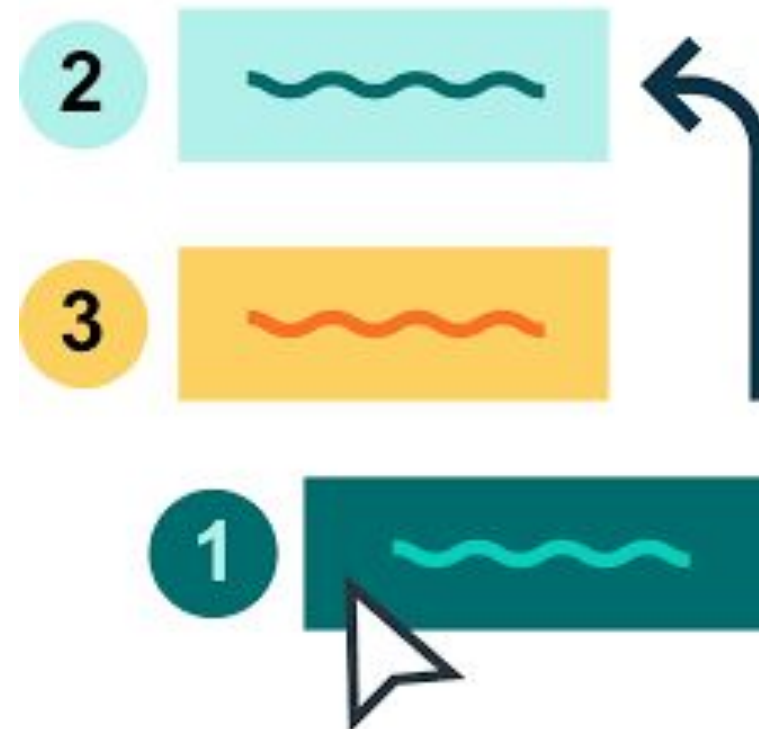
Give your child's teacher time to get to know your child. The first day of school may be too early for the teacher to adequately respond and process your requests.



Pick your Battles

Your ultimate goal may be to meet all of your child's needs but you may need to tackle one service or need at a time.

Prioritize your requests.





Know How to Encourage your Child to Self Advocate



Teach your child how to be their own best advocate.

- Can you ask your teacher to point out the 5 hardest problems that you could complete or ask for more challenging work?



Ask, Listen, Act Cycle

Ask

Ask your child in an informal way about their education

What things are you really good at?

What do you really like about school?

What do you struggle with? Why?

What frustrates you about school?

What needs improvement?

Listen

Really listen.

Reassure there is no right or wrong answer.

Don't provide your own answer or solution.

Don't minimize their concerns.

Ask follow up questions.

Act

Encourage your child to take action on one area they would like to change.

Identify multiple solutions for the area they want to change

Evaluate the choices and choose a strategy.

Implement the plan.

Reflect on how the plan went.

Celebrate.



```
graph TD; Reflections[Reflections] --> Takeaways[Takeaways]; Reflections --> Connections[Connections]; Reflections --> Strengths[Strengths]; Reflections --> AreasToGrow[Areas to Grow];
```

Reflections

Takeaways

Areas to
Grow

Connections

Strengths

GATE Testing and Alternate Pathways

All 2nd grade students are tested from October through November of 2022.

The test that is used is the NNAT3. The NNAT utilizes shapes and figures to evaluate the problem-solving and reasoning abilities of a child without relying on their language skills. In other words, the NNAT assesses **how a student thinks** instead of **what a student knows**.



The NNAT3 takes 30 minutes to complete and includes 48 questions broken down into four unique question types.


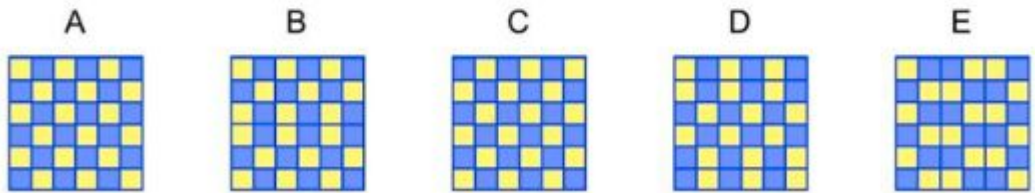
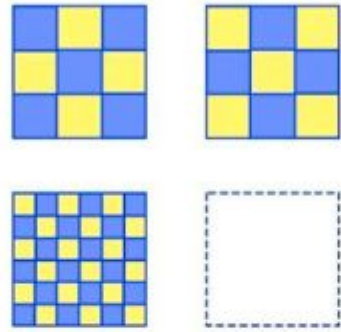


Four Subtypes of NNAT3 Questions

- **Pattern completion** – Students must perceive a pattern within a larger design from which a section has been removed and then identify the correct missing piece (this type often resembles a jigsaw puzzle).
- **Reasoning by analogy** – Students use visual-spatial reasoning abilities to discern logical relationships between various geometric shapes and figures (e.g., large triangle to small triangle, then large circle to small circle and so on).
- **Serial reasoning** – Students must recognize sequences created by shapes and figures that change visually to form logical patterns. For example: Once a student identifies the relationship between two images shown in the top row, the same rule applies to images shown in subsequent rows.
- **Spatial visualization** – Students must determine how two or more designs would look when they're combined (and in some cases, rotated). They may also see questions that ask what a design should look like after it's been folded, rotated or otherwise altered, like punching holes in a piece of folded-up paper and then identifying the new pattern that's visible when it's unfolded.



Sample Questions



GATE Qualification Pathways



Groups, Workshops, & Conferences

California Association for the Gifted Conference

- held virtually February 24-26th 2023
- Presentations for families, teachers, and leaders
- Reach out to your site GATE representative if you are interested in attending.



CAG Annual Conference

Presentations

Panel Discussions

Resources



OCC GATE Conference

OCC GATE's conference will feature sessions with top-notch experts in the field of gifted and talented learners. Each session will provide impactful information related to experiences and best practices in gifted education.

Join Keynote Speaker, *Richard Cash*, nRich Educational Consulting, for this powerful, yet practical information on revolutionizing and normalizing academic excellence for all students, families, and educators.



REGISTER TODAY!


**INNOVATE,
CHANGE,
INSPIRE!**

**In collaboration with the
Orange County Department of Education**

**48TH ANNUAL OCC GATE CONFERENCE
OCTOBER 22, 2022**




JUSD Parent Workshops



GATE Parent
WORKSHOPS

TOPICS WILL FOCUS ON THE BEST WAYS TO SUPPORT A GIFTED CHILD'S ACADEMIC, INTELLECTUAL, AND SOCIAL-EMOTIONAL NEEDS




DATES AND TIMES:

- THURSDAY, OCTOBER 6TH
9-10:30AM OR 4:30-6PM
- THURSDAY, NOVEMBER 10TH
9-10:30AM OR 4:30-6PM
- THURSDAY JANUARY 30TH
9-10:30AM OR 4:30-6PM
- TUESDAY, APRIL 4TH
9-10:30AM OR 4:30-6PM

**ALL MEETINGS ARE LOCATED AT THE PARENT CENTER SOUTH
4850 PEDLEY ROAD**

CHILDCARE AND SPANISH TRANSLATION PROVIDED

TO RSVP PLEASE SCAN OR VISIT



[HTTPS://FORMS.GLE/PUMQ84UJ4LD1L6TV9](https://forms.gle/pumQ84UJ4LD1L6TV9)

For more information, contact:
donia_briones@jUSD.k12.ca.us



SENG Middle School Group

A Social Emotional Needs of the Gifted (SENG) group will begin in the 2nd semester for students at all of our middle schools. Facilitators will be trained in November for the program. Gifted students will meet during their advisory for approximately 5 weeks.

Topics will include some of the following:

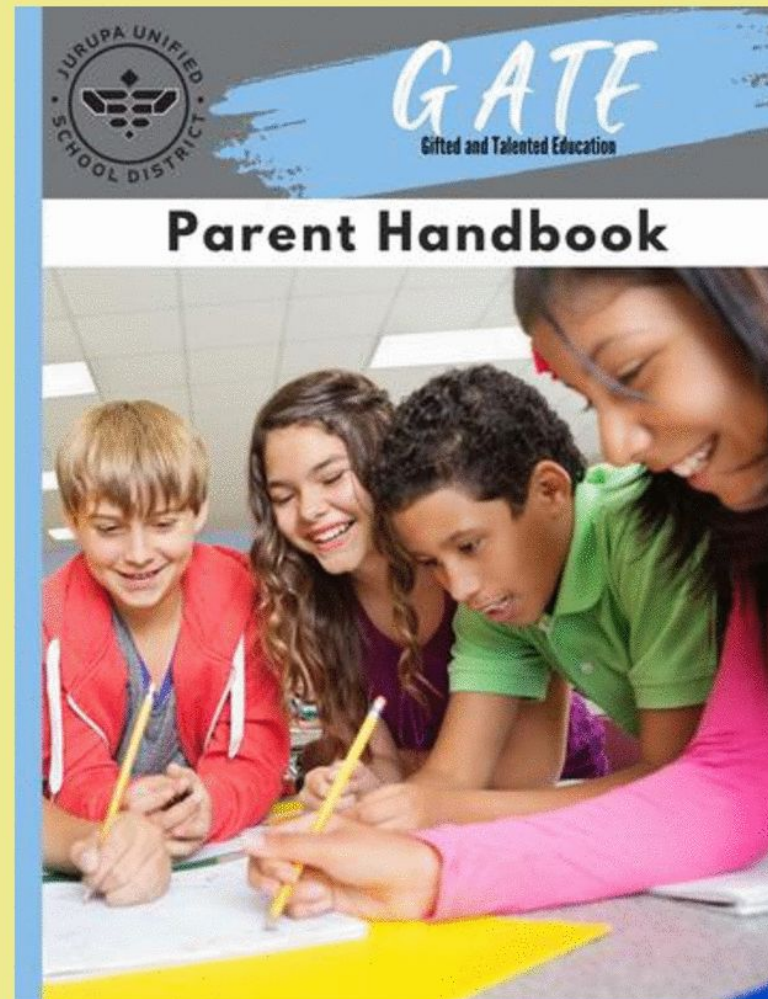
- What it means to be Gifted
- Perfectionism
- How to respect other's ideas
- Stress
- Peer Pressure



Handbook Updates

[English Handbook Link](#)

[Spanish Handbook Link](#)



JUSD Website

The screenshot shows the website's navigation and content. At the top left is the Jurupa Unified School District logo. To its right are links for 'SELECT LANGUAGE', 'PARENT CONNECT', and 'STUDENT CONNECT'. Below these is a dropdown menu for 'Select a School Website' and a search bar. A main navigation bar includes 'Home', 'Board', 'LCAP', 'Our District' (highlighted), 'Our Schools', 'Resources', 'Programs', 'How Do I...', and 'Enroll'. A breadcrumb trail reads 'HOME / OUR DISTRICT / EDUCATION SERVICES / GATE'. On the left is a vertical menu with categories: 'COLLEGE & CAREER READINESS', 'CURRICULUM & ASSESSMENT', 'ELEMENTARY EDUCATION', 'FUNDING AND PROGRAM ACCOUNTABILITY', 'GATE' (highlighted), 'HEAD START/PRESCHOOL', 'LANGUAGE SERVICES AND STUDENT PROGRAMS', and 'SECONDARY EDUCATION'. The 'GATE' section is expanded to show 'School Coordinator', 'Parent Resources', 'Documents and Forms', and 'Characteristics of Gifted Learners'. On the right is a banner for 'GATE Gifted and Talented Education' with the district logo. Below the banner is a paragraph: 'The Gifted and Talented Education Program offers differentiated instruction in the classroom to students who are in need of more advanced and challenging tasks, as well as a variety of extension programs at the school and district levels. We recognize the importance of meeting every child's needs, especially those of our gifted students. We strive to find the best research-based instructional practices to bring to our students.'

Link to Website

<https://jurupausd.org/our-district/edserv/GATE/Pages/default.aspx>



Survey

Please use your phone to scan the QR code or visit


<https://bit.ly/DGAC2022>

to take the survey.



Thank you so much for attending today!

ANY
Questions?



LEARNING WITHOUT LIMITS