


# School Safety Procedures

2019-2020



# Patriot High School



# Preparation:

Being **prepared** does not make the crisis disappear! Even if you're ready, it's still there, only in more manageable proportions. ~ Barbara Salsbury

It's better to look ahead and **prepare** than to look back and regret. ~ Jackie Joyner-Kersey

# Security Alert

**Purpose:** The protocol will be followed if an event requires heightened security measures and/or greater presence of staff while still being at a lower level than a Lockout. The Security Alert protocol will allow for the teaching day to continue without disruption but allow for greater awareness of potential threats. School would dismiss at normal times and students may be checked in and out by parents and guardians. The Security Alert protocol can be initiated by the police department, the fire department, the school district or by the individual school site.

**Notification:** PA announcement will instruct you to read your email. Your email will have all the information about the Security Alert. Runners will be sent to rooms with substitute teachers or staff without access to computers or email.

**Actions:**

1. Limit the number of students released from class
2. Open all blinds
3. Monitor the outside of the classroom for anything unusual
4. Immediately notify the office if you see anything unusual or suspicious
5. Go about the teaching day
6. Follow the bell schedule




# Lockout

**Purpose:** To secure the school from outside events such as a police pursuit in the area or other hazardous situation.

**Notification:** PA announcement will instruct you to read your email. Your email will have all the information about the Lockout. Runners will be sent to rooms with substitute teachers or staff without access to computers or email.

## **Actions:**

1. Door is to remain locked
2. Leave blinds open
3. You may allow students locked out of the room to come back in if they knock
4. Take roll and report any missing students and their location to the office
5. Do not allow students to leave the room until the “All clear” signal is given
6. Continue teaching
7. Be aware you may have to hold students in the room past normal breaks
8. Bells will be turned off, if they go off ignore them unless instructed to follow the schedule by PA announcement



# Lockdown

**Purpose:** To mitigate harm caused by an intruder by securing students and staff in locked rooms

**Notification:** PA announcement will state: “We are in lockdown, please secure your rooms.” This will repeat three times.

## **Actions:**

1. Door is to remain locked.
2. If students are in the hallways, direct them into your room if safe to do so.
3. Once the door is closed do NOT open it for anyone. Law enforcement has keys and will clear rooms.
4. Close blinds and cover windows if applicable
5. Turn off lights
6. Place obstacles in front of the door (Use student desks)
7. Spread students around the room away from windows and view from
8. Do not let students clump together
9. Remind students to be quiet



# Lockdown--Continued


## Actions (Continued):

10. Remind students to stay off cell phones as this may hamper law enforcement's response to the intruder or to rescue those injured
11. Ignore bell schedule
12. Ignore "All Clear" Messages. Law Enforcement will clear each room
13. Check to see if any students have potentially life threatening injuries
14. If you have injured students, call the front office to report name and nature of life threatening injury and location of injury.
15. If you cannot reach the front office call 911
16. Get list of names of students in your care for accountability
17. Wait for your room to be cleared.



# Active Shooter Scenario

## Run, Hide, Fight



Patriot High School



# Run, Hide, Fight



## Escape if you can

- Don't become paralyzed with fear
- Take action and start moving
- Remain calm and think about your exit route

Do something to help yourself!





# Run, Hide, Fight



## Get out of there!

- Leave your belongings behind
- Help others to evacuate if possible
- Don't attempt to move the wounded
- Warn others not to enter the area
- Call 911 as soon as possible

# Run, Hide, Fight



## If you can't escape

- Lock doors
- Cover windows
- Turn off lights
- Remain Quiet and calm
- Barricade doors and windows
- Spread out-reduce target



# Run, Hide, Fight



Use whatever you can to slow down or prevent the attacker from entering.



# Run, Hide, Fight



## Secure doors with improvised devices



# Run, Hide, Fight



## As a last resort, fight back!

- Take control of the situation
- Commit to your actions
- Act as aggressive as possible
- Don't underestimate what it can take to incapacitate someone



# Run, Hide, Fight



Team up!

Flight 93



## When Police Arrive

The first officers on scene are there for one reason

- Neutralize the threat



## Officers don't know who you are

- Drop whatever you are carrying
- Show your hands
- Obey all commands