



Jurupa Unified School District

Citizens' Oversight Committee

Meeting

March 24, 2022




Progress and Expenditure Report on Measure "EE" Bond Projects



Glen Avon ES Modernization – Completed



Project Cost:	\$17,000,000.00	
Measure EE Expenditures to 2/15/22:	\$15,424,916.03	91%
Remaining Measure EE Commitments:	\$283,119.10	1%
Received Other Funds:	\$1,291,964.87	8%
Expected Additional Other Funds:	\$0.00	0%

 Expected State Funding:	\$ 4,471,698.00
---	-----------------



Jurupa Middle School Sitework Addition - Completion June 2022



Project Cost:	\$14,463,288.15	
Measure EE Expenditures to 2/15/22:	\$9,420,118.39	65%
Remaining Measure EE Commitments:	\$5,043,169.76	35%
Received Other Funds:	\$0.00	0%

Estimated State Funding:	\$3,324,216.00
--------------------------	----------------



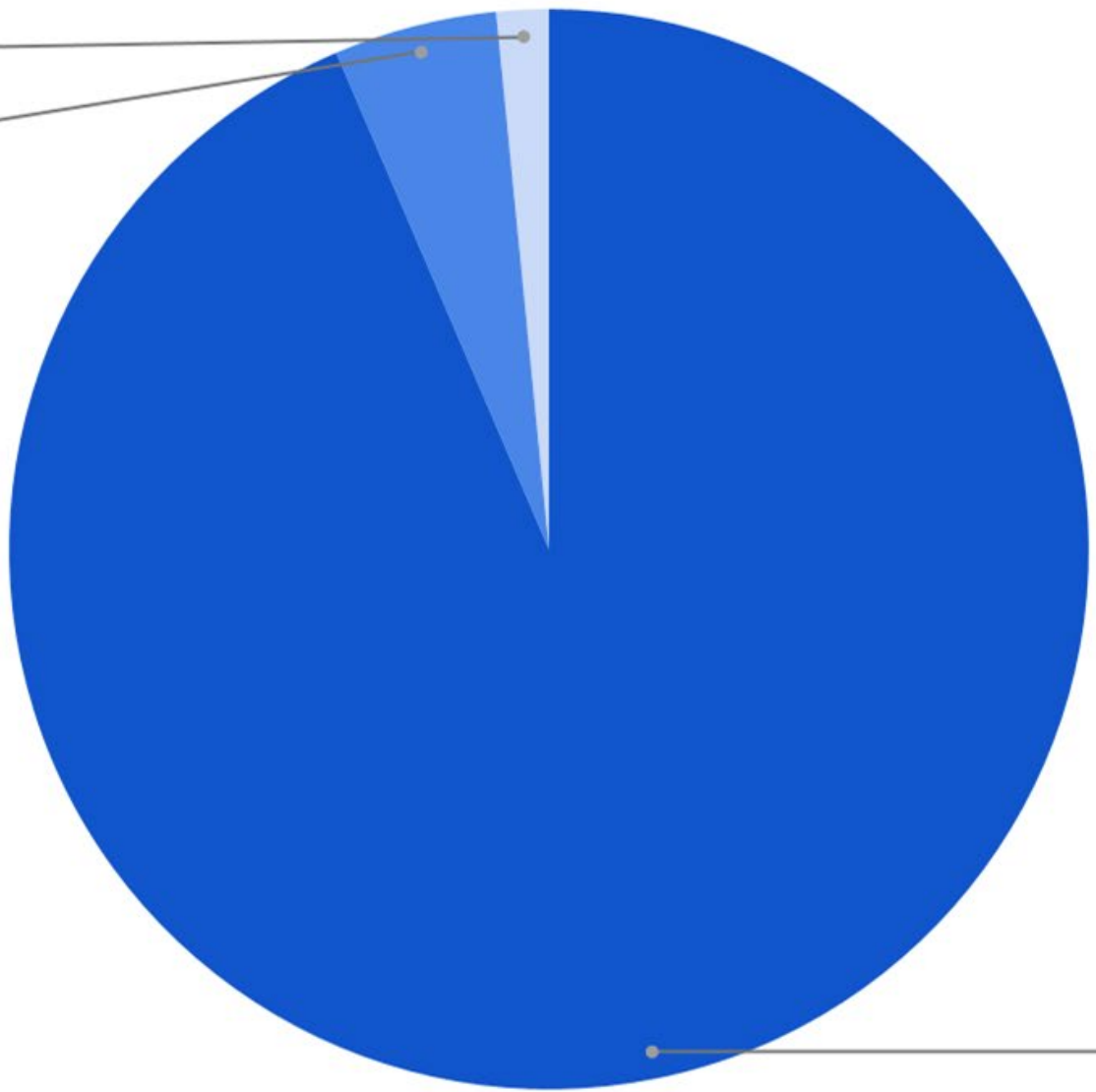
Troth Street ES Modernization - Start Summer 2022

*Majority funded by state grants
received from other projects
Project Details:
New Office & Learning Village, MPR,
Classroom Improvements, Sitework



\$144 Million Dollar Overview

Series C Balance
1.6%
Remaining EE Commitments
4.9%



EE Dollars Spent to 2/15/2022	\$ 134,716,858.95
Remaining EE Commitments	\$ 7,027,505.69
Series C Balance	\$ 2,255,635.36

EE Dollars Spent to 2/15/2022
93.6%



Measure EE Budget Report - as of 2/15/22

MEASURE EE PROJECT LIST	PROJECT COST	MEASURE EE EXPENDITURES TO 2.15.2022	REMAINING MEASURE EE COMMITMENTS	RECEIVED OTHER FUNDING TO 2.15.2022	ESTIMATED TOTAL EE COMMITMENT
Clean Energy and Sustainability					
Prop 39 Districtwide Energy Efficiency Upgrades	\$ 7,532,346.70	\$ 1,491,452.00	\$ -	\$ 6,040,894.70	\$ 1,491,452.00
Technology					
Student Chromebooks	\$ 11,729,493.35	\$ 11,729,493.35	\$ -	\$ -	\$ 11,729,493.35
Districtwide Wireless Network Upgrades	\$ 8,231,372.21	\$ 8,050,497.51	\$ -	\$ 180,874.70	\$ 8,050,497.51
School Modernization					
Glen Avon Elementary	\$ 17,000,000.00	\$ 15,432,236.75	\$ 283,119.10	\$ 1,284,644.15	\$ 15,715,355.85
Ina Arbuckle Elementary	\$ 17,951,770.78	\$ 17,951,770.78	\$ -	\$ -	\$ 17,951,770.78
Mission Bell Elementary	\$ 15,030,378.85	\$ 15,012,116.30	\$ 18,262.55	\$ -	\$ 15,030,378.85
Pedley Elementary 6 Portable Addition	\$ 1,550,000.00	\$ 390.00	\$ 6,146.84	\$ 1,543,463.16	\$ 6,536.84
Troth Street Elementary Sewer & Modernization Planning	\$ 7,988,314.78	\$ 1,958,688.81	\$ 6,029,625.97	\$ -	\$ 7,988,314.78
West Riverside Elementary	\$ 21,034,942.12	\$ 21,034,942.12	\$ -	\$ -	\$ 21,034,942.12
Jurupa Middle School	\$ 14,463,288.15	\$ 9,420,118.39	\$ 5,043,169.76	\$ -	\$ 14,463,288.15
Rubidoux HS Retrofitting	\$ 13,854,169.20	\$ 13,801,622.49	\$ 52,546.71	\$ -	\$ 13,854,169.20
Rubidoux HS Concert Hall Planning	\$ 1,844,086.00	\$ 1,590,116.94	\$ 253,969.06	\$ -	\$ 1,844,086.00
New Construction					
Stone Avenue Elementary 2-Story Bldg	\$ 2,506,871.26	\$ 921,810.62	\$ -	\$ 1,585,060.64	\$ 921,810.62
Stone Avenue Elementary Bus Loop	\$ 58,898.08	\$ 58,898.08	\$ -	\$ -	\$ 58,898.08
Sunnyslope Elementary 2-Story Bldg	\$ 3,747,049.91	\$ 2,345,743.18	\$ -	\$ 1,401,306.73	\$ 2,345,743.18
CTE Education					
Jurupa Valley HS Innovation Center	\$ 8,118,067.68	\$ 8,118,067.68	\$ -	\$ -	\$ 8,118,067.68
Nueva Vista HS Welding Lab	\$ 242,357.70	\$ 242,357.70	\$ -	\$ -	\$ 242,357.70
Playgrounds & Athletic Fields					
Elementary Tracks & Playgrounds	\$ 1,050,895.36	\$ 1,050,895.36	\$ -	\$ -	\$ 1,050,895.36
Jurupa Valley HS Stadium	\$ 3,681,115.20	\$ 239,698.88	\$ -	\$ 3,441,416.32	\$ 239,698.88
Rubidoux HS Track & Field Replacement	\$ 1,268,289.00	\$ 1,268,289.00	\$ -	\$ -	\$ 1,268,289.00
Safety & Security					
Cameras, Security Gates, Window Tinting, Etc.	\$ 344,336.70	\$ 344,336.70	\$ -	\$ -	\$ 344,336.70
Other Costs					
Legal & Consultants	\$ 2,000,000.00	\$ 1,226,116.31	\$ 773,883.69	\$ -	\$ 2,000,000.00
Issuance fees & other expenses	\$ 1,427,200.00	\$ 1,427,200.00	\$ -	\$ -	\$ 1,427,200.00
Interest Received	\$ -	\$ -	\$ (5,433,217.99)	\$ 5,433,217.99	\$ (5,433,217.99)
Totals	\$ 162,655,243.03	\$ 134,716,858.95	\$ 7,027,505.69	\$ 20,910,878.39	\$ 141,744,364.64



EE Modernizations - Bright Spaces for Bright Futures



Glen Avon



Ina Arbuckle



Mission Bell



West Riverside



JVHS



RHS



JURUPA UNIFIED SCHOOL DISTRICT

Measure EE Accomplishments

Measure EE Major Projects Completed Summary:

- ✓ Modernization of Glen Avon, Ina Arbuckle, Mission Bell ES, Rubidoux HS
- ✓ Partial Modernization of West Riverside ES
- ✓ Jurupa Valley HS Innovation Center
- ✓ Welding Lab at Nueva Vista HS
- ✓ New Two-Story Classroom Buildings - Stone Avenue & Sunnyslope ES
- ✓ Jurupa MS New Office & Classroom Building
- ✓ 4 CTE Spaces (Engineering, Construction, Video Production, Welding)
- ✓ Jurupa Valley High School Stadium Renovation
- ✓ Rubidoux HS Track & Field Replacement
- ✓ 9 New Elementary Playgrounds (plus 3 from modernizations)
- ✓ Sewer Installation at Troth Street ES & Modernization Planning
- ✓ 38,478 Chromebooks (1st cycle 19,106; 2nd cycle 19,372)
- ✓ Districtwide Energy Efficiency Upgrades
- ✓ Districtwide Safety & Security Upgrades
- ✓ Districtwide Wireless Network Upgrades

Projects In Process/Upcoming (non-EE funded but made possible by EE state grant applications)

- ❖ Rubidoux HS Concert Hall
- ❖ Jurupa MS Modernization
- ❖ Troth Street Modernization



Long-Range Facilities Master Plan - Board accepted 7/21/21

Districtwide Site Visits, Facility Assessments, Capacity Study

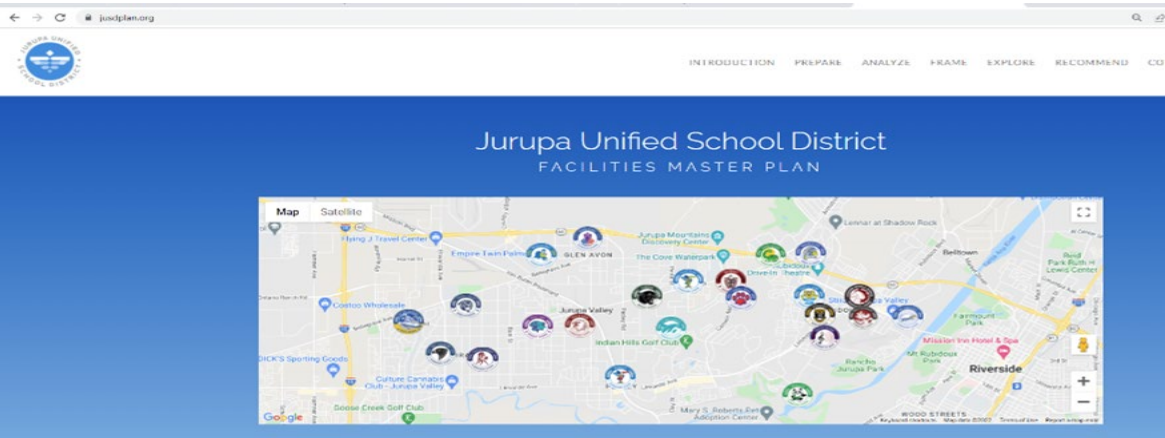
Community Input meetings held for all site staff/students/parents to provide input

Steering Committee

10-Year Planning

Over \$400M in needs identified

Website (translation in process): jUSDplan.org



Current LRFMP Needs List by Age (not including recently renovated sites/new schools)

SCHOOL & YEAR BUILT	AGE (YEARS)	LAST MODERNIZED	YEAR ELIGIBLE	LRFMP COST WITHOUT ESCALATION	ESTIMATED STATE GRANT (as of 2022)	LOCAL FUNDS NEEDED
West Riverside ES (1949)	73	Partial 2018	2012	\$8,701,117.00	\$38,441.00	\$8,662,676.00
Pedley ES (1958)	64	1987	2012	\$30,108,967.00	\$2,577,969.00	\$27,530,998.00
Rustic Lane ES (1958)	64	1988	2013	\$18,282,016.00	\$3,462,556.00	\$14,819,460.00
Van Buren ES (1959)	63	1993	2018	\$18,581,633.00	\$3,227,503.00	\$15,354,130.00
Pacific Avenue (1962)	60	2006	2031	\$16,403,125.00	\$747,773.00	\$15,655,352.00
Mission Middle (1966)	56	2006	2031	\$9,264,253.00	\$932,196.00	\$8,332,057.00
Sky Country ES (1984)	38	N/A	2009	\$6,993,534.00	\$4,416,216.00	\$2,577,318.00
Nueva Vista HS (1986)	36	N/A	2011	\$5,283,700.00	\$3,067,095.00	\$2,216,605.00
Indian Hills ES (1987)*	35	N/A	2012	\$2,667,907.00	\$3,409,239.00	-\$741,332.00
Camino Real ES (1988)	34	N/A	2013	\$12,316,244.00	\$4,144,711.00	\$8,171,533.00
Sunnyslope ES (1988)	34	N/A	2013	\$24,295,731.00	\$4,493,653.00	\$19,802,078.00
Jurupa Valley HS (1989)	33	N/A	2014	\$47,430,016.00	\$4,627,277.00	\$42,802,739.00
Granite Hill ES (1992)	30	N/A	2017	\$17,437,675.00	\$3,700,647.00	\$13,737,028.00
Mira Loma MS (1993)*	29	N/A	2018	\$1,826,114.00	\$4,712,351.00	-\$2,886,237.00
Stone Avenue ES (1993)	29	N/A	2018	\$12,151,622.00	\$3,688,916.00	\$8,462,706.00
Peralta ES (1996)	26	N/A	2021	\$9,866,417.00	\$1,968,794.00	\$7,897,623.00
Patriot HS (2005)	17	N/A	2031	\$84,709,863.00	\$0.00	\$84,709,863.00
Totals				\$326,319,934.00	\$49,215,337.00	\$277,104,597.00



What's Next?

