


JURUPA UNIFIED SCHOOL DISTRICT

Request for Formal Bid for General Contractor Project

**20-21-10TE
Wireless Upgrades (E-Rate Year 24)**

E-Rate Form 470 # 210004527



OWNER

JURUPA UNIFIED SCHOOL DISTRICT

4850 PEDLEY ROAD

JURUPA VALLEY, CA 92509

Joshua Lewis, Director, Technology Department
Michael Roark, Director, Technology Department
Jeffrey Lewis, Director, Purchasing Department - 951-360-4102

THIS PAGE INTENTIONALLY LEFT BLANK FOR PRINTING PURPOSES

PROJECT INFORMATION PAGE

Project: Bid No. 20-21-10TE - Wireless Upgrades (E-Rate Year 24)

Scope of Work: Contractor to provide and install wireless upgrades, funded through E-Rate, per the bid documents. Contractor must meet all E-Rate requirements. This project includes all necessary labor, tools, materials and equipment to accomplish the work shown in the bid documents and as described herein.

Contract Time: 180 calendar days.

Contractor's License: C-7

Engineer's Estimate: \$2,500,000

Liquidated Damages: \$1,000/day

Project Allowance: \$50,000 (see Supplementary General Conditions for more info)

Job Visit Attendance is NOT MANDATORY

Date: Monday, November 30, 2020
Time: 9:00 a.m.
Location: Patriot High School – Outside Front Office
4355 Camino Real
Jurupa Valley, CA 92509

Point of Contact: Jennifer Lauzon, jennifer_lauzon@jUSD.k12.ca.us , 951-360-4102

Bid Documents and Addenda: <http://jurupausd.org/our-district/BizServ/css/Pages/Bids.aspx> and E-rate EPC Website <http://portal.usac.org/suite/>

Requests for Information: RFIs must be submitted via e-mail to the above Point of Contact. Requests for information must be submitted prior to Friday, December 4, 2020, at 12:00 p.m.

All addendum(s), questions and answers will be posted to the Districts website at <http://jurupausd.org/our-district/BizServ/css/Pages/Bids.aspx> in addition to the E-rate EPC website at <https://portal.usac.org/suite/>

Submit Bids in a sealed envelope:

Date: Monday, December 21, 2020
Time: 2:00 p.m. or before
Location: Jurupa Unified School District, Education Center
Purchasing Department
4850 Pedley Road
Jurupa Valley, CA 92509

Tentative Board Approval Date: January 11, 2021 (subject to change)

Prequalification: Prequalification of contractors is *not* required.

Prevailing Wage Project: The selected contractor will be **required** to pay the current Prevailing Wage rates per classification and location to each and every employee on the project in accordance with Labor Code 1771. The current wage schedule can be found at www.dir.ca.gov. The contractor and any subcontractors must be registered on the DIR website at least 72 hours prior to the opening of bids.

THIS PAGE INTENTIONALLY LEFT BLANK FOR PRINTING PURPOSES

Table of Contents

PROJECT INFORMATION PAGE 3

NOTICE INVITING BIDS 10

INSTRUCTIONS TO BIDDERS 12

CHECKLIST OF MANDATORY BID FORMS 24

BID FORM 25

BID GUARANTEE FORM 29

BID BOND FORM 30

DESIGNATION OF SUBCONTRACTORS 33

DESIGNATION OF SUBCONTRACTORS FORM 34

NON-COLLUSION DECLARATION 36

CONTRACTOR’S CERTIFICATE REGARDING WORKERS’ COMPENSATION 37

CONTRACTOR’S CERTIFICATE REGARDING DRUG-FREE WORKPLACE 38

CONTRACTOR’S CERTIFICATE REGARDING ALCOHOLIC BEVERAGE AND TOBACCO-
FREE CAMPUS POLICY 39

ACKNOWLEDGMENT OF BIDDING PRACTICES REGARDING INDEMNITY 40

BIDDER’S ACKNOWLEDGEMENT OF PROJECT SCHEDULE 41

REQUEST FOR SUBSTITUTION AT TIME OF BID 42

REFERENCES 44

DISABLED VETERAN BUSINESS ENTERPRISE (DVBE) PARTICIPATION STATEMENT 46

FCC GREENLIGHT STATUS 47

DEBARMENT AND SUSPENSION CERTIFICATION 48

ITEMIZED QUOTE 50

AGREEMENT FORM 52

PAYMENT BOND 58

PERFORMANCE BOND 61

GUARANTEE 65

ESCROW AGREEMENT FOR SECURITY DEPOSITS IN LIEU OF RETENTION.....	66
INSURANCE DOCUMENTS & ENDORSEMENTS.....	69
DISABLED VETERAN BUSINESS ENTERPRISE (DVBE) CONTRACTOR CLOSE-OUT STATEMENT.....	71
CONTRACTOR CERTIFICATION REGARDING BACKGROUND CHECKS	72
CONTRACTOR CERTIFICATION REGARDING BACKGROUND CHECKS	73
ARTICLE 1 DEFINITIONS.....	74
1.1 BASIC DEFINITIONS.....	74
1.2 EXECUTION, CORRELATION AND INTENT	79
1.3 OWNERSHIP AND USE OF ARCHITECT’S DRAWINGS, SPECIFICATIONS AND OTHER DOCUMENTS.....	83
ARTICLE 2 DISTRICT	84
2.1 INFORMATION AND SERVICES REQUIRED OF THE DISTRICT	84
2.2 DISTRICT’S RIGHT TO CARRY OUT THE WORK DUE TO PARTIAL DEFAULT IN A SPECIFIC SEGREGATED AREA OF WORK (48 HOUR NOTICE TO CURE AND CORRECT)	87
ARTICLE 3 THE CONTRACTOR.....	89
3.1 SUPERVISION AND CONSTRUCTION PROCEDURES	89
3.2 SUPERVISION	90
3.3 LABOR AND MATERIALS	91
3.4 WARRANTY	94
3.5 TAXES.....	95
3.6 PERMITS, FEES AND NOTICES.....	95
3.7 SUBMITTALS REQUIRED AT THE COMMENCEMENT OF THE PROJECT	96
3.8 DOCUMENTS, SAMPLES, AND COMPUTER AT THE SITE.....	97
3.9 SUBMITTALS INCLUDING SHOP DRAWINGS, PRODUCT DATA, AND SAMPLES	98
3.10 SUBSTITUTIONS.....	103
3.11 INTEGRATION OF WORK	105
3.12 CLEANING UP	106
3.13 ACCESS TO WORK.....	107
3.14 ROYALTIES AND PATENTS	108
3.15 INDEMNIFICATION	108
3.16 SUBMISSION OF DAILY REPORTS	108
3.17 AS-BUILT DRAWINGS AND ANNOTATED SPECIFICATIONS.....	109
3.18 EQUIPMENT MANUALS.....	110
3.19 DIR REGISTRATION	111
ARTICLE 4 ADMINISTRATION OF THE CONTRACT AND CLAIMS.....	112
4.1 ARCHITECT	112
4.2 ARCHITECT’S ADMINISTRATION OF THE CONTRACT.....	112
4.3 PROJECT INSPECTOR.....	114

4.4	STOP WORK ORDER.....	116
4.5	RESPONSIBILITY FOR ADDITIONAL CHARGES INCURRED BY THE DISTRICT FOR PROFESSIONAL SERVICES.....	116
4.6	DISPUTES AND CLAIMS	117
ARTICLE 5	SUBCONTRACTORS	124
5.1	DEFINITIONS.....	124
ARTICLE 6	CONSTRUCTION BY DISTRICT OR BY SEPARATE CONTRACTORS.....	126
6.1	DISTRICT’S RIGHT TO PERFORM CONSTRUCTION AND TO AWARD SEPARATE CONTRACTS.....	126
6.2	CONSTRUCTIVE OWNERSHIP OF PROJECT SITE AND MATERIAL	128
6.3	DISTRICT’S RIGHT TO CLEAN UP	128
ARTICLE 7	CHANGES IN THE WORK	129
7.1	CHANGES.....	129
7.2	CHANGE ORDERS (“CO”)	130
7.3	CONSTRUCTION CHANGE DOCUMENT (CCD Category A, and CCD Category B) and IMMEDIATE CHANGE DIRECTIVE (ICD)	130
7.4	REQUEST FOR INFORMATION (“RFI”)	131
7.5	REQUEST FOR PROPOSAL (“RFP”).....	132
7.6	CHANGE ORDER REQUEST (“COR”).....	133
7.7	COST OF CHANGE ORDERS.....	133
ARTICLE 8	TIME AND SCHEDULE	140
8.1	DEFINITIONS.....	140
8.2	HOURS OF WORK.....	142
8.3	PROGRESS AND COMPLETION	142
8.4	EXTENSIONS OF TIME - LIQUIDATED DAMAGES.....	146
ARTICLE 9	PAYMENTS AND COMPLETION.....	150
9.1	CONTRACT SUM	150
9.2	COST BREAKDOWN	150
9.3	PROGRESS PAYMENTS.....	151
9.4	APPLICATIONS FOR PROGRESS PAYMENTS.....	153
9.5	STOP NOTICE CLAIMS AND WARRANTY OF TITLE	155
9.6	DECISIONS TO WITHHOLD PAYMENT.....	155
9.7	NONCONFORMING WORK.....	157
9.8	SUBCONTRACTOR PAYMENTS	158
9.9	COMPLETION OF THE WORK.....	158
9.10	PARTIAL OCCUPANCY OR USE.....	163
9.11	COMPLETION AND FINAL PAYMENT	163
9.12	SUBSTITUTION OF SECURITIES	166
ARTICLE 10	PROTECTION OF PERSONS AND PROPERTY	167
10.1	SAFETY PRECAUTIONS AND PROGRAMS	167
10.2	SAFETY OF PERSONS AND PROPERTY	169
10.3	EMERGENCIES	171

10.4	HAZARDOUS MATERIALS	172
ARTICLE 11	INSURANCE AND BONDS	174
11.1	CONTRACTOR’S LIABILITY INSURANCE	174
11.2	WORKERS’ COMPENSATION INSURANCE.....	176
11.3	BUILDER’S RISK/ “ALL RISK” INSURANCE	176
11.4	FIRE INSURANCE.....	177
11.5	AUTOMOBILE LIABILITY	177
11.6	OTHER INSURANCE	177
11.7	PROOF OF INSURANCE.....	177
11.8	COMPLIANCE	178
11.9	WAIVER OF SUBROGATION.....	178
11.10	PERFORMANCE AND PAYMENT BONDS	178
ARTICLE 12	UNCOVERING AND CORRECTION OF WORK.....	180
12.1	COMPLIANCE WITH TITLE 24 INSTALLATION REQUIREMENTS	180
12.2	SPECIAL NOTICE OF AMERICANS WITH DISABILITIES ACT	180
12.3	UNCOVERING OF WORK.....	181
12.4	CORRECTION OF WORK.....	181
ARTICLE 13	MISCELLANEOUS PROVISIONS.....	183
13.1	GOVERNING LAW.....	183
13.2	SUCCESSORS AND ASSIGNS	183
13.3	WRITTEN NOTICE.....	183
13.4	RIGHTS AND REMEDIES	183
13.5	TESTS AND INSPECTIONS.....	183
13.6	TRENCH EXCAVATION	184
13.7	WAGE RATES, TRAVEL, AND SUBSISTENCE	185
13.8	RECORDS OF WAGES PAID	187
13.9	APPRENTICES	189
13.10	ASSIGNMENT OF ANTITRUST CLAIMS	190
13.11	STATE AND DISTRICT CONDUCTED AUDITS	190
13.12	STORM WATER POLLUTION PREVENTION	192
ARTICLE 14	TERMINATION OR SUSPENSION OF THE CONTRACT.....	196
14.1	TERMINATION BY THE CONTRACTOR FOR CAUSE.....	196
14.2	TERMINATION BY THE DISTRICT FOR CAUSE.....	196
14.3	TERMINATION OF CONTRACT BY DISTRICT (CONTRACTOR NOT AT FAULT)	197
14.4	REMEDIES OTHER THAN TERMINATION	198
ARTICLE 15	DEBARMENT.....	200
15.1	DEBARMENT MEANS THERE HAS BEEN A FINDING THAT THE CONTRACTOR IS NOT RESPONSIBLE.	200
15.2	BOARD FINDING.....	200
15.3	HEARING AND PRESENTATION OF EVIDENCE	200
	SUPPLEMENTARY GENERAL CONDITIONS	202

SPECIFICATIONS..... 204
INSTALLATION OVERVIEW AND REQUIREMENTS..... 204
VIRTUAL BID OPENING INSTRUCTIONS..... 205
EQUIPMENT LISTING 206
WIRELESS AP LISTING 207
EXISTING AS-BUILTS..... 208

NOTICE INVITING BIDS

The Jurupa Unified School District (“District”) will receive sealed bids for 20-21-10TE - Wireless Upgrades (E-Rate Year 24) (“Project”) at the JUSD Purchasing Department, 4850 Pedley Road, Jurupa Valley, CA 92509 no later than 2:00 p.m. on Monday, December 21, 2020, per the Purchasing Bid Clock at which time or thereafter said sealed bids will be opened and read aloud. Bids received after this time will be returned unopened. The public bid opening will likely be conducted via phone/video conferencing due to the Coronavirus outbreak. For more details, contact the District at jennifer_lauzonn@jUSD.k12.ca.us. Bids shall be valid for 90 days after the bid opening date.

SCOPE: Contractor to provide and install wireless upgrades, funded through E-Rate, per the bid documents. Contractor must meet all E-Rate requirements. This project includes all necessary labor, tools, materials and equipment to accomplish the work shown in the bid documents and as described herein.

CONTRACTOR’S LICENSE: The class of California contractor’s license required in order to bid on and perform the contract for this Project is: C-7. Licenses must be valid and active at the time of award of bid.

NON-MANDATORY JOB VISIT: The District will conduct a non-mandatory job visit on Monday, November 30, 2020, at 9:00 a.m. for the purpose of acquainting prospective bidders with the bid documents and the work site. The job visit will begin outside the Front Office at Patriot High School, 4355 Camino Real, Jurupa Valley, CA 92509.

E-RATE: Vendor must participate in the E-Rate Program and must provide a Service Provider Identification Number (SPIN) and Federal Registration Number (FCC-FRN) with the proposal.

BID DOCUMENTS: Bidders may obtain a set of Contract Documents via the Jurupa USD website: <http://jurupausd.org/our-district/BizServ/css/Pages/Bids.aspx>. All notices, clarifications, and addenda to this bid will be distributed via the aforementioned website. The District shall not be responsible for sending individual notification of changes or updates to any respondents. It is the sole responsibility of the bidder to remain apprised of changes to this bid.

BID BOND: Each bid must be submitted with security in an amount not less than ten percent (10%) of the maximum bid amount as a guarantee that the bidder will enter into the proposed contract, including all required Contract Documents. Such security must be in one of the following forms: (1) a cashier’s check or certified check made payable to the District; or (2) a bond made payable to the District in the form set forth in the Contract Documents. Any bond must have been issued by a California-admitted surety as defined in Code of Civil Procedure Section 995.120.

BID FORMS: Bids must be submitted on District bid forms. No other forms will be accepted.

BID PROCESS: The District reserves the right to reject any or all bids or to waive any irregularities or informalities in any bids or in the bidding. Except as provided in Public Contract Code Section 5100 *et seq.*, no bidder may withdraw a bid for a period of ninety (90) calendar days after the opening of the bids.

PAYMENT AND PERFORMANCE BONDS: The successful bidder will be required to provide both a performance bond and a separate payment bond, each in an amount equal to 100% of the total contract amount. The forms of the bond are set forth in the Contract Documents and all bonds must be issued by a California-admitted surety as defined in California Code of Civil Procedure Section 995.120.

PREVAILING WAGES: The successful bidder and each of its subcontractors of any tier will be required to pay not less than the general prevailing rates of per-diem wages in the locality in which the work is to be performed for each craft or type of worker needed to execute the contract (“Prevailing Wages”). A copy of the per-diem rates of Prevailing Wages is available on the Department of Industrial Relations (“DIR”) website and a copy shall be posted at the Project site by bidder. Pursuant to Labor Code sections 1725.5 and 1771.1, all contractors and subcontractors that wish to bid on, be listed in a bid proposal, or enter into a contract to perform public work, must be registered with the DIR. No bid will be accepted nor any contract entered without proof of the contractor’s and subcontractor’s current registration with the DIR to perform public work. If awarded a contract, the bidder and its subcontractors,

of any tier, shall maintain active registrations with the DIR for the duration of the Project. This Project is subject to compliance monitoring and enforcement by the DIR. In bidding on this Project, it shall be the bidder's sole responsibility to evaluate and include the cost of complying with all labor compliance requirements under this contract and applicable law in its bid.

DVBE: Where applicable, bidders must meet the requirements set forth in Public Contract Code Section 10115 et seq., Military and Veterans Code Section 999 et seq. and California Code of Regulations, Title 2, Section 1896.60 et seq. regarding Disabled Veteran Business Enterprise ("DVBE") Programs. Bidders may contact the District for details regarding the District's DVBE participation goals and requirements.

Date: November 20, 2020

By: Jeffrey Lewis, Director
Purchasing Department
Jurupa Unified School District
4850 Pedley Road, Jurupa Valley, CA 92509
November 20 and 27, 2020 - Press Enterprise

Advertised:

INSTRUCTIONS TO BIDDERS

1. **Preparation of Bid Form.** Proposals under these specifications shall be submitted on the blank forms furnished herewith at the time and place stated in the Notice Inviting Bids. All blanks in the bid form must be appropriately filled in, and all proposed prices must be stated clearly and legibly in both words and numerals. All bids must be signed by the bidder in permanent blue ink and submitted in sealed envelopes, bearing on the outside, the bidder's name, address, telephone number, and California Contractor's License number, and the name of the Project for which the bid is submitted. The District reserves the right to reject any bid if all of the above information is not furnished. It is each bidder's sole responsibility to ensure its bid is timely delivered and received at the location designated as specified above. Any bid received at the designated location after the scheduled closing time for receipt of bids shall be returned to the bidder unopened.

2. **Bid Security.** Each bid must be accompanied by one of the following forms of bidder's security: (1) cash; (2) a cashier's check made payable to the District; (3) a certified check made payable to the District; or (4) a bidder's bond executed by a California admitted surety as defined in Code of Civil Procedure section 995.120, made payable to the District, in the form set forth in the Contract Documents. Such bidder's security must be in an amount not less than ten percent (10%) of the maximum amount of such bidder's bid as a guarantee that the bidder will enter into the Contract, if the same is awarded to such bidder, and will provide the required Performance and Payment Bonds, insurance certificates and any other required documents. In the event that a bidder is awarded the Contract and such bidder fails to enter into said Contract or provide the surety bond or bonds within five (5) calendar days after award of the Contract to bidder, said security will be forfeited.

3. **Signature.** The bid form, all bonds, all designations of subcontractors, the Contractor's Certificate, the Agreement, and all Guarantees must be signed in permanent blue ink in the name of the bidder and must bear the signature in longhand of the person or persons duly authorized to sign the bid.

If bidder is a corporation, the legal name of the corporation shall first be set forth, together with two signatures: one from the President and one from the Secretary or Assistant Secretary. Alternatively, the signature of other authorized officers or agents may be affixed, if a certified copy of the resolution of the corporate board of directors authorizing them to do so is provided to the District. Such documents shall include the title of such signatories below the signature and shall bear the corporate seal.

If bidder is a partnership, the true name of the firm shall first be set forth, together with the names of all persons comprising the partnership or co-partnership. The bid must be signed by all partners comprising the partnership unless proof in the form of a certified copy of a statement of partnership acknowledging the signer to be a general partner is presented to the District, in which case the general partner may sign.

Bids submitted as joint ventures must so state and be signed by each joint venturer.

Bids submitted by individuals must be signed by the bidder unless an up to date power- of-attorney is on file in the District office, in which case, said person may sign for the individual.

The above rules also apply in the case of the use of a fictitious firm name. In addition, however, where a fictitious name is used, it must be so indicated in the signature.

4. **Modifications.** Changes in or additions to the bid form, recapitulations of the work bid upon, alternative proposals, or any other modification of the bid form which is not specifically called for in the

Contract Documents may result in the District's rejection of the bid as not being responsive to the Notice Inviting Bids. **No oral or telephonic modification of any bid submitted will be considered.**

5. Erasures, Inconsistent or Illegible Bids. The bid submitted must not contain any erasures, interlineations, or other corrections unless each such correction creates no inconsistency and is suitably authenticated by affixing in the margin immediately opposite the correction the signature or signatures of the person or persons signing the bid. In the event of inconsistency between words and figures in the bid price, words shall control figures. In the event that the District determines that any bid is unintelligible, inconsistent, or ambiguous, the District may reject such bid as not being responsive to the Notice Inviting Bids.

6. Examination of Site and Contract Documents. Each bidder shall visit the site of the proposed work and become fully acquainted with the conditions relating to the construction and labor so that the facilities, difficulties, and restrictions attending the execution of the work under the Contract are fully understood. Bidders shall thoroughly examine and be familiar with the drawings, specifications, Addenda, Contract Documents and all others documents and requirements that are attached to and/or contained in the Project Manual or other documents issued to bidders. The failure or omission of any bidder to receive or examine any Contract Documents, form, instrument, addendum, or other document or to visit the site and become acquainted with conditions there existing shall not relieve any bidder from obligations with respect to the bid or to the contract. The submission of a bid shall be taken as prima facie evidence of compliance with this Section. Bidders shall not, at any time after submission of the bid, dispute, complain, or assert that there were any misunderstandings with regard to the nature or amount of work to be done.

7. Withdrawal of Bids. Any bid may be withdrawn, either personally or by written request, at any time prior to the scheduled closing time for receipt of bids. The bid security for bids withdrawn prior to the scheduled closing time for receipt of bids, in accordance with this paragraph, shall be returned upon demand therefor.

No bidder may withdraw any bid for a period of ninety (90) calendar days after the date set for the opening of bids.

8. Agreements, Insurance and Bonds. The Agreement form which the successful bidder, as Contractor, will be required to execute, and the forms and amounts of surety bonds and insurance endorsements which Contractor will be required to be furnished at the time of execution of the Agreement, are included in the bid documents and should be carefully examined by the bidder. The number of executed copies of the Agreement, the Performance Bond, and the Payment Bond required is three (3). Payment and Performance bonds must be executed by an admitted surety insurer as defined in Code of Civil Procedure 995.120.

9. Interpretation of Plans and Documents/Pre-Bid Clarification. If any prospective bidder is in doubt as to the true meaning of any part of the Contract Documents, or finds discrepancies in, or omissions, a written request for an interpretation or correction thereof may be submitted to the District. The bidder submitting the request shall be responsible for its prompt delivery. **Any interpretation or correction of the Contract Documents will only be made by Addendum duly issued, and a copy of such Addendum will be made available for each contractor receiving a set of the Contract Documents.** No person is authorized to make any oral interpretation of any provision in the Contract Documents, nor shall any oral interpretation be binding on the District. If discrepancies on drawings, specifications or elsewhere in the Contract Documents are not covered by addenda, bidder shall include in their bid methods of construction and materials for the higher quality and complete assembly. Each request for clarification shall be submitted in writing, via email, to the contact listed on the Project Information Page at the beginning of the bid packet.

Each transmitted request shall contain the name of the person and/or firm filing the request, address, telephone, and fax number, Specifications and/or Drawing number. Bidder is responsible for the legibility of hand written requests. Pre-bid clarification request shall be filed by the date and time listed on the Project Information Page. Requests received after the date and time listed on the Project Information Page will not be responded to. A written response to timely pre-bid clarifications requests which materially affects the bidders price will be made by Addendum issued by the Jurupa Unified District, or their designee, not less than seventy-two (72) hours prior to bid opening.

10. Bidders Interested in More Than One Bid. No person, firm, or corporation shall be allowed to make, or file, or be interested in more than one prime bid for the same work unless alternate bids are specifically called for. A person, firm, or corporation that has submitted a proposal to a bidder, or that has quoted prices of materials to a bidder, is not thereby disqualified from submitting a proposal or quoting prices to other bidders or making a prime proposal.

11. Award of Contract. The Contract will be awarded to the lowest responsive responsible bidder by action of the governing Board. The District reserves the right to reject any or all bids, or to waive any irregularities or informalities in any bids or in the bidding. In the event an award is made to bidder, and such bidder fails or refuses to execute the Contract and provide the required documents within five (5) calendar days after award of the Contract to bidder, the District may award the Contract to the next lowest responsible and responsive bidder or release all bidders. **Each bid must conform and be responsive to the Contract Documents as defined in the General Conditions.**

12. Bid Protest Procedure. Any bidder may file a bid protest. The protest shall be filed in writing with the District's Director of Centralized Support Services not more than five (5) business days after the date of the bid opening. An e-mail address shall be provided and by filing the protest, protesting bidder consents to receipt of e-mail notices for purposes of the protest and protest related questions and protest appeal, if applicable. The protest shall specify the reasons and facts upon which the protest is based.

a. Resolution of Bid Controversy: Once the bid protest is received, the apparent lowest responsible bidder will be notified of the protest and the evidence presented. If appropriate, the apparent low bidder will be given an opportunity to rebut the evidence and present evidence that the apparent low bidder should be allowed to perform the Work. If deemed appropriate by the District, an informal hearing will be held. District will issue a written decision within fifteen (15) calendar days of receipt of the protest, unless factors beyond the District's reasonable control prevent such resolution. The decision on the bid protest will be copied to all parties involved in the protest.

b. Appeal: If the protesting bidder or the apparent low bidder is not satisfied with the decision, the matter may be appealed to the Superintendent, or their designee, within three (3) business days after receipt of the District's written decision on the bid protest. The appeal must be in writing and sent via overnight registered mail with all accompanying information relied upon for the appeal and an e-mail address from which questions and responses may be provided to:

**Jurupa Unified School District
Director, Centralized Support Services
4850 Pedley Road
Jurupa Valley, CA 92509**

c. Appeal Review: The Superintendent or their designee shall review the decision on the bid protest from the Superintendent or their designee and issue a written response to the appeal, or if appropriate, appoint a Hearing Office to conduct a hearing and issue a written decision. The written decision of the Superintendent or their designee or the Hearing Officer shall be rendered within fifteen (15) calendar days and shall state the basis for the decision. The decision concerning the appeal will be final and not subject to any further appeals.

d. Reservation of Rights to Proceed with Project Pending Appeal. The District reserves the right to proceed to award the Project and commence construction pending an Appeal. If there is State Funding or a critical completion deadline, the District may choose to shorten the time limits set forth in this Section if written notice is provided to the protesting party. E-mailed notice with a written confirmation sent by First Class Mail shall be sufficient to constitute written notice. If there is no written response to a written notice shortening time, the District may proceed with the award.

e. Finality. Failure to comply with this Bid Protest Procedure shall constitute a waiver of the right to protest and shall constitute a failure to exhaust the protesting bidder's administrative remedies.

13. Alternates. If alternate bids are called for, the Contract may be awarded at the election of the Governing Board to the lowest responsible and responsive bidder using the method and procedures outlined in the Notice Inviting Bids and as specified in the section entitled Alternate/Deductive Bid Alternates.

a. Subcontractor Listing for Alternates. If alternate bids are called for and the bidder intends to use different or additional subcontractors, a separate list of subcontractors must be submitted for each such alternate.

14. Evidence of Responsibility. Upon the request of the District, a bidder whose bid is under consideration for the award of the Contract shall submit promptly to the District satisfactory evidence showing the bidder's financial resources, surety and insurance claims experience, construction experience, completion ability, workload, organization available for the performance of the Contract, and other factors pertinent to a Project of the scope and complexity involved.

15. Listing Subcontractors. Each bidder shall submit with his bid, on the form furnished with the Contract Documents, a list of the names, license numbers, scopes of work, locations of the places of business, contact information, and Department of Industrial Relations ("DIR") registration numbers of each subcontractor who will perform work or labor or render service to the bidder in or about the project, or a subcontractor who under subcontract to the bidder, specially fabricates and installs a portion of the work, in an amount in excess of one-half of 1 percent of the bidder's total bid as required by the Subletting and Subcontracting Fair Practices Act (Public Contract Code section 4100, et seq.) Pursuant to Labor Code section 1725.5, all subcontractors (of any tier) performing work on this Project must be properly registered with DIR.

16. Workers' Compensation. In accordance with the provisions of Labor Code section 3700, the successful bidder as the Contractor shall secure payment of compensation to all employees. The Contractor shall sign and file with the District the following certificate prior to performing the work under this contract: "I am aware of the provisions of Section 3700 of the Labor Code, which requires every employer to be insured against liability for workers' compensation or to undertake self-insurance in accordance with the provisions of that code, and I will comply with such provisions before commencing the performance of the work of this contract." The form of such certificate is included as a part of the Bid Documents.

17. Contractor's License. To perform the work required by this notice, the Contractor must possess the Contractor's License as specified in the Notice Inviting Bids, and the Contractor must maintain the license throughout the duration of the contract. If, at the time of bid, bidder is not licensed to perform the Project in accordance with Division 3, Chapter 9, of the Business and Professions Code for the State of California and the Notice to Contractors calling for bids, such bid will not be considered and the Contractor will forfeit its bid security to the District.

18. Anti-Discrimination. It is the policy of the District that in connection with all work performed under contracts, there be no discrimination against any prospective or active employee engaged in the work because of race, color, ancestry, national origin, religious creed, sex, age, or marital status. The Contractor

agrees to comply with applicable federal and California laws, including, but not limited to, the California Fair Employment and Housing Act, beginning with Government Code section 12900 and Labor Code section 1735. In addition, the Contractor agrees to require like compliance by any subcontractors employed on the work by such Contractor.

19. Preference for Materials and Substitutions.

a. One Product Specified. Unless the Plans and Specifications state that no Substitution is permitted, whenever the Contract Documents indicate any specific article, device, equipment, product, material, fixture, patented process, form, method, construction, or any specific name, make, trade name, or catalog number, with or without the words, “or equal,” such specification shall be read as if the language “or equal” is incorporated.

b. Request for Substitution. Bidder may, unless otherwise stated, offer any material, process, article, etc., which is materially equal or better in every respect to that so indicated or specified (“Specified Item”) and will completely accomplish the purpose of the Contract Document. If bidder desires to offer a Substitution for a Specified Item, such bidder must make a request in writing on the District’s Substitution Request Form (“Request Form”) and submit the completed Request Form with the bidder’s bid. The Request Form must be accompanied by evidence as to whether the proposed substitution:

- 1) Is equal in quality, service, and ability to the Specified Item as demonstrated by a side by side comparison of key characteristics and performance criteria (CSI comparison chart);
- 2) Will entail no changes in detail, construction and scheduling of related work;
- 3) Will be acceptable in consideration of the required design and artistic effect;
- 4) Will provide no cost disadvantage to the District;
- 5) Will require no excessive or more expensive maintenance, including adequacy and availability of replacement parts; and
- 6) Will require no change in the Contract Time.

In completing the Request Form, bidder must state with respect to each requested substitution whether bidder will agree to provide the Specified Item in the event that the District denies bidder’s request for substitution of a Specified Item. In the event that bidder does not agree in the Request Form to provide the Specified Item and the District denies the requested Substitution, the bidder’s bid shall be considered non-responsive and the District may award the Contract to the next lowest bidder or in its sole discretion, release all bidders. In the event that bidder has agreed in the Request Form to provide the Specified Item and the District denies bidder’s requested substitution for a Specified Item, bidder shall execute the Agreement and provide the Specified Item without any additional cost or charge to the District, and if bidder fails to execute the Agreement with the Specified Item(s), bidder’s bid bond will be forfeited.

After the bids are opened, the apparent lowest bidder shall provide, within five (5) calendar days of opening such bids, any and all Drawings, Specifications, samples, performance data, calculations, and other information as may be required to assist the Architect and the District in determining whether the proposed substitution is acceptable. The burden of establishing these facts shall be upon the bidder.

After the District’s receipt of such evidence by bidder, the District will make its final decision as to whether the bidder’s request for Substitution for any Specified Items will be granted. The District shall have sole discretion in deciding as to whether a proposed request for Substitution is equal to or better than a Specified Item. Any request for Substitution which is granted by the District shall be documented and processed through a Change Order. The District may condition its approval of any Substitution upon delivery to the District of an extended warranty or other assurances of adequate

performance of the Substitution. Any and all risks of delay due to DSA, or any other governmental agency having jurisdiction shall be on the bidder.

20. Disqualification of Bidders and Proposals. More than one proposal for the same work from any individual, firm, partnership, corporation, or association under the same or different names will not be accepted; and reasonable grounds for believing that any bidder is interested in more than one proposal for the work will be cause for rejecting all proposals in which such bidder is interested and the bidder will forfeit their bid security to the District.

21. Unbalanced or Altered Bids. Proposals in which the prices are obviously unbalanced, and those which are incomplete or show any alteration of form, or contain any additions or conditional or alternate bids that are not called for or otherwise permitted, may be rejected. A proposal on which the signature of the bidder has been omitted may be rejected. If, in the District's sole discretion, it determines any pricing, costs or other information submitted by a bidder may result in an unbalanced bid, the District may deem such bid non-responsive. A bid may be determined by the District to be unbalanced if the bid is based on prices significantly less than cost for some work and prices which are significantly overstated in relation to cost for other work, and if there is a reasonable doubt that the bid will result in the lowest overall cost to the District even though it may be the low evaluated bid, or if it is so unbalanced as to be tantamount to allowing an advanced payment.

22. Employment of Apprentices. The Contractor and all Subcontractors shall comply with the provisions of California Labor Code including, but not limited to sections 1777.5, 1777.6, and 1777.7 concerning the employment of apprentices. The Contractor and any Subcontractor under him shall comply with the requirements of said sections, including applicable portions of all subsequent amendments in the employment of apprentices; however, the Contractor shall have full responsibility for compliance with said Labor Code sections, for all apprenticeable occupations, regardless of any other contractual or employment relationships alleged to exist.

23. Non-Collusion Declaration. Public Contract Code section 7106 requires bidders to submit declaration of non-collusion with their bids. This form is included with the bid documents and must be signed and dated by the bidder under penalty of perjury.

24. Wage Rates, Travel and Subsistence.

a. The Contractor and all subcontractors shall comply with the requirements set forth in Division 2, Part 7, Chapter 1 of the Labor Code. Pursuant to Labor Code section 1770 et seq., the District has obtained from the Director of the Department of Industrial Relations the general prevailing rate of per diem wages and the general prevailing rate for holiday and overtime work in the locality in which this work is to be performed for each craft, classification or type of worker needed to execute the contract. Copies are available from the District to any interested party on request and are also available from the Director of the Department of Industrial Relations. The Contractor shall obtain copies of the above-referenced prevailing wage sheets and post a copy of such wage rates at appropriate, conspicuous, weatherproof points at the Site.

b. Any worker employed to perform work on the Project and such work is not covered by any classification listed in the published general prevailing wage rate determinations or per diem wages determined by the Director of the Department of Industrial Relations, shall be paid not less than the minimum rate of wages specified therein for the classification which most nearly corresponds to the employment of such person in such classification.

c. Holiday and overtime work, when permitted by law, shall be paid for at the rate set forth in the prevailing wage rate determinations issued by the Director of the Department of Industrial Relations

or at least one and one-half (1½) times the specified basic rate of per diem wages, plus employer payments, unless otherwise specified in the Contract Documents or authorized by law.

d. These per diem rates, including holiday and overtime work, and employer payments for health and welfare, pension, vacation, and similar purposes, are on file at the administrative office of the District, located as noted above and are also available from the Director of the Department of Industrial Relations. It is the Contractor's responsibility to ensure the appropriate prevailing rates of per diem wages are paid for each classification. It shall be mandatory upon the Contractor to whom the Contract is awarded, and upon any subcontractor under such Contractor, to pay not less than the said specified rates to all workers employed by them in the execution of the Contract.

25. DIR Registration of Contractor and Subcontractors. A contractor or subcontractor shall not be qualified to bid on, be listed in a bid proposal, subject to the requirements of Section 4104 of the Public Contract Code, or engage in the performance of any contract for public work, as defined in the Labor Code, unless currently registered and qualified to perform public work pursuant to Section 1725.5. It is not a violation of this section for an unregistered contractor to submit a bid that is authorized by Section 7029.1 of the Business and Professions Code or by Section 10164 or 20103.5 of the Public Contract Code, provided the contractor is registered to perform public work pursuant to Section 1725.5 at the time the contract is awarded.

This Project is a public works project as defined in Labor Code section 1720. Each contractor bidding on this Project and all subcontractors (of any tier) performing any portion of the Work must comply with the Labor Code sections 1725.5 and 1771.1 and must be properly and currently registered with DIR and qualified to perform public works pursuant to Labor Code section 1725.5 throughout the duration of the Project. For more information and up to date requirements, contractors are recommended to periodically review the DIR's website at www.dir.ca.gov. Contractor shall be solely responsible for ensuring compliance with Labor Code section 1725.5 as well as any requirements implemented by DIR applicable to its services or its subcontractors throughout the term of the Agreement and in no event shall contractor be granted increased payment from the District or any time extensions to complete the Project as a result of contractor's efforts to maintain compliance with the Labor Code or any requirements implemented by the DIR. Failure to comply with these requirements shall be deemed a material breach of this Agreement and grounds for termination for cause. The contractor and all subcontractors shall furnish certified payroll records as required pursuant Labor Code section 1776 directly to the Labor Commissioner in accordance with Labor Code section 1771.4 on at least on a monthly basis (or more frequently if required by the District or the Labor Commissioner) and in a format prescribed by the Labor Commissioner. The District reserves the right to withhold contract payments if the District is notified, or determines as the result of its own investigation, that contractor is in violation of any of the requirements set forth in Labor Code section 1720 et seq. at no penalty or cost to the District. Monitoring and enforcement of the prevailing wage laws and related requirements will be performed by the Labor Commissioner/ Department of Labor Standards Enforcement (DLSE).

26. No Telephone or Facsimile Availability. No telephone or facsimile machine will be available to bidders on the District premises at any time.

27. Obtaining Bidding Documents. Bidding Documents, may be obtained from the Point of Contact listed on the Project Information page or the Notice Inviting Bids. If there is a cost associated with obtaining the bidding documents, it will also be listed in the Notice Inviting Bids.

28. Bidder shall utilize a complete set of Bidding Documents in preparing a bid. The failure or omission of bidder to receive any Bidding Document, form, instrument, Addendum, or other document shall not relieve bidder from any obligations with respect to the bid and/or Contract.

29. Addenda. Clarification or any other notice of a change in the Bidding Documents will be issued only by the District and only in the form of a written Addendum, transmitted by fax, e-mail, or available for pick up to all who are known by the issuing office to have received a complete set of Bidding Documents. Any other purported Addenda are void and unenforceable.

Bidder is responsible for ascertaining the disposition of all Addenda issued regardless of District notification and to acknowledge all Addenda in the submitted sealed bid prior to the bid opening. Copies of Addenda will be made available for inspection wherever Bidding Documents are on file for inspection. Each Addendum will be numbered, dated, and identified with the Project number. Oral statements or any instructions in any form, other than Addendum as described above, shall be void and unenforceable. Addenda issued by the District and not noted as being acknowledged by bidder as required in the Bid Form, may result in the bid being deemed non-responsive.

30. Debarment. Bidder may also be subject to debarment, in addition to seeking remedies for False Claims under Government Code section 12650 et seq. and Penal Code section 72, the District may debar a Contractor pursuant to Article 15 of the General Conditions if the Board, or the Board may designate a hearing officer who, in his or her discretion, finds the Contractor has done any of the following:

- a. Intentionally or with reckless disregard, violated any term of a contract with the District
- b. Committed an act or omission which reflects on the Contractor's quality, fitness or capacity to perform work for the District;
- c. Committed an act or offense which indicates a lack of business integrity or business honesty; or,
- d. Made or submitted a false claim against the District or any other public entity (See Government Code section 12650, et seq., and Penal Code section 72)

31. UPCCAA. This Project is being let in accordance with the Uniform Public Construction Cost Accounting ("UPCCAA") set forth in Public Contract Code section 22000 et seq. Bidders shall comply with any requirements set forth in the UPCCAA including all guidelines and requirements in the current California Uniform Construction Cost Accounting Commission Cost Accounting Policies and Procedures Manual. If applicable, only Contractors included on the District's Qualified List shall submit bids for the Project as set forth in the UPCCAA.

32. Terminology. The terms "bid", "RFP", or "request for proposals" may be used interchangeably throughout the bid documents. The terms "service provider", "contractor", "vendor" and "bidder" may also be used interchangeably throughout the bid documents.

33. Requests for Information. Questions and responses will be posted on the district's website and the EPC portal site <https://portal.usac.org/suite/> in the form of an addendum. In the event that there is a discrepancy between documentation posted in multiple locations, the controlling (master) document will always be located in the EPC portal/District website.

34. Trade Names and Alternatives. For convenience in designation on the plans or in the specifications, certain articles or materials to be incorporated in the work may be designated under a trade name or in the name of a manufacturer. Whenever in specifications any materials, process, or article is indicated or specified by grade, patent, or proprietary name or by name of manufacturer, such specification shall be deemed to be used for the purpose of facilitating description of material, process or article desired and shall be deemed to be followed by the words "or equal," and service provider may, unless otherwise stated, offer any material, process or article which shall be substantially equal or better in every respect to that so

indicated or specified. Burden of proof as to equality of any material, process or article shall rest with service provider. Service Provider shall submit request together with substantiating data for substitution of any "or equal" item within the response at the time of bid. Please note that the products shall also be listed on the Request for Substitution at Time of Bid form (Attachment No. 9 to Bid Form). Provision authorizing submission of "or equal" justification data shall not in any way authorize an extension of time of bid response.

Please note: All "or equal" components must not void and must be supported by corresponding manufacturer warranty.

The District retains the right to be sole judge as to whether equivalency has been proven and whether alternatives will be accepted.

35. E-rate Requirements

The Telecommunications Act of 1996 established a fund by which Schools and Libraries across the Country could access discounts on eligible telecommunications products and services. The program is commonly known as the E-rate Program. The eligibility for discounts on internet access, telecommunications products and services, internal connection products, services and maintenance is determined by the Federal Communications Commission (FCC). Funding is made available upon application approval by the Schools and Libraries Division (SLD) of the Universal Service Administrative Company (USAC), which was established by the Act. The amount of discount is based on the numbers of students receiving free and reduced price meals.

1) E-RATE CONTINGENCY

The project herein may be contingent upon the approval of funding from the Universal Service Fund's Schools and Libraries Program, otherwise known as E-rate. Even after award of contract(s) and/or E-rate funding approval is obtained, the District may or may not proceed with the project, in whole or in part. Execution of the project, in whole or in part, is solely at the discretion of the District.

2) SERVICE PROVIDER REQUIREMENTS

The District expects Service Providers to make themselves thoroughly familiar with any rules or regulations regarding the E-rate program.

a. Service Providers are required to be in full compliance with all current requirements and future requirements issued by the SLD throughout the contractual period of any contract entered into as a result of this RFP.

b. Service Providers are responsible for providing a valid SPIN (Service Provider Identification Number). More information about obtaining a SPIN may be found at this website: <http://www.usac.org/sl/service-providers/step01/default.aspx>

c. Service Providers are responsible for providing a valid Federal Communications Commission (FCC) Registration Number (FRN) at the time the bid is submitted. More information about obtaining an FRN may be found at this website: <https://fjallfoss.fcc.gov/coresWeb/publicHome.do>

d. Service Providers are responsible for providing evidence of FCC Green Light Status at the time the bid is submitted. Any potential bidder found to be in Red Light Status must provide an explanation of the steps it is undertaking to be removed to Red Light Status and the expected timeframe for resolution. A Service Provider's sustained Red Light Status may be grounds for contract termination as it could prohibit

the Service Provider from providing E-rate discounts in a timely manner which would cause harm to the Applicant. More information about FCC Red and Green Light Status may be found at this website: http://www.fcc.gov/debt_collection/welcome.html

e. Products and services must be delivered before billing can commence. At no time may the Service Provider invoice before July 1, 2021.

f. Prices must be held firm for the duration of the associated E-rate Funding Year(s) or until all work associated with the project is complete (including any contract and USAC approved extensions).

g. Goods and services provided shall be clearly designated as “E-rate Eligible”. Non-eligible goods and services shall be clearly called out as 100% non-eligible or shall be “cost allocated” to show the percentage of eligible costs per SLD guidelines.

h. Within one (1) week of award, the awarded Service Provider must provide the District a bill of materials using a completed USAC “Item 21 Template”. Subsequent schedules of values and invoices for each site must match Item 21 Attachment or subsequent service substitutions. A summary sheet must also be provided to provide the cumulative amount for all sites.

i. In the event of questions during an E-rate pre-commitment review, post-commitment review and/or audit inquiry, the awarded Service Provider is expected to reply within three (3) days to questions associated with its proposal.

j. The awarded Service Provider is required to send copies of all forms and invoices to the District prior to invoicing USAC for pre-approval. Failure to comply with this requirement may result in the District placing the vendor on an “Invoice Check” with the USAC <http://www.usac.org/sl/applicants/step06/invoice-check.aspx>

k. Services providers must comply with the FCC rules for Lowest Corresponding Price ("LCP"). Further details on LCP may be obtained at USAC's website: <http://www.usac.org/sl/service-providers/step02/lowest-corresponding-price.aspx>

3) SERVICE PROVIDER ACKNOWLEDGEMENTS

a. The Service Provider acknowledges that no change in the products and/or services specified in this document will be allowed without prior written approval from the district and a USAC service substitution approval with the exception of a Global Service Substitutions.

b. The Service Provider acknowledges that all pricing and technology infrastructure information in its bid shall be considered as public and non-confidential pursuant to §54.504 (2)(i)(ii).

c. The Service Provider acknowledges that its offer is considered to be the lowest corresponding price pursuant to § 54.511(b). Should it not be the lowest corresponding price, the service provider must disclose the conditions leading to the applicant being charged in excess of lowest corresponding price.

d. This offer is in full compliance with USAC’s Free Services Advisory <http://hurricanerelief.usac.org/sl/applicants/step01/free-services-advisory.aspx> . There are no free services offered that would predicate an artificial discount and preclude the applicant from paying its proportionate non-discounted share of costs. The service provider agrees to provide substantiating documentation to support this assertion should the applicant, USAC, or the FCC request it.

4) STARTING SERVICES/ADVANCE INSTALLATION

The annual E-rate Funding Year begins on July 1 and expires on June 30 of each calendar year. Regardless of the contract “effective date”, E-rate eligible goods and/or services requested in this RFP shall be delivered no earlier than the start of the 2021 funding year (July 1, 2021). If Category 1 services (Telecommunication Services and Internet access) will begin on or shortly after July 1 of a funding year, the service provider, in some cases, may need to undertake some construction and installation work prior to the beginning of that funding year. Within the limitations indicated below, the infrastructure costs of a service provider can be deemed to be delivered at the same time that the associated Category 1 services begin. That is, if services begin on July 1, then the delivery of service provider infrastructure necessary for those services can be considered as also delivered on July 1. However, NO INVOICING can take place prior to July 1 of the associated Funding Year.

EARLY FUNDING CONDITIONS

Category 2

There is one condition that allows USAC to provide support in a funding year for Category 2 installation costs incurred prior to that funding year.

- *We also amend our rules for category two non-recurring services to permit applicants to seek support for category two eligible services purchased on or after April 1, three months prior to the start of funding year on July 1. This will provide schools with the flexibility to purchase equipment in preparation for the summer recess and provide the maximum amount of time during the summer to install these critical networks.*

For more information, please refer to the FCC Report and Order and Further Notice of Proposed Rulemaking ([FCC 14-99](#), released July 23, 2014). This FCC decision only applies to Category 2 services (Internal Connections).

5) INVOICING

a. The Service Provider agrees to bill and receive a portion of the payment for the provisions of goods and services described herein directly from USAC via the Form 474 Service Provider Invoice (SPI). The District will only be responsible for paying its non-discounted share of costs and does not intend to use the BEAR process (Form 472). The maximum percentage the District will be liable for is the pre-discount amount minus the funded amount as shown on the FCC Form 471 Block 5 and any identified costs. Upon the successful receipt or posting of a Funding Commitment Decision Letter from the SLD and submission and certification of Form 486, the District shall pay only the discounted amount beginning with the billing cycle immediately following said approval. Alternatively, should the District decide that it is in the best interest of the District to file a Form 472, the District will inform the Service Provider of its intent.

b. All Service Provider invoicing to USAC must be completed within 120 days from the last day of service. Should the Service Provider fail to invoice USAC in a timely manner, the District will only be responsible for paying its non-discounted share.

6) FCC/SLD AUDITABILITY

The E-rate program requires that all records be retained for at least ten (10) years from the last date of service provided on a particular funding request. Respondent hereby agrees to retain all books, records, and other documents relative to any Agreement resulting from this RFQ for ten (10) years after final payment. The District, its authorized agents, and/or auditors reserves the right to perform or have performed

an audit of the records of the Respondent and therefore shall have full access to and the right to examine any of said materials within a reasonable period of time during said period.

7) PROCUREMENT OF ADDITIONAL GOODS AND/OR SERVICES/COTERMINOUS EXPIRATION

During the term of any Agreement resulting from this RFP, the District may elect to procure additional or like goods and/or services offered by the Respondent. Such services shall be negotiated and obtained via an official amendment to this Agreement and approval by the District's Governing Board. All terms, conditions, warranties, obligations, maintenance and support of said goods or services shall have a coterminous expiration date with the original date of this Agreement. The District shall not enter into a separate Agreement for said goods or services. Respondents must state in their proposal that they acknowledge, accept and are in agreement with coterminous expiration conditions.

In the event that E-Rate discounts are not approved, or only partially approved, the District reserves the right to cancel any or all of the work awarded as a result of this RFP.

CHECKLIST OF MANDATORY BID FORMS

(For Contractor's use and reference only. Additional documents may be required so bidders should carefully review all Contract Documents and Bid Documents)

- Bid Form
- Bid Bond (or Bid Guarantee form if Security is other than Bid Bond)
- Designation of Subcontractors
- Non-Collusion Declaration
- Contractor's Certificate Regarding Workers Compensation
- Contractor's Certificate Regarding Drug-Free Work Place
- Contractor's Certificate Regarding Alcoholic Beverage and Tobacco-Free Campus Policy
- Acknowledgment of Bidding Practices Regarding Indemnity
- Bidder's Acknowledgement of Project Schedule
- Substitution Request Form (If Substitution Request Form is not submitted then NO Substitutions will be allowed after the bids are opened)
- References
- DVBE Participation Statement
- FCC Green Light Status
- Debarment and Suspension Certification
- Itemized Quote

BID FORM

TO: Jurupa Unified School District, acting by and through its Governing Board, herein called "District".

FROM: _____

1. Pursuant to and in compliance with your Notice Inviting Bids and other documents relating thereto, the undersigned bidder, having familiarized himself with the terms of the Contract, the local conditions affecting the performance of the Contract, the cost of the work at the place where the work is to be done, with the Drawings and Specifications, Addenda, and other Contract Documents, hereby proposes and agrees to perform within the time stipulated, the Contract, including all of its component parts, and everything required to be performed, including its acceptance by the District, and to provide and furnish any and all labor, materials, tools, expendable equipment, and utility and transportation services necessary to perform the Contract and complete all of the Work in a workmanlike manner required in connection with the construction of:

BID SCHEDULE NO.

20-21-10TE - Wireless Upgrades (E-Rate Year 24)

in the District described above, all in strict conformance with the drawings and other Contract Documents on file at the Purchasing Office of said District for amounts set forth herein.

2. **BIDDER ACKNOWLEDGES THE FOLLOWING ADDENDUM:**

Number	Number	Number	Number	Number	Number	Number	Number
_____	_____	_____	_____	_____	_____	_____	_____

Acknowledge the inclusion of all addenda issued prior to bid in the blanks provided above. Your failure to do so may render your bid non-responsive.

3. **TOTAL CASH PURCHASE PRICE IN WORDS & NUMBERS:**

_____ DOLLARS

(\$ _____)

4. **PROJECT ALLOWANCE:** The cash purchase price listed above is inclusive of the allowance specified in the bid documents. Any balance shall be returned to the District at the conclusion of the Project.

5. **TIME FOR COMPLETION:** The District may give a notice to proceed within ninety (90) days of the award of the bid by the District. Once the Contractor has received the notice to proceed, the Contractor shall complete the work in the time specified in the Agreement. By submitting this bid, Contractor has thoroughly studied this Project and agrees that the Contract Time for this Project is adequate for the timely and proper completion of the Project. Further, Contractor has included in the analysis of the time required for this Project, Rain Days, Governmental Delays, and the requisite time to complete Punch List.

6. In the event that the District desires to postpone giving the notice to proceed beyond this ninety (90) day period, it is expressly understood that with reasonable notice to the Contractor, giving the notice to proceed may be postponed by the District. It is further expressly understood by the Contractor, that the

Contractor shall not be entitled to any claim of additional compensation as a result of the postponement of giving the notice to proceed.

7. If the Contractor believes that a postponement will cause a hardship to it, the Contractor may terminate the contract with written notice to the District within ten (10) days after receipt by the Contractor of the District's notice of postponement. Should the Contractor terminate the Contract as a result of a notice of postponement, the District shall have the authority to award the Contract to the next lowest responsible bidder, if applicable.

8. It is understood that the District reserves the right to reject any or all bids and/or waive any irregularities or informalities in this bid or in the bid process. The Contractor understands that it may not withdraw this bid for a period of ninety (90) days after the date set for the opening of bids.

9. Attached is bid security in the amount of not less than ten percent (10%) of the bid:

\$ _____

Bid bond (10% of the Bid), certified check, or cashier's check (**circle one**)

10. The required List of Designated Subcontractors is attached hereto.

11. The required Non-Collusion Declaration is attached hereto.

12. The Substitution Request Form, if applicable, is attached hereto.

13. It is understood and agreed that if written notice of the acceptance of this bid is mailed, telegraphed, or delivered to the undersigned after the opening of the bid, and within the time this bid is required to remain open, or at any time thereafter before this bid is withdrawn, the undersigned will execute and deliver to the District a Contract in the form attached hereto in accordance with the bid as accepted, and that he or she will also furnish and deliver to the District the Performance Bond and Payment Bond, all within five (5) calendar days after award of Contract, and that the work under the Contract shall be commenced by the undersigned bidder, if awarded the Contract, by the start date provided in the District's Notice to Proceed, and shall be completed by the Contractor in the time specified in the Contract Documents.

14. The names of all persons interested in the foregoing proposal as principals are as follows:

(IMPORTANT NOTICE: If bidder or other interested person is a corporation, state the legal name of such corporation, as well as the names of the president, secretary, treasurer, and manager thereof; if a co-partnership, state the true names of the firm, as well as the names of all individual co-partners comprising the firm; if bidder or other interested person is an individual, state the first and last names in full.)

15. PROTEST PROCEDURES. If there is a bid protest, the grounds shall be submitted as set forth in the Instructions to Bidders.

16. The undersigned bidder shall be licensed and shall provide the following California Contractor's license information:

Service Provider SPIN: _____
Service Provider FRN: _____
License Number: _____
License Expiration Date: _____
Name on License: _____
Class of License: _____
DIR Registration Number: _____

If the bidder is a joint venture, each member of the joint venture must include the above information.

17. Time is of the essence regarding this Contract, therefore, in the event the bidder to whom the Contract is awarded fails or refuses to post the required bonds and return executed copies of the Agreement form within five (5) calendar days from the date of receiving the Notice of Award, the District may declare the bidder's bid deposit or bond forfeited as damages.

18. The bidder declares that he/she has carefully examined the location of the proposed Project, that he/she has examined the Contract Documents, including the Plans, General Conditions, Supplemental Conditions, Addenda, and Specifications, all others documents and requirements that are attached to and/or contained in the Project Manual, all other documents issued to bidders and read the accompanying instructions to bidders, and hereby proposes and agrees, if this proposal is accepted, to furnish all materials and do all work required to complete the said work in accordance with the Contract Documents, in the time and manner therein prescribed for the unit cost and lump sum amounts set forth in this Bid Form.

19. DEBARMENT. In addition to seeking remedies for False Claims under Government Code section 12650 et seq. and Penal Code section 72, the District may debar a Contractor pursuant to Article 15 of the General Conditions if the Board, or the Board may designate a hearing officer who, in his or her discretion, finds the Contractor has done any of the following:

- a. Intentionally or with reckless disregard, violated any term of a contract with the District;
- b. Committed an act or omission which reflects on the Contractor's quality, fitness or capacity to perform work for the District;
- c. Committed an act or offense which indicates a lack of business integrity or business honesty; or
- d. Made or submitted a false claim against the District or any other public entity. (See Government Code section 12650, et seq., and Penal Code section 72)

20. DESIGNATION OF SUBCONTRACTORS. In compliance with the Subletting and Subcontracting Fair Practices Act (California Public Contract Code section 4100 et seq.) and any amendments thereof, each bidder shall list subcontractors on the District's form Subcontractor list. This subcontractor list shall be submitted with the bid and is a required form

I agree to receive service of notices at the e-mail address listed below.

I, the below-indicated bidder, declare under penalty of perjury that the information provided and representations made in this bid are true and correct.

Proper Name of Company

Name of Bidder Representative

Street Address

City, State, and Zip

()
Phone Number

()
Fax Number

E-Mail

By: _____ Date: _____
Signature of Bidder Representative

NOTE: If bidder is a corporation, the legal name of the corporation shall be set forth above together with the signature of authorized officers or agents and the document shall bear the corporate seal; if bidder is a partnership, the true name of the firm shall be set forth above, together with the signature of the partner or partners authorized to sign contracts on behalf of the partnership; and if bidder is an individual, his signature shall be placed above.

All signatures must be made in permanent blue ink.

BID GUARANTEE FORM

ATTACHMENT NO. 1 TO BID FORM

(Use only when *not* using a Bid Bond)

Accompanying this proposal is a cashier's check payable to the order of the Jurupa Unified School District or a certified check payable to the order of the Jurupa Unified School District in an amount equal to ten percent (10%) of the base bid and alternates (\$_____).

The proceeds of this check shall become the property of said District, if, this proposal shall be accepted by the District through the District's Governing Board, and the undersigned fails to execute a Contract with and furnish the sureties required by the District within the required time; otherwise, said check is to be returned to the undersigned.

Bidder

Signature

Typed or Printed Name

Note: Use this form, in lieu of Bid Bond form, when a cashier's check or certified check is accompanying the bid

BID BOND FORM

ATTACHMENT NO. 1 TO BID FORM

KNOW ALL MEN BY THESE PRESENT that we, the undersigned, (hereafter called "Principal"), and _____ (hereafter called "Surety"), are hereby held and firmly bound unto the Jurupa Unified School District (hereafter called "District") in the sum of _____ (\$_____) for the payment of which, well and truly to be made, we hereby jointly and severally bind ourselves, successors, and assigns.

SIGNED this _____ day of _____, 20__.

The condition of the above obligation is such that whereas the Principal has submitted to the District a certain Bid, attached hereto and hereby made a part hereof, to enter into a Contract in writing for the construction of 20-21-10TE - Wireless Upgrades (E-Rate Year 24).

NOW, THEREFORE,

- a. If said Bid is rejected, or
- b. If said Bid is accepted and the Principal executes and delivers a Contract or the attached Agreement form within five (5) calendar days after acceptance (properly completed in accordance with said Bid), and furnishes bonds for his faithful performance of said Contract and for payment of all persons performing labor or furnishing materials in connection therewith,

Then this obligation shall be void; otherwise, the same shall remain in force and effect.

Surety, for value received, hereby stipulates and agrees that no change, extension of time, alteration, or addition to the terms of the Contract, or the call for bids, or the work to be performed thereunder, or the specifications accompanying the same, shall in anyway affect its obligation under this bond, and it does hereby waive notice of any such change, extension of time, alteration, or addition to the terms of said Contract, or the call for bids, or the work, or to the specifications.

In the event suit is brought upon this bond by the District and judgment is recovered, the Surety shall pay all costs incurred by the District in such suit, including without limitation, attorneys' fees to be fixed by the court.

IN WITNESS WHEREOF, Principal and Surety have hereunto set their hands and seals, and such of them as are corporations have caused their corporate seals to be hereto affixed and these presents to be signed by their proper officers, on the day and year first set forth above.

(Corporate Seal)

By _____
Principal's Signature

Typed or Printed Name

Principal's Title

(Corporate Seal)

By _____
Surety's Signature

Typed or Printed Name

Title

(Attached Attorney in Fact Certificate)

Surety's Name

Surety's Address

Surety's Phone Number

IMPORTANT:

Surety companies executing bonds must possess a certificate of authority from the California Insurance Commissioner authorizing them to write surety insurance defined in California Insurance Code section 105, and if the work or project is financed, in whole or in part, with federal, grant, or loan funds, it must also appear on the Treasury Department's most current list (Circular 570 as amended).

THIS IS A REQUIRED FORM.

Any claims under this bond may be addressed to:

(Name and Address of Surety)

(Name and Address of agent or representative for service of process in California if different from above)

(Telephone Number of Surety and agent or representative for service of process in California).

DESIGNATION OF SUBCONTRACTORS

ATTACHMENT NO. 2 TO BID FORM

In compliance with the Subletting and Subcontracting Fair Practices Act (California Public Contract Code section 4100 et seq.,) and any amendments thereof, each Bidder shall set forth below: (a) the name, license number, and location of the place of business of each subcontractor who will perform work or labor or render service to the Contractor, who will perform work or labor or work or improvement to be performed under this Contract, or a subcontractor licensed by the State of California who, under subcontract to the Contractor, specially fabricates and installs a portion of the work or improvements according to detailed Drawings contained in the Plans and Specifications in an amount in excess of one-half of one percent of the Contractor's total bid; and (b) the portion and description of the work which will be done by each subcontractor under this Act. The Contractor shall list only one subcontractor for each such portion as is defined by the Contractor in this bid. All subcontractors shall be properly licensed by the California State Licensing Board.

If a Contractor fails to specify a subcontractor, or if a Contractor specifies more than one subcontractor for the same portion of work to be performed under the Contract in excess of one-half of one percent of the Contractor's total bid, the Contractor shall be deemed to have agreed that the Contractor is fully qualified to perform that portion, and that the Contractor alone shall perform that portion of the work.

No Contractor whose bid is accepted shall (a) substitute any subcontractor, (b) permit any subcontractor to be voluntarily assigned or transferred or allow the relevant portion of the work to be performed by anyone other than the original subcontractor listed in the original bid, or (c) sublet or subcontract any portion of the work in excess of one-half of one percent of the Contractor's total bid where the original bid did not designate a subcontractor, except as authorized in the Subletting and Subcontracting Fair Practices Act.

Subletting or subcontracting of any portion of the work in excess of one-half of one percent of the Contractor's total bid where no subcontractor was designated in the original bid shall only be permitted in cases of public emergency or necessity, and then only after a finding, reduced to writing as a public record, of the authority awarding this Contract setting forth the facts constituting the emergency or necessity.

All subcontractors (of any tier) performing any portion of the Work must comply with the Labor Code sections 1725.5 and 1771.1 and must be properly and currently registered with the California Department of Industrial Relations and qualified to perform public works pursuant to Labor Code section 1725.5 throughout the duration of the Project.

NOTE: If alternate bids are called for and bidder intends to use different or additional subcontractors on the alternates, a separate list of subcontractors must be provided for each such Alternate.

DESIGNATION OF SUBCONTRACTORS FORM

Description & Portion of Work	Name of Subcontractor	Location & Place of Business	License Type and Number	<i>E-Mail & Telephone*</i>	<i>DIR Registration Number*</i>

Bidder's Name: _____

* This information (E-Mail & Telephone Number and DIR Registration Number) must be provided at the time of submission of bid or must be provided within 24 hours after the time set for the opening of bids. Bidders who choose to provide this information within 24 hours after the time set for the opening of bids are solely responsible to ensure the District receives this information in a timely manner. The District is not responsible for any problems or delays associated with emails, faxes, delivery, etc. Absent a verified fax or email receipt date and time by the District, the District's determination of whether the information was received timely shall govern and be determinative. Bidder shall not revise or amend any other information in this form submitted at the time of bid. The information submitted at the time of bid shall govern over any conflicts, discrepancies, ambiguities or other differences in any subsequent Subcontractor Designation Forms submitted by the bidder.

Proper Name of Bidder: _____
Date: _____
Name: _____
Signature of Bidder
Representative: _____
Address: _____
Phone: _____

NON-COLLUSION DECLARATION

ATTACHMENT NO. 3 TO BID FORM

The undersigned declares:

I am the _____ [Title] of _____ [Name of Company], the party making the foregoing bid.

The bid is not made in the interest of, or on behalf of, any undisclosed person, partnership, company, association, organization, or corporation. The bid is genuine and not collusive or sham. The bidder has not directly or indirectly induced or solicited any other bidder to put in a false or sham bid. The bidder has not directly or indirectly colluded, conspired, connived, or agreed with any bidder or anyone else to put in a sham bid, or to refrain from bidding. The bidder has not in any manner, directly or indirectly, sought by agreement, communication, or conference with anyone to fix the bid price of the bidder or any other bidder, or to fix any overhead, profit, or cost element of the bid price, or of that of any other bidder. All statements contained in the bid are true. The bidder has not, directly or indirectly, submitted his or her bid price or any breakdown thereof, or the contents thereof, or divulged information or data relative thereto, to any corporation, partnership, company, association, organization, bid depository, or to any member or agent thereof, to effectuate a collusive or sham bid, and has not paid, and will not pay, any person or entity for such purpose.

Any person executing this declaration on behalf of a bidder that is a corporation, partnership, joint venture, limited liability company, limited liability partnership, or any other entity, hereby represents that he or she has full power to execute, and does execute, this declaration on behalf of the bidder.

I declare under penalty of perjury under the laws of the State of California that the foregoing is true and correct and that this declaration is executed on _____ [Date], at _____ [City], _____ [State].

Signed: _____

Typed or Printed Name: _____

CONTRACTOR'S CERTIFICATE REGARDING WORKERS' COMPENSATION

ATTACHMENT NO. 4 TO BID FORM

Labor Code section 3700 in relevant part provides:

Every employer except the State shall secure the payment of compensation in one or more of the following ways:

1. By being insured against liability to pay compensation by one or more insurers duly authorized to write compensation insurance in this State.
2. By securing from the Director of Industrial Relations a certificate of consent to self-insure, which may be given upon furnishing proof satisfactory to the Director of Industrial Relations of ability to self-insure and to pay any compensation that may become due to employees.
3. For any county, city, city and county, municipal corporation, public district, public agency, or any political subdivision of the state, including each member of a pooling arrangement under a joint exercise of powers agreement (but not the state itself), by securing from the Director of Industrial Relations a certificate of consent to self-insure against workers' compensation claims, which certificate may be given upon furnishing proof satisfactory to the director of ability to administer workers' compensation claims properly, and to pay workers' compensation claims that may become due to its employees. On or before March 31, 1979, a political subdivision of the state which, on December 31, 1978, was uninsured for its liability to pay compensation, shall file a properly completed and executed application for a certificate of consent to self-insure against workers' compensation claims. The certificate shall be issued and be subject to the provisions of Section 3702.

I am aware of the provisions of Labor Code section 3700 which require every employer to be insured against liability for workers' compensation or to undertake self-insurance in accordance with the provisions of that code, and I will comply with such provision before commencing the performance of the work of this Contract.

Bidder's Name

Signature

Typed or Printed Name

Date

In accordance with Article 5 (commencing at section 1860), Chapter 1, Part 7, Division 2 of the Labor Code, the above certificate must be signed and submitted with the Contractor's bid.

CONTRACTOR’S CERTIFICATE REGARDING DRUG-FREE WORKPLACE

ATTACHMENT NO. 5 TO BID FORM

This Drug-Free Workplace Certification form is required from all successful bidders pursuant to the requirements mandated by Government Code section 8350 et seq., the Drug-Free Workplace Act of 1990. The Drug-Free Workplace Act of 1990 requires that every person or organization awarded a contract or grant for the procurement of any property or service from any State agency must certify that it will provide a drug-free workplace by performing certain specified acts. In addition, the Act provides that each contract or grant awarded by a State agency may be subject to suspension of payments or termination of the contract or grant, and the Contractor or grantee may be subject to debarment from future contracting, if the contracting agency determines that specified acts have occurred.

Pursuant to Government Code section 8355, every person or organization awarded a contract or grant from a State agency shall certify that it will provide a drug-free workplace by doing all of the following:

1. Publishing a statement, notifying employees that the unlawful manufacture, distribution, dispensation, possession, or use of a controlled substance is prohibited in the person’s or organization’s workplace, and specifying actions which will be taken against employees for violations of the prohibition.
2. Establishing a drug-free awareness program to inform employees about all of the following:
 - a. The dangers of drug abuse in the workplace;
 - b. The person’s or organization’s policy of maintaining a drug-free workplace;
 - c. The availability of drug counseling, rehabilitation and employee-assistance programs; and
 - d. The penalties that may be imposed upon employees for drug abuse violations;
3. Requiring that each employee engaged in the performance of the contract or grant be given a copy of the statement required by subdivision (a) and that, as a condition of employment on the contract or grant, the employee agrees to abide by the terms of the statement.

I, the undersigned, agree to fulfill the terms and requirements of Government Code section 8355 listed above and will (a) publish a statement notifying employees concerning the prohibition of controlled substance at the workplace, (b) establish a drug-free awareness program, and (c) require each employee engaged in the performance of the contract be given a copy of the statement required by section 8355(a) and require such employee agree to abide by the terms of that statement.

I also understand that if the Jurupa Unified School District determines that I have either (a) made a false certification herein, or (b) violated this certification by failing to carry out the requirements of Section 8355, that the contract awarded herein is subject to termination, suspension of payments, or both. I further understand that, should I violate the terms of the Drug-Free Workplace Act of 1990, I may be subject to debarment in accordance with the requirements of Section 8350 et seq.

I acknowledge that I am aware of the provisions of Government Code section 8350 et seq. and hereby certify that I will adhere to the requirements of the Drug-Free Workplace Act of 1990.

Date

Signature

Bidder’s Name

Typed or Printed Name

**CONTRACTOR’S CERTIFICATE REGARDING ALCOHOLIC BEVERAGE AND
TOBACCO-FREE CAMPUS POLICY**

ATTACHMENT NO. 6 TO BID FORM

The Contractor agrees that it will abide by and implement the District’s Alcoholic Beverage and Tobacco-Free Campus Policy, which prohibits the use of alcoholic beverages and tobacco products, of any kind and at any time, in District-owned or leased buildings, on DISTRICT property and in DISTRICT vehicles. The Contractor shall procure signs stating “ALCOHOLIC BEVERAGE AND TOBACCO USE IS PROHIBITED” and shall ensure that these signs are prominently displayed in all entrances to school property at all times.

Bidder’s Name

Signature

Typed or Printed Name

Date

ACKNOWLEDGMENT OF BIDDING PRACTICES REGARDING INDEMNITY

ATTACHMENT NO. 7 TO BID FORM

TO: Jurupa Unified School District

RE: Project Number 20-21-10TE

Construction Contract for Wireless Upgrades (E-Rate Year 24)

Please be advised that with respect to the above-referenced Project the undersigned Contractor on behalf of itself and all subcontractors hereby waives the benefits and protection of Labor Code section 3864, which provides:

“If an action as provided in this chapter is prosecuted by the employee, the employer, or both jointly against the third person results in judgment against such third person, the employer shall have no liability to reimburse or hold such third person harmless on such judgment or settlement in the absence of a written agreement to do so executed prior to the injury.”

This Agreement has been signed by an authorized representative of the contracting party and shall be binding upon its successors and assignees. The undersigned further agrees to promptly notify the District of any changes of ownership of the contracting party or any subcontractor while this Agreement is in force.

Bidder's Name

Signature

Typed or Printed Name

Date

BIDDER’S ACKNOWLEDGEMENT OF PROJECT SCHEDULE

ATTACHMENT NO. 8 TO BID FORM

The undersigned acknowledges that he/she has carefully and thoroughly reviewed the Project Schedule, attached herein, and made a part of the Contract Documents.

The undersigned fully understands the manpower requirements necessary to complete the project in accordance with the Project Schedule, and agrees to furnish all labor, materials and equipment necessary, upon District acceptance of bidder’s proposal, to fully comply with this schedule. The undersigned agrees to comply with any and all adjustments to schedule, as may be directed by the Construction/Project Manager, and which may be required to ensure project completion as stipulated in the Contract Documents.

The undersigned acknowledges that failure to comply with the above could result in delays to other contractors, whose bona fide and substantiated cost impacts, due to said delays, may be borne by the undersigned.

ACKNOWLEDGED AND AGREED:

Bidder’s Name

Signature

Typed or Printed Name

Date

REQUEST FOR SUBSTITUTION AT TIME OF BID

ATTACHMENT NO. 9 TO BID FORM

Pursuant to Public Contract Code section 3400, bidder submits the following request to Substitute with the bid that is submitted. I understand that if the request to substitute is not “an/or equal” or is not accepted by District and I answer “no” I will not provide the specified item, then I will be held non-responsive and my bid will be rejected. With this understanding, I hereby request Substitution of the following articles, devices, equipment, products, materials, fixtures, patented processes, forms, methods, or types of construction:

	Specification Section	Specified Item	Requested Substituted Item	Contractor Agrees to Provide Specified Item if request to Substitute is Denied ¹ (circle one)	District Decision (circle one)
1.				Yes No	Grant Deny
2.				Yes No	Grant Deny
3.				Yes No	Grant Deny
4.				Yes No	Grant Deny
5.				Yes No	Grant Deny
6.				Yes No	Grant Deny
7.				Yes No	Grant Deny
8.				Yes No	Grant Deny
9.				Yes No	Grant Deny
10.				Yes No	Grant Deny
11.				Yes No	Grant Deny
12.				Yes No	Grant Deny

This Request Form must be accompanied by evidence as to whether the proposed Substitution (1) is equal in quality, service, and ability to the Specified Item; (2) will entail no change in detail, construction, and scheduling of related work; (3) will be acceptable in consideration of the required design and artistic effect; (4) will provide no cost disadvantage to the District; (5) will require no excessive or more expensive

¹ Bidder must state whether bidder will provide the Specified Item in the event the Substitution request is evaluate and denied. If bidder states that bidder will not provide the Specified Item the denial of a request to Substitute shall result in the rejection of the bidder as non-responsive. However, if bidder states that bidder will provide the Specified Item in the event that bidder’s request for Substitution is denied, bidder shall execute the Agreement and provide the Specified Item(s). If bidder refuses to execute the Agreement due to the District’s decision to require the Specified Item(s) at no additional cost, bidder’s Bid Bond shall be forfeited.

maintenance, including adequacy and availability of replacement parts; (6) will require no change of the construction schedule or milestones for the Project; and, (7) Contractor agrees to pay for any DSA Fees or other Governmental Plan check costs associated with this Substitution Request. (See General Conditions Section 3.6)

The undersigned states that the following paragraphs are correct:

1. The proposed Substitution does not affect the dimensions shown on the Drawings.
2. The undersigned will pay for changes to the building design, including Architect, engineering, or other consultant design, detailing, DSA plan check or other governmental plan check costs, and construction costs caused by the requested substitution.
3. The proposed substitution will have no adverse effect on other trades, the Contract Time, or specified warranty requirements.
4. Maintenance and service parts will be available locally for the proposed substitution.
5. In order for the Architect to properly review the substitution request, within five (5) days following the opening of bids, the Contractor shall provide samples, test criteria, manufacturer information, and any other documents requested by Architect or Architect's engineers or consultants, including the submissions that would ordinarily be required under Article 3.7 for Shop Drawings along with a document which provides a side by side comparison of key characteristics and performance criteria (often known as a CSI side by side comparison chart).
6. If Substitution Request is accepted by the District, Contractor is still required to provide a Submittal for the substituted item pursuant to Article 3.7 and shall provide required Schedule information (including schedule fragments, if applicable) for the substituted item as required under Article 8.3.2.1. The approval of the Architect, Engineer, or District of the substitution request does not mean that the Contractor is relieved of Contractor's responsibilities for Submittals, Shop Drawings, and schedules under Article 3.7 and 8.3.2 if the Contractor is awarded the Project.

Name of Bidder: _____

By: _____

District: _____

By: _____

REFERENCES

ATTACHMENT NO. 10 TO BID FORM

Please list references of at least five public works projects of a similar nature (preferably a school/community college/university project) **completed** within the last three (3) years. The DISTRICT has discretion to require more than five references. Note that similar is defined as utilizing common trades, having like schedule and phasing requirements and having a budget of at least 70% of that for the project being bid.

1. Owner: _____

Address and Telephone: _____

Contact Person: _____

Project Name: _____

Dates of Commencement and completion of Construction Project:

Contract Amount: _____

Architect: _____

Architect's Telephone: _____

2. Owner: _____

Address and Telephone: _____

Contact Person: _____

Project Name: _____

Dates of Commencement and completion of Construction Project:

Contract Amount: _____

Architect: _____

Architect's Telephone: _____

3. Owner: _____

Address and Telephone: _____

Contact Person: _____

Project Name: _____

Dates of Commencement and completion of Construction Project:

Contract Amount: _____

Architect: _____

Architect's Telephone: _____

4. Owner: _____
Address and Telephone: _____
Contact Person: _____
Project Name: _____
Dates of Commencement and completion of Construction Project:

Contract Amount: _____
Architect: _____
Architect's Telephone: _____

5. Owner: _____
Address and Telephone: _____
Contact Person: _____
Project Name: _____
Dates of Commencement and completion of Construction Project:

Contract Amount: _____
Architect: _____
Architect's Telephone: _____

Bidder's Name

Signature

Typed or Printed Name

DISABLED VETERAN BUSINESS ENTERPRISE (DVBE) PARTICIPATION
STATEMENT

ATTACHMENT NO. 11 TO BID FORM

Each bidder must complete this form in order to comply with the Jurupa Unified School District (“District”) policy for participation of disabled veteran business enterprises (School District projects funded in whole or in part by the State of California pursuant to the Leroy F. Greene School Facilities Act of 1998. (Education Code §17070.10, *et seq.*)

Project Name: Wireless Upgrades (E-Rate Year 24)

Bid No.: 20-21-10TE

The undersigned, on behalf of the Contractor named below, certifies that the Contractor has made reasonable efforts to secure participation by DVBE in the Contract to be awarded for the above-referenced Bid No., including participation by DVBE subcontractors and/or material suppliers. **Check only one of the following:**

- The Contractor was unable after reasonable efforts to secure DVBE participation in the Contract for the above-referenced Project/Bid No. However, the Contractor will use DVBE services if the opportunity arises at any time during construction of the Project. Upon completion of the Project, the Contractor will report to the District the total dollar amount of DVBE participation in any Contract awarded to Contractor, and in any change orders, for the above-referenced Project.

- The Contractor has secured DVBE participation in the Contract for the above referenced Project/Bid No., and anticipates that such DVBE participation will equal approximately _____ Dollars (\$ _____), which represents approximately _____ percent (____%) of the total Contract for such Project. Upon completion of the Project, Contractor will report to the District the actual total dollar amount of DVBE participation in the Contract awarded to Contractor, and in any change orders, for such Project

Company: _____

Name: _____

Title: _____

Signature: _____

Date: _____

FCC GREENLIGHT STATUS

ATTACHMENT NO. 12 TO BID FORM

Each bidder shall attach evidence of their FCC Greenlight status with their bid.

DEBARMENT AND SUSPENSION CERTIFICATION

ATTACHMENT NO. 13 TO BID FORM

Certification Regarding Debarment, Suspension, Ineligibility and Voluntary Exclusion Lower Tier Covered Transactions

This certification is required by the U.S. Department of Education regulations implementing Executive Order 12549, Debarment and Suspension, 34 Code of Federal Regulations Part 85, for all lower tier transactions meeting the threshold and tier requirements stated at Section 85.110.

(BEFORE COMPLETING CERTIFICATION, READ INSTRUCTION ON REVERSE)

1. The prospective lower tier participant certifies, by submission of this proposal, that neither it nor its principals is presently debarred, suspended, proposed for debarment, declared ineligible, or voluntarily excluded from participation in this transaction by any Federal Department Agency.
2. Where the prospective lower tier participant is unable to certify to any of the statements in this certification, such prospective participant shall attach an explanation to this proposal.

DEBARMENT INSTRUCTION FOR CERTIFICATION

1. By signing and submitting this form/proposal, the prospective lower tier participant is providing the certification set out on the reverse side in accordance with these instructions.
2. The certification in this clause is a material representation of fact upon which reliance was placed when this transaction was entered into. If it is later determined that the prospective lower tier participant knowingly rendered an erroneous certification, in addition to other remedies available to the Federal Government, the department or agency with which this transaction originated may pursue available remedies, including suspension and/or debarment.
3. The prospective lower tier participant shall provide immediate written notice to the person to which this proposal is submitted if at any time the prospective lower tier participant learns that it's certification was erroneous when submitted or has become erroneous by reason of changed circumstances.
4. The terms "covered transaction," "debarred," "suspended," "ineligible," "lower tier covered transaction," "participant," "person," "primary covered transaction," "principal," "proposed," and "voluntarily excluded," as used in this clause, have the meanings set out in the Definitions and Coverage sections of rules implementing Executive Order 12549. You may contact the person to which this proposal is submitted for assistance in obtaining a copy of those regulations.
5. The prospective lower tier participant agrees by submitting this form that, should the proposed covered transaction be entered into, it shall not knowingly enter into any lower tier covered transaction with a person who is debarred, suspended, declared ineligible, or voluntarily excluded from participation in this covered transaction, unless authorized by the department or agency with which this transaction originated.
6. The prospective lower tier participant further agrees by submitting this form/proposal that it will include this clause titled "Certification Regarding Debarment, Suspension, Ineligibility and

Voluntary Exclusion Lower Tier Covered Transactions,” without modification, in all lower tier covered transactions and in all solicitations for lower tier transactions.

7. A participant in a covered transaction may rely upon a certification of a prospective participant in a lower tier covered transaction that is not debarred, suspended, ineligible, or voluntarily excluded from the covered transaction, unless it knows that the certification is erroneous. A participant may decide the method and frequency by which it determines the eligibility of its principals. Each participant may, but is not required to, check the Non-Procurement List.
8. Nothing contained in the foregoing shall be construed to require establishment of a system of records in order to render in good faith the certification required by this clause. The knowledge and information of a participant is not required to exceed that which is normally possessed by a prudent person in the ordinary course of business dealings.
9. Except for transactions authorized under paragraph 5 of these instructions, if a participant in a covered transaction knowingly enters into a lower tier covered transaction with a person who is suspended, debarred, ineligible, or voluntarily excluded from participation in this transaction, in addition to other remedies available to the Federal Government, the department or agency with which this transaction originated may pursue available remedies, including suspension and/or debarment.

Jurupa Unified School District

Name of School District

Potential Vendor or Existing Contractor (Lower Tier Participant):

Printed Name

Title

Signature

Name of Company

Date

RETAIN WITH THE APPLICABLE CONTRACT OR PROPOSAL RESPONSES

ITEMIZED QUOTE

ATTACHMENT NO. 14 TO BID FORM

Description	Part Number	QTY	Price Per Item	E-rate Eligible Price	E-rate Ineligible Price	Total Price
Cisco Catalyst 9120AXE Access Point: or equal	C9120AXE-B-EDU	6				
Cisco Catalyst 9120AXI Access Point or equal	C9120AXI-B-EDU	1283				
Cisco Catalyst 9130AXI Access Point or equal	C9130AXI-B-EDU	30				
Cisco Aironet 2.4-GHz/5-GHz MIMO 4-Element Patch Antenna or equal	AIR-ANT2566P4W-RS=	6				
Tax						
Freight/Shipping						
Installation/Configuration						
Allowance				-	\$50,000.00	\$50,000.00
Payment/Performance Bonds						
Grand Total						

Company: _____

Name: _____

Title: _____

Signature: _____

Date: _____

[End of Bid Documents to be Submitted with Bid]

AGREEMENT FORM

THIS AGREEMENT, entered into this _____ day of _____, 20__ in the County of Riverside of the State of California, by and between the Jurupa Unified School District, hereinafter called the "District", and _____, hereinafter called the "Contractor".

WITNESSETH that the District and the Contractor for the consideration stated herein agree as follows:

ARTICLE 1 - SCOPE OF WORK: The Contractor shall furnish all labor, materials, equipment, tools, and utility and transportation services, and perform and complete all work required in connection with **20-21-10TE - Wireless Upgrades (E-Rate Year 24)** ("Project") in strict accordance with the Contract Documents enumerated in Article 7 below. The Contractor shall be liable to the District for any damages arising as a result of a failure to comply with that obligation, and the Contractor shall not be excused with respect to any failure to so comply by an act or omission of the Architect, Engineer, Inspector, Division of the State Architect (DSA), or representative of any of them, unless such act or omission actually prevents the Contractor from fully complying with the Contract Documents and the Contractor protests, in accordance with the Contract Documents, that the act or omission is preventing the Contractor from fully complying with the Contract Documents. Such protest shall not be effective unless reduced to writing and filed with the District office within seven (7) days of the date of occurrence of such act or omission preventing the Contractor from fully complying with the Contract Documents.

ARTICLE 2 - TIME OF COMPLETION: The District may give notice to proceed within ninety (90) days of the award of the bid by the District. Once the Contractor has received a notice to proceed, the Contractor shall reach Substantial Completion (See Article 1.1.46) of the Work within **Ninety (90)** calendar days from receipt of the Notice to Proceed. This shall be called Contract Time. (See Article 8.1.1). It is expressly understood that time is of the essence.

Contractor has thoroughly studied the Project and has satisfied itself that the time period for this Project was adequate for the timely and proper completion of the Project within each milestone and within the Contract time. Further, Contractor has included in the analysis of the time required for this Project, items set forth in General Conditions Article 8.3.2.1, Submittal Schedules, Rain Day Float, and Governmental Delay Float.

In the event that the District desires to postpone giving the notice to proceed beyond this ninety (90) day period, it is expressly understood that with reasonable notice to the Contractor, giving the notice to proceed may be postponed by the District. It is further expressly understood by the Contractor, that the Contractor shall not be entitled to any claim of additional compensation as a result of the District's postponement of giving the notice to proceed.

If the Contractor believes that a postponement will cause hardship to it, the Contractor may terminate the Contract with written notice to the District within ten (10) days after receipt by the Contractor of the District's notice of postponement. It is further understood by the Contractor that in the event that the Contractor terminates the Contract as a result of postponement by the District, the District shall only be obligated to pay the Contractor for the work performed by the Contractor at the time of notification of postponement. Should the Contractor terminate the Contract as a result of a notice of postponement, the District shall have the authority to award the Contract to the next lowest responsible bidder.

ARTICLE 3 - LIQUIDATED DAMAGES: It being impracticable and infeasible to determine the amount of actual damage, it is agreed that the Contractor will pay the District the sum of **One Thousand**

and No/100 DOLLARS (\$1,000.00) per calendar day for each and every day of delay beyond the Contract Time set forth in Article 2 of this Agreement (inclusive of Milestones that are critical on the critical path or noted as critical to the District) as liquidated damages and not as a penalty or forfeiture. In the event Liquidated Damages are not paid, the Contractor further agrees that the District may deduct such amount thereof from any money due or that may become due the Contractor under the Contract (See Article 9.6 and 2.2 of the General Conditions).

ARTICLE 4 - CONTRACT PRICE: The District shall pay to the Contractor as full consideration for the faithful performance of the Contract, subject to any additions or deductions as provided in the Contract Documents, the sum of _____ DOLLARS (\$ _____), said sum being the total amount stipulated in the Bid Contractor submitted. Payment shall be made as set forth in the General Conditions.

The Contractor acknowledges that an allowance of **Fifty Thousand and No/100 DOLLARS (\$50,000.00)** is included in the contract price. Per the Supplementary General Conditions, any authorized change orders shall be first charged against this allowance and any remaining allowance balance available at the completion of the Project shall be credited to the District in the form of a change order.

The District shall retain **FIVE PERCENT (5%)**, equal to _____ DOLLARS (\$ _____), of the Contract Price as retention. This retention will be returned to the Contractor, less any justified withholdings (as per the Contract Documents), after the formal notice of completion has been signed.

The Contractor elects or does not elect (**circle one**) to setup an escrow account for security deposits in lieu of retention. If the Contractor elects to do so, they must submit the request using the District's "Escrow Agreement for Security Deposits in Lieu of Retention" form along with this Agreement. Furthermore, the Contractor requests that the security deposit be funded by the District or the Contractor (**circle one**).

Should any Change Order result in an increase in the Contract Price, the cost of such Change Order shall be agreed to in advance by the Contractor and the District, subject to the monetary limitations set forth in Public Contract Code section 20118.4. In the event that the Contractor proceeds with a Change in work without an agreement between the District and Contractor regarding the cost of a Change Order, the Contractor waives any Claim of additional compensation for such additional work.

ARTICLE 5 - HOLD HARMLESS AGREEMENT: Contractor shall defend, indemnify and hold harmless District, Architect, Inspector, the State of California and their officers, employees, agents and independent contractors from all liabilities, claims, actions, liens, judgments, demands, damages, losses, costs or expenses of any kind arising from death, personal injury, property damage or other cause based or asserted upon any act, omission, or breach connected with or arising from the progress of Work or performance of service under this Agreement or the Contract Documents. As part of this indemnity, Contractor shall protect and defend, at its own expense, District, Architect, Construction Manager, Inspector, the State of California and their officers, employees, agents and independent contractors from any legal action including attorney's fees or other proceeding based upon such act, omission, breach or as otherwise required by this Article.

Furthermore, Contractor agrees to and does hereby defend, indemnify and hold harmless District, Architect, Construction Manager, Inspector, the State of California and their officers, employees, agents and independent contractors from every claim or demand made, and every liability, loss, damage, expense or attorney's fees of any nature whatsoever, which may be incurred by reason of:

(a) Liability for (1) death or bodily injury to persons; (2) damage or injury to, loss (including theft), or loss of use of, any property; (3) any failure or alleged failure to comply with any provision of law or the Contract Documents; or (4) any other loss, damage or expense, sustained by any person, firm or corporation or in connection with the Work called for in this Agreement or the Contract Documents, except for liability resulting from the sole or active negligence, or the willful misconduct of the District.

(b) Any bodily injury to or death of persons or damage to property caused by any act, omission or breach of Contractor or any person, firm or corporation employed by Contractor, either directly or by independent contract, including all damages or injury to or death of persons, loss (including theft) or loss of use of any property, sustained by any person, firm or corporation, including the District, arising out of or in any way connected with Work covered by this Agreement or the Contract Documents, whether said injury or damage occurs either on or off District property, but not for any loss, injury, death or damages caused by the sole or active negligence or willful misconduct of the District.

(c) Any dispute between Contractor and Contractor's subcontractors/supplies/ Sureties, including, but not limited to, any failure or alleged failure of the Contractor (or any person hired or employed directly or indirectly by the Contractor) to pay any Subcontractor or Materialman of any tier or any other person employed in connection with the Work and/or filing of any stop notice or mechanic's lien claims.

Contractor, at its own expense, cost, and risk, shall defend any and all claims, actions, suits, or other proceedings that may be brought or instituted against the District, its officers, agents or employees, on account of or founded upon any cause, damage, or injury identified herein Article 5 and shall pay or satisfy any judgment that may be rendered against the District, its officers, agents or employees in any action, suit or other proceedings as a result thereof.

The Contractor's and Subcontractors' obligation to defend, indemnify and hold harmless the Owner, Architect, Inspector, the State of California and their officers, employees, agents and independent contractors hereunder shall include, without limitation, any and all claims, damages, and costs for the following: (1) any damages or injury to or death of any person, and damage or injury to, loss (including theft), or loss of use of, any property; (2) breach of any warranty, express or implied; (3) failure of the Contractor or Subcontractors to comply with any applicable governmental law, rule, regulation, or other requirement; (4) products installed in or used in connection with the Work; and (5) any claims of violation of the Americans with Disabilities Act ("ADA").

ARTICLE 6 - PROVISIONS REQUIRED BY LAW: Each and every provision of law and clause required to be inserted in this Contract shall be deemed to be inserted herein, and this Contract shall be read and enforced as though it were included herein, and if through mistake or otherwise any such provision is not inserted or is not inserted correctly, then upon application of either party the Contract shall forthwith be physically amended to make such insertion or correction.

ARTICLE 7 - COMPONENT PARTS OF THE CONTRACT: The Contract entered into by this Agreement consists of the following Contract Documents, all of which are component parts of the Contract as if herein set out in full or attached hereto:

Bid Documents

- Notice Inviting Bids
- Instructions to Bidders
- General Conditions
- Supplementary and Special Conditions
- Specifications

- All Addenda as Issued
- Drawings/Plans
- Submitted with Bid
 - Designation of Subcontractors
 - Bid Form
 - Trade Contractor's Certificate Regarding Worker's Compensation
 - Non-Collusion Declaration
 - Bidder's Acknowledgement of Project Schedule
 - Bid Bond or Bid Guarantee Form
 - Substitution Request Form
 - Acknowledgment of Bidding Practices Regarding Indemnity
 - References
 - DVBE Participation Statement
 - Contractor's Certificate Regarding Drug-Free Workplace
 - Contractor's Certificate Regarding Alcohol and Tobacco
- Award Agreement
 - Agreement Form
 - Payment Bond
 - Performance Bond
 - Guarantee
 - General Liability Endorsement
 - Workers' Compensation/Employers Liability Endorsement
 - Automobile Liability Endorsement
 - Contractor's Certificate Regarding Background Checks
- Close Out Documents
 - DVBE Participation and Close-Out Forms

All of the above named Contract Documents are intended to be complementary. Work required by one of the above named Contract Documents and not by others shall be done as if required by all.

ARTICLE 8 - PREVAILING WAGES: Wage rates for this Project shall be in accordance with the general prevailing rate of holiday and overtime work in the locality in which the work is to be performed for each craft, classification, or type of work needed to execute the Contract as determined by the Director of the Department of Industrial Relations. Copies of schedules of rates so determined by the Director of the Department of Industrial Relations are on file at the administrative office of the District and are also available from the Director of the Department of Industrial Relations. Monitoring and enforcement of the prevailing wage laws and related requirements will be performed by the Labor Commissioner/ Department of Labor Standards Enforcement (DLSE).

Contractor is required to post any jobsite notices and schedules of rates in a location visible to its workers.

The following are hereby referenced and made a part of this Agreement and Contractor stipulates to the provisions contained therein.

1. Chapter 1 of Part 7 of Division 2 of the Labor Code (Section 1720 et seq.)
2. California Code of Regulations, Title 8, Chapter 8, Subchapters 3 through 6 (Section 16000 et seq.)

ARTICLE 9 - RECORD AUDIT: In accordance with Government Code section 8546.7 (and Davis Bacon, if applicable) and Article 13.11 of the General Conditions, records of both the District and

the Contractor shall be subject to examination and audit for a period of five (5) years after a Final Retention Payment or the Recording of a Notice of Completion, whichever occurs first.

ARTICLE 10 - CONTRACTOR'S LICENSE: The Contractor must possess throughout the Project a Class **C-7** Contractor's License, issued by the State of California, which must be current and in good standing.

ARTICLE 11 - ORDER TERM AND CONTRACT TERM: District reserves the right to order quantities in any size lot or lots of quantities. Pricing must remain firm for the period of April 1, 2021 thru September 30, 2022. The District reserves the right to extend the intent to purchase for two additional annual term through September 30, 2023 Work performed will be for the term of 18 months from April 1, 2021 or from the start date of the project, whatever is later. The start date of the project is predicated upon the receipt of the Funding Commitment Decision Letter (FCDL) from the Universal Services Administrative Company. The District has the option to extend the term annually for an additional 24 month period total, if required.

[SIGNATURES ON THE FOLLOWING PAGE]

IN WITNESS WHEREOF, this Agreement has been duly executed by the above named parties, on the day and year first above written.

Jurupa Unified School District

CONTRACTOR:

Signature: _____

Typed or Printed Name

By: Jeffrey Lewis
Director of Purchasing

Title

Dated: _____

Signature

Type or Printed Name

Title (Authorized Officers or Agents)

Signature

(CORPORATE SEAL)

PAYMENT BOND

(CALIFORNIA PUBLIC WORK)

KNOW ALL MEN BY THESE PRESENTS:

THAT WHEREAS, the JURUPA UNIFIED SCHOOL DISTRICT (sometimes referred to hereinafter as "Obligee") has awarded to _____ (hereinafter designated as the "Principal" or "Contractor"), an agreement for the work described as follows: **20-21-10TE - Wireless Upgrades (E-Rate Year 24)** (hereinafter referred to as the "Public Work"); and

WHEREAS, said Contractor is required to furnish a bond in connection with said Contract, and pursuant to California Civil Code section 9550;

NOW, THEREFORE, We, _____, the undersigned Contractor, as Principal; and _____, a corporation organized and existing under the laws of the State of _____, and duly authorized to transact business under the laws of the State of California, as Surety, are held and firmly bound unto the JURUPA UNIFIED SCHOOL DISTRICT and to any and all persons, companies, or corporations entitled by law to file stop notices under California Civil Code section 9100, or any person, company, or corporation entitled to make a claim on this bond, in the sum of _____ Dollars (\$ _____), such sum being not less than one hundred percent (100%) of the total amount payable by said Obligee under the terms of said Contract, for which payment will and truly to be made, we bind ourselves, our heirs, executors and administrators, successors and assigns, jointly and severally, firmly by these presents.

THE CONDITION OF THIS OBLIGATION IS SUCH that if said Principal, its heirs, executors, administrators, successors, or assigns, or subcontractor, shall fail to pay any person or persons named in Civil Code section 9100; or fail to pay for any materials, provisions, or other supplies, used in, upon, for, or about the performance of the work contracted to be done, or for any work or labor thereon of any kind, or for amounts due under the Unemployment Insurance Code, with respect to work or labor thereon of any kind; or shall fail to deduct, withhold, and pay over to the Employment Development Department, any amounts required to be deducted, withheld, and paid over by Unemployment Insurance Code section 13020 with respect to work and labor thereon of any kind, then said Surety will pay for the same, in an amount not exceeding the amount herein above set forth, and in the event suit is brought upon this bond, also will pay such reasonable attorneys' fees as shall be fixed by the court, awarded and taxed as provided in California Civil Code section 9550 et seq.

This bond shall inure to the benefit of any person named in Civil Code section 9100 giving such person or his/her assigns a right of action in any suit brought upon this bond.

It is further stipulated and agreed that the Surety of this bond shall not be exonerated or released from the obligation of the bond by any change, extension of time for performance, addition, alteration or modification in, to, or of any contract, plans, or specifications, or agreement pertaining or relating to any scheme or work of improvement herein above described; or pertaining or relating to the furnishing of labor, materials, or equipment therefor; nor by any change or modification of any terms of payment or extension of time for payment pertaining or relating to any scheme or work of improvement herein above described; nor by any rescission or attempted rescission of the contract, agreement or bond; nor by any conditions precedent or subsequent in the bond attempting to limit the right of recovery of claimants otherwise entitled

to recover under any such contract or agreement or under the bond; nor by any fraud practiced by any person other than the claimant seeking to recover on the bond; and that this bond be construed most strongly against the Surety and in favor of all persons for whose benefit such bond is given; and under no circumstances shall the Surety be released from liability to those for whose benefit such bond has been given, by reason of any breach of contract between the Obligee and the Contractor or on the part of any obligee named in such bond; that the sole condition of recovery shall be that the claimant is a person described in California Civil Code section 9100, and who has not been paid the full amount of his or her claim; and that the Surety does hereby waive notice of any such change, extension of time, addition, alteration or modification herein mentioned.

IN WITNESS WHEREOF this instrument has been duly executed by the Principal and Surety above named, on the _____ day of _____, 20__.

PRINCIPAL/CONTRACTOR:

By: _____

SURETY:

By: _____

Attorney-in-Fact

PERFORMANCE BOND
(CALIFORNIA PUBLIC WORK)

KNOW ALL MEN BY THESE PRESENTS:

THAT WHEREAS, the JURUPA UNIFIED SCHOOL DISTRICT (sometimes referred to hereinafter as "Obligee") has awarded to _____ (hereinafter designated as the "Principal" or "Contractor"), an agreement for the work described as follows: **20-21-10TE - Wireless Upgrades (E-Rate Year 24)** (hereinafter referred to as the "Public Work"); and

WHEREAS, the work to be performed by the Contractor is more particularly set forth in that certain contract for said Public Work dated _____, (hereinafter referred to as the "Contract"), which Contract is incorporated herein by this reference; and

WHEREAS, the Contractor is required by said Contract to perform the terms thereof and to provide a bond both for the performance and guaranty thereof.

NOW, THEREFORE, we, _____, the undersigned Contractor, as Principal, and _____, a corporation organized and existing under the laws of the State of _____, and duly authorized to transact business under the laws of the State of California, as Surety, are held and firmly bound unto the JURUPA UNIFIED SCHOOL DISTRICT in the sum of _____ Dollars (\$ _____), said sum being not less than one hundred percent (100%) of the total amount payable by said Obligee under the terms of said Contract, for which amount well and truly to be made, we bind ourselves, our heirs, executors, administrators, successors, and assigns, jointly and severally, firmly by these presents.

THE CONDITION OF THIS OBLIGATION IS SUCH THAT, if the bounded Contractor, his or her heirs, executors, administrators, successors or assigns, shall in all things stand to and abide by, and well and truly keep and perform the covenants, conditions, and agreements in said Contract and any alteration thereof made as therein provided, on his or her part, to be kept and performed at the time and in the manner therein specified, and in all respects according to their intent and meaning; and shall faithfully fulfill guarantees of all materials and workmanship; and indemnify, defend and save harmless the Obligee, its officers and agents, as stipulated in said Contract, then this obligation shall become null and void; otherwise it shall be and remain in full force and effect.

The Surety, for value received, hereby stipulates and agrees that it shall not be exonerated or released from the obligation of this bond (either by total exoneration or pro tanto) by any change, extension of time, alteration in or addition to the terms of the contract or to the work to be performed there under or the specifications accompanying the same, nor by any change or modification to any terms of payment or extension of time for any payment pertaining or relating to any scheme of work of improvement under the contract. Surety also stipulates and agrees that it shall not be exonerated or released from the obligation of this bond (either by total exoneration or pro tanto) by any overpayment or underpayment by the Obligee that is based upon estimates approved by the Architect. The Surety stipulates and agrees that none of the aforementioned changes, modifications, alterations, additions, extension of time or actions shall in any way affect its obligation on this bond, and it does hereby waive notice of any such changes, modifications, alterations, additions or extension of time to the terms of the contract, or to the work, or the specifications as well notice of any other actions that result in the foregoing.

Whenever Principal shall be, and is declared by the Obligee to be, in default under the Contract, the Surety shall promptly either remedy the default, or shall promptly take over and complete the Contract through its agents or independent contractors, subject to acceptance and approval of such agents or independent contractors by Obligee as hereinafter set forth, in accordance with its terms and conditions and to pay and perform all obligations of Principal under the Contract, including, without limitation, all obligations with respect to warranties, guarantees and the payment of Liquidated Damages; or, at Obligee's sole discretion and election, Surety shall obtain a bid or bids for completing the Contract in accordance with its terms and conditions, and upon determination by Obligee of the lowest responsible bidder, arrange for a contract between such bidder and the Obligee and make available as Work progresses (even though there should be a default or succession of defaults under the contract or contracts of completion arranged under this paragraph) sufficient funds to pay the cost of completion less the "balance of the Contract Price" (as hereinafter defined), and to pay and perform all obligations of Principal under the Contract, including, without limitation, all obligations with respect to warranties, guarantees and the payment of Liquidated Damages. The term "balance of the Contract Price," as used in this paragraph, shall mean the total amount payable to Principal by the Obligee under the Contract and any modifications thereto, less the amount previously paid by the Obligee to the Principal, less any withholdings by the Obligee allowed under the Contract. Obligee shall not be required or obligated to accept a tender of a completion contractor from the Surety.

Surety expressly agrees that the Obligee may reject any agent or contractor which may be proposed by Surety in fulfillment of its obligations in the event of default by the Principal. Unless otherwise agreed by Obligee, in its sole discretion, Surety shall not utilize Principal in completing the Contract nor shall Surety accept a bid from Principal for completion of the work in the event of default by the Principal.

No final settlement between the Obligee and the Contractor shall abridge the right of any beneficiary hereunder, whose claim may be unsatisfied.

The Surety shall remain responsible and liable for all patent and latent defects that arise out of or relate to the Contractor's failure and/or inability to properly complete the Public Work as required by the Contract and the Contract Documents. The obligation of the Surety hereunder shall continue so long as any obligation of the Contractor remains.

Contractor and Surety agree that if the Obligee is required to engage the services of an attorney in connection with enforcement of the bond, Contractor and Surety shall pay Obligee's reasonable attorneys' fees incurred, with or without suit, in addition to the above sum.

In the event suit is brought upon this bond by the Obligee and judgment is recovered, the Surety shall pay all costs incurred by the Obligee in such suit, including reasonable attorneys' fees to be fixed by the Court.

IN WITNESS WHEREOF, we have hereunto set our hands and seals this _____ day of _____, 20__.

PRINCIPAL/CONTRACTOR:

By: _____

SURETY:

By: _____

Attorney-in-Fact

The rate of premium on this bond is _____ per thousand.

The total amount of premium charged: \$ _____ (This must be filled in by a corporate surety).

IMPORTANT: THIS IS A REQUIRED FORM.

Surety companies executing bonds must possess a certificate of authority from the California Insurance Commissioner authorizing them to write surety insurance defined in California Insurance Code section 105, and if the work or project is financed, in whole or in part, with federal, grant or loan funds, Surety's name must also appear on the Treasury Department's most current list (Circular 570 as amended).

Any claims under this bond may be addressed to:

(Name and Address of Surety)

(Name and Address of agent or representative for service for service of process in California)

Telephone: _____

Telephone: _____

A notary public or other office completing this certificate verifies only the identity of the individual who signed the document to which this certificate is attached, and not the truthfulness, accuracy, or validity of that document.

STATE OF CALIFORNIA)
) ss.
COUNTY OF)

On _____, before me, _____,
personally appeared _____, who proved on the basis of satisfactory
evidence to be the person(s) whose name(s) is/are subscribed to the within instrument and acknowledged
to me that he/she/they executed the same in his/her/their authorized capacity(ies) as the Attorney-in-Fact
of _____ (Surety) and acknowledged to me that by his/her/their signature(s)
on the instrument the person(s), or the entity upon behalf of which the person(s) executed the instrument.

I certify under PENALTY OF PERJURY under the laws of the State of California that the foregoing
paragraph is true and correct.

WITNESS my hand and official seal.

Notary Public in and for said State

(SEAL)

Commission expires: _____

NOTE: A copy of the power-of-attorney to local representatives of the bonding company must be
attached hereto.

GUARANTEE

Guarantee for _____. We hereby guarantee that the **20-21-10TE - Wireless Upgrades (E-Rate Year 24)**, which we have installed in _____

_____ has been done in accordance with the Contract Documents, including without limitation, the drawings and specifications, and that the work as installed will fulfill the requirements included in the bid documents. The undersigned and its surety agrees to repair or replace any or all such work, together with any other adjacent work, which may be displaced in connection with such replacement, that may prove to be defective in workmanship or material within a period of One (1) year from the date of the Notice of Completion of the above-mentioned structure by the Jurupa Unified School District, ordinary wear and tear and unusual abuse or neglect excepted.

In the event the undersigned or its surety fails to comply with the above-mentioned conditions within a reasonable period of time, as determined by the District, but not later than ten (10) days after being notified in writing by the District or within forty eight (48) hours in the case of an emergency or urgent matter, the undersigned and its surety authorizes the District to proceed to have said defects repaired and made good at the expense of the undersigned and its surety, who will pay the costs and charges therefor upon demand. The undersigned and its surety shall be jointly and severally liable for any costs arising from the District's enforcement of this Guarantee.

Countersigned

(Proper Name)

(Proper Name)

By: _____

By: _____

(Signature of Subcontractor or Contractor)

(Signature of General Contractor if for Subcontractor)

Representatives to be contacted for service:

Name: _____

Address: _____

Phone Number: _____

ESCROW AGREEMENT FOR SECURITY DEPOSITS IN LIEU OF RETENTION

This Escrow Agreement is made and entered into by and between the Jurupa Unified School District, Jurupa Valley, CA, hereinafter called "Owner", and _____ whose address is _____, hereinafter called "Contractor", and _____ whose address is _____, hereinafter called "Escrow Agent".

For the consideration hereinafter set forth, the Owner, Contractor and Escrow Agent agree as follows:

1. Pursuant to Section 22300 of the Public Contract Code of the State of California, Contractor has the option to deposit securities with Escrow Agent as a substitute for Retention earnings required to be withheld by Owner pursuant to the Construction Contract entered into between the Owner and Contractor for _____ in the amount of _____ dated _____ (hereinafter referred to as the "Contract"). Alternatively, on written request of the Contractor, the Owner shall make payments of the Retention earnings directly to the escrow agent. When Contractor deposits the securities as a substitute for Contract earnings, the Escrow Agent shall notify the Owner within ten (10) days of deposit. The market value of the securities at the time of the substitution shall be at least equal to the cash amount then required to be withheld as Retention under the terms of the Contract between the Owner and Contractor. Securities shall be held in the name of the Owner, and shall designate the Contractor as beneficial owner.
2. The Owner shall make progress payments to the Contractor for such funds which otherwise would be withheld from progress payments pursuant to the Contract provisions, provided that the Escrow Agent holds securities in the form and amount specified above.
3. When the Owner makes payments of Retentions earned directly to the Escrow Agent, the Escrow Agent shall hold them for the benefit of the Contractor until such time as the escrow created under this Contract is terminated. The Contractor may direct the investment of the payments into securities. All terms and conditions of this Agreement and the rights and responsibilities of the parties shall be equally applicable and binding when the Owner pays the Escrow Agent directly.
4. Contractor shall be responsible for paying all fees for the expenses incurred by Escrow Agent in administering the Escrow Account and all expenses of the Owner. These expenses and payment terms shall be determined by the Owner, Contractor, and Escrow Agent.
5. The interest earned on the securities or the money market accounts held in escrow and all interest earned on that interest shall be for the sole account of Contractor and shall be subject to withdrawal by Contractor at any time and from time to time without notice to the Owner.
6. Contractor shall have the right to withdraw all or any part of the principal in the Escrow Account only by written notice to Escrow Agent accompanied by written authorization from the Owner to the Escrow Agent that Owner consents to the withdrawal of the amount sought to be withdrawn by Contractor.
7. The Owner shall have a right to draw upon the securities in the event of default by the Contractor. Upon seven (7) days' written notice to the Escrow Agent from the Owner of the notice of default under Article 2.2, Article 9.6 or Article 14, the Escrow Agent shall immediately convert the securities to cash and shall distribute the cash as instructed by the Owner.
8. Upon receipt of written notification from the Owner certifying that the Contract is final and complete, and that the Contractor has complied with all requirements and procedures applicable to the Contract, Escrow Agent shall release to Contractor all securities and interest on deposit less escrow fees

and charges of the Escrow Account. The escrow shall be closed immediately upon disbursement of all moneys and securities on deposit and payment of fees and charges.

9. Escrow Agent shall rely on the written notifications from the Owner and the Contractor pursuant to Sections (5) to (8), inclusive, of this Agreement and the Owner and Contractor shall hold Escrow Agent harmless from Escrow Agent's release and disbursement of the securities and interest as set forth above.

10. The names of the persons who are authorized to give written notice or to receive written notice on behalf of the Owner and on behalf of Contractor in connection with the foregoing, and exemplars of their respective signatures are as follows:

On behalf of Owner:

Director of Purchasing

Title

Jeffrey Lewis

Name

Signature

4850 Pedley Road, Jurupa Valley, CA 92509

Address

On behalf of Contractor:

Title

Name

Signature

Address

On behalf of Agent:

Title

Name

Signature

Address

At the time the Escrow Account is opened, the Owner and Contractor shall deliver to the Escrow Agent a fully executed counterpart of this Agreement.

IN WITNESS WHEREOF, the parties have executed this Agreement by their proper officers on the date set forth above.

OWNER

CONTRACTOR

Director of Purchasing

Title

Title

Jeffrey Lewis

Name

Name

Signature

Signature

INSURANCE DOCUMENTS & ENDORSEMENTS

The following insurance endorsements and documents must be provided to the Jurupa Unified School District within five (5) calendar days after receipt of notification of award. If the apparent low bidder fails to provide the documents required below, the District may award the Contract to the next lowest responsible and responsive bidder or release all bidders, and the bidder's bid security will be forfeited. All insurance provided by the bidder shall fully comply with the requirements set forth in Article 11 of the General Conditions.

1. **General Liability Insurance:** Certificate of Insurance with all specific insurance coverages set forth in Article 11 of the General Conditions, proper Project description, designation of the District as the Certificate Holder, a statement that the insurance provided is primary to any insurance obtained by the District and minimum of 30 days' cancellation notice. Bidder shall also provide required additional insured endorsement(s) designating all parties required in Article 11 of the General Conditions. The additional insured endorsement shall be an ISO CG 20 10 (04/13), or an ISO CG 20 38 (04/13), or their equivalent as determined by the District in its sole discretion.

Incidents and claims are to be reported to the insurer at:

Attn: _____
(Title) _____ (Department)

(Company)

(Street Address)

(City) _____ (State) _____ (Zip Code)

(_____) _____
(Telephone Number)

2. **Workers' Compensation/ Employer's Liability Insurance:** Certificate of Workers' Compensation Insurance meeting the coverages and requirements set forth in Article 11 of the General Conditions, minimum of 30 days' cancellation notice, proper Project description, waiver of subrogation and any applicable endorsements.

3. Automobile Liability Insurance: Certificate of Automobile Insurance meeting the coverages and requirements set forth in Article 11 of the General Conditions, minimum 30 days' cancellation notice, any applicable endorsements and a statement that the insurance provided is primary to any insurance obtained by the District.

Incidents and claims are to be reported to the insurer at:

Attn: _____
(Title) (Department)

(Company)

(Street Address)

(City) (State) (Zip Code)

(_____) _____
(Telephone Number)

DATE: _____ CONTRACTOR _____

By: _____
Signature

DISABLED VETERAN BUSINESS ENTERPRISE (DVBE) CONTRACTOR
CLOSE-OUT STATEMENT

The Contractor shall complete this form, as a condition to Final Payment, for purposes of reporting participation by Disabled Veteran Business Enterprises (DVBE) in the Contract for the Project/Bid No. specified below.

Project Name: Wireless Upgrades (E-Rate Year 24)

Bid No.: 20-21-10TE

Name	Address/Phone	Category of Work*	\$ Amount of Contract

* Categories of work include: (1) construction services (specify services that DVBE will provide); (2) architecture and engineering services; (3) procurement of materials, supplies and equipment; and (4) information technology.

The undersigned, on behalf of the Contractor, certifies that DVBE participation on the Contract for Bid No. _____ equaled _____ dollars (\$_____), which represents approximately _____ percent (____%) of the total Contract price including change orders for the Project.

Company: _____

Name: _____

Title: _____

Signature: _____

Date: _____

CONTRACTOR CERTIFICATION REGARDING BACKGROUND CHECKS

_____ certifies that it has performed one of the following:
[Name of contractor/consultant]

- Pursuant to Education Code section 45125.1, Contractor has conducted criminal background checks, through the California Department of Justice, of all employees providing services to the Jurupa Unified School District, pursuant to the contract/purchase order dated _____, and that none have been convicted of serious or violent felonies, as specified in Penal Code sections 1192.7(c) and 667.5(c), respectively.

As further required by Education Code section 45125.1, attached hereto as Attachment "A" is a list of the names of the employees of the undersigned who may come in contact with pupils.

OR

- Pursuant to Education Code section 45125.2, Contractor will ensure the safety of pupils by one or more of the following methods:
 - 1. The installation of a physical barrier at the worksite to limit contact with pupils.
 - 2. Continual supervision and monitoring of all employees of the entity by an employee of the entity whom the Department of Justice has ascertained has not been convicted of a violent or serious felony.

I declare under penalty of perjury under the laws of the United States that the foregoing is true and correct.

Date _____, 20__

[Name of Contractor/Consultant]

By its: _____

ATTACHMENT A:

CONTRACTOR CERTIFICATION REGARDING BACKGROUND CHECKS

(INSERT NAMES OF EMPLOYEES WHO MAY COME IN CONTACT WITH PUPILS)

GENERAL CONDITIONS

ARTICLE 1 DEFINITIONS

1.1 BASIC DEFINITIONS

NOTE: The following shall not be construed as a comprehensive list of all definitions in the Contract Documents and there may be other definitions set forth in the Contract Documents. Additionally, any references to any DSA forms, documents or requirements shall be construed to incorporate any updates, supplements, or additions. The Contractor shall be required to meet the latest DSA requirements applicable to the Project.

1.1.1 Action of the Governing Board is a vote of a majority of the District's Governing Board.

1.1.2 Approval means written authorization through action of the Governing Board. The Governing board has delegated to the Superintendent or their designee the authority to approve certain modifications, Change Orders or Immediate Change Directives (Subject to the limits of the Delegation of Authority provided by the Board). In no case shall the Assistant Superintendent have authority to approve total Change Orders or Modifications to the Project exceeding 10% of the Contract Sum.

1.1.3 Architect means the architect, engineer, or other design professional engaged by the District to design and perform general observation of the work of construction and interpret the Drawings, Specifications, Addenda and other Contract Documents for the Project. Also see Article 4.

1.1.4 As-Builts are a set of Plans and Specifications maintained by the Contractor clearly showing all changes, revisions, substitutions, field changes, final locations, and other significant features of the Project. The As-Builts shall be maintained continuously throughout the Work for the Project and is both a prerequisite to the issuance of Payment Application and a requirement for Contract Close-Out. See Article 3.17

1.1.5 Beneficial Occupancy is the point in time when a building or buildings are fit for occupancy is fit for occupancy and its intended use. Basic requirements are the building is safe, at or near Substantial Completion, and all fire/ life safety items are approved and operational. The fact that a building is occupied does not mean that the building is ready for Beneficial Occupancy if there are elements that are unsafe or if fire/ life safety items are not approved and operational. Taking occupancy on a structure that is under a fire watch is not considered Beneficial Occupancy. Further, taking of Beneficial Occupancy is not a point in time when retention is due unless the entire school has obtained a Certificate of Substantial Completion that meets the definition of 1.1.46.

1.1.6 Claims. A Claim is a request for payment, supported by back-up documentation which includes, invoices time sheets, or other documents substantiating legitimacy or entitlement that is submitted during the Project or immediately following the Project made prior to the Final Retention Payment Application and prior to Final Completion of the Project. A "Claim" means a separate demand by the Contractor for (1) time extension, (2) payment of money or damages arising from Work done by or on behalf of the Contractor pursuant to the CONTRACT and payment of which is not otherwise expressly provided for or the claimant is not otherwise entitled to, or (3) and amount the payment of which is disputed by the District. See Article 4.6.

1.1.7 Change Order (CO). A CO is a written instrument prepared by the Architect and signed by the District (as authorized by the District's Governing Board), the Contractor, and the Architect, stating their agreement upon (1) A description of a change in the Work, (2) The amount of the adjustment in the Contract Sum, if any; and (3) The extent of the adjustment in the Contract Time, if any. See Article 7.2.

GENERAL CONDITIONS

1.1.8 Change Order Request (COR). A COR is a written request supported by backup documentation prepared by the Contractor requesting that the District and the Architect issue a CO based upon a proposed change, or a change that results in an adjustment in cost, time or both, or arising from an RFP, CCD or ICD. (See Article 7.6)

1.1.9 Close-Out means the process for Final Completion of the Project, but also includes the requirements for the DSA Certification that the Project is Complete (See DSA Certification Guide). See Article 9.9.

1.1.10 Construction Change Document (CCD). A Construction Change Document is a DSA term that is utilized to address changes to the DSA approved Plans and Specifications. There are two types of Construction Change Documents. (1) DSA approved CCD Category A (DSA Form 140) for work affecting structural, access or fire/ life safety of the Project which will require a DSA approval; and, (2) CCD Category B (DSA Form 141) for work NOT affecting structural safety, access compliance or fire/ life safety that will not require a DSA approval (except to confirm that no approval is required). See Article 7.3.

1.1.11 Complete/ Completion/ Final Completion means that all Work in the Contract Documents is finished, the requirements of the Contract Documents have been met, the Project has been Closed Out, and all Work has ceased on the Project. This may also be referred to as Final Completion. In most cases, the recording of a Notice of Completion shall represent Completion of the Project. Beneficial Occupancy does not mean the Work is Complete.

1.1.12 Completion Date is the date when all Work for the Project shall be Substantially Complete and is the date assigned at the end of the Contract Time for the Project. See Article 1.1.46.

1.1.13 Construction Manager. The Construction Manager is a consultant to the District contracted to assist in Project planning, management and construction of the Project. If there is a Construction Manager, they may assist in various aspects of the Project including, but not limited to Monitoring the progress of the construction, reviewing and monitoring the schedule, progress of work, monitoring pay requests, facilitating communications, advising the District and its Board of Education on various aspects of the construction process, monitoring the RFI, COR, CCD, ICD, RFP, Claims, Disputes and other Project related processes.

1.1.14 Contract or Agreement when the terms are used in these General Conditions shall be references to the Contract Documents as defined herein.

1.1.15 Contract Documents (sometimes referred to as Construction Documents) consist of the Agreement between District and Contractor (hereinafter the Agreement or Contract), Conditions of the Contract (General, Supplementary and other Conditions), Drawings, Specifications, Addenda issued prior to bid, instructions to bidders, notice to bidders, and the requirements contained in the Bid Documents, other documents listed in the Agreement, and Modifications issued after execution of the Contract. A Modification is a written amendment to the Contract signed by parties, a Change Order, a Construction Change Document, or a written order for a minor change in the Work issued by the Architect. The Contract Documents collectively form the Contract. The Contract represents the entire and integrated Agreement between the parties hereto and supersedes prior negotiations, representations, or agreements, either written or oral. The Contract may be amended or modified only by a written Modification. The Contract Documents shall not be construed to create a contractual relationship of any kind between the Architect and Contractor, between the District and any Subcontractor or Sub-subcontractor, or between any persons or entities other than the District and the Contractor. The Architect shall, however, be entitled to performance

GENERAL CONDITIONS

and enforcement of obligations under the Contract intended to facilitate performance of the Architect's duties.

1.1.16 Contract Time is the time period specified in the Contract Documents in which the Project shall be completed. This is sometimes referred to a Contract Duration, or "time in which the Contractor has to complete the Project". See Article 8.1.1

1.1.17 Contractor, District, and Architect are those mentioned as such in the Agreement. They are treated throughout the Contract Documents as if they are of singular number and neuter gender. Any reference to "Owner" shall mean "District" or Jurupa Unified School District.

1.1.18 Cure is the act of remedying a material failure to perform under the terms of the Contract Documents during the time provided to correct Contractor's Default. Specific time periods are provided to Cure and Correct a Contractor Default under Article 14 and for a Partial Default under Article 2.2 as well as elsewhere in the Contract Documents.

1.1.19 Days means calendar days unless otherwise specifically stated.

1.1.20 Default is a material breach of Contract. A Termination for Cause under Article 14 is a declaration of Default of the Contract and shall act as a demand upon the Surety to perform under the terms of the Performance Bond. Partial Defaults may also be tendered to the Surety at District's discretion. See Article 2.2.

1.1.21 Dispute. A dispute is a disagreement on terms or conditions of the Project where the Contractor's opinion of the Project, Payment, Change Order or Request for Proposal differs from that of the District or Architect. A dispute only rises to the level of a claim once the dispute is assembled with back-up documentation and presented for evaluation. See Article 4.6

1.1.22 District Representative is the person designated by the District to represent the District during the Construction for the Project. This District Representative shall have the delegated authority as further defined in Article 1.1.2. This District Representative may be an employee of the District who may have the delegated authority as set forth in Article 1.1.3, and may also include Construction Managers. In some cases, the District and its Board may be assisted by a Construction Manager. When a Construction Manager is assisting the District, the Contractor, Architect, and Inspector shall have a primary contact with the District's Construction Manager who will advise the District.

1.1.23 Drawings or Plans are graphic and pictorial portions of the Contract Documents prepared for the Project and approved changes thereto, wherever located and whenever issued, showing the design, location, and scope of the Work, generally including Plans, elevations, sections, details, schedules, and diagrams as drawn or approved by the Architect. Sometimes Drawings will also be included in Addenda, Change Orders, and Specifications.

1.1.24 DSA is the Division of State Architect. DSA is the agency that provides design and construction oversight for K-12 Schools, Community Colleges, and State Funded Charter School Projects. DSA is the responsible agency for this Project and Contractor has submitted a bid for the Project since Contractor is familiar with Contractor's responsibilities under the DSA requirements more thoroughly set forth at Title 24 of the California Code of Regulations. Contractor agrees to abide by the jurisdiction of DSA and shall construct the Project to conform with the approved Plans, Specifications, Addenda, and Change Orders (inclusive of approved CCD's and ICD's issued by the District pending CCD approval). See DSA website at <http://www.dgs.ca.gov/dsa>.

GENERAL CONDITIONS

1.1.25 Emergency shall be defined as a sudden, unexpected occurrence, involving a clear and imminent threat to the continuation of school classes, a critical path delay that will result in not being able to occupy the school when students arrive to use the facility, danger from the facility or from outside the facility, Act of God, or other action which requires immediate action to prevent or mitigate loss of, or damage to, life, health, property, or essential public services.

1.1.26 Float the total number of days an activity may be extended or delayed without delaying the Completion Date shown in the schedule. Float will fall into three categories: (1) Rain Days; (2) Governmental Delays; and, (3) Project Float. See Article 8.1.4.

1.1.27 Immediate Change Directive. (ICD) A written order prepared by the Architect and signed by the District and the Architect, directing a change in the Work where the Work must proceed immediately and stating a proposed basis for adjustment, if any, in the Contract Sum or Contract Time, or both. See Article 7.3

1.1.28 Inspector of Record (IOR)/ Project Inspector (PI)/ Inspector is the individual retained by the District in accordance with Title 24 of the California Code of Regulations and who will be assigned to the Project

1.1.29 Notice of Non-Compliance (DSA Form 154) is a document issued by the Inspector if there is a deviation from the DSA approved Plans, Specifications, and Change Orders. See Article 7.1.2.

1.1.30 Notice to Proceed (NTP) is a written notice provided by the District after bids are awarded, and contractually required paperwork and submissions are completed noticing Trade Contractors that Work may proceed. The NTP represents the formal commencement of Work.

1.1.31 Payment Application or Certificate of Payment is the Contractor's certified representation of the actual level of Work performed on the Project. Payment Applications are sometimes also called "Certificate of Payment", "Request for Payment", "Payment Application", or similar terms, and shall follow the Schedule of Values that are approved by the Architect, Inspector and District. See Article 9.3.

1.1.32 Project is the complete construction of the Work performed in accordance with the Contract Documents.

1.1.33 Project Manual is the volume assembled for the Work which may include, without limitation, the bidding requirements, sample forms, Conditions of the Contract, and Specifications.

1.1.34 Provide shall include "provide complete in place," that is "furnish and install complete."

1.1.35 Punch List/ Punch Item/ Incomplete Punch Item is a list of minor repair items, prepared after the issuance of a Certificate of Substantial Completion, by the Inspector and Architect of Work required in order to complete the Contract Documents and ensure compliance with the DSA Approved Plans so the Project may be Closed Out. Issuance of the Retention Payment is dependent of the proper completion of the Punch List. See Article 9.9.

1.1.35.1 *Contractor's List of Punch Items* is a list of minor repair items the Contractor submits when the Contractor considers the Work Substantially Complete. Submission of this List of Incomplete Punch Items is the Contractor's representation that the Project is Substantially Complete. See Article 9.9.1

GENERAL CONDITIONS

1.1.36 Request for Information (RFI) is a written request prepared by the Contractor requesting the Architect to provide additional information necessary to clarify or amplify an item which the Contractor believes is not clearly shown or called for in the Drawings or Specifications, or to address problems which have arisen under field conditions. See Article 7.4.

1.1.37 Request for Proposal (RFP) is a written request prepared by the Architect (and/or CM) requesting the Contractor to submit to an estimate of the effect of a proposed change on the Contract Price and (if applicable) the Contract Time. See Article 7.5.

1.1.38 Safety Orders are those issued by any city, county, state or federal agency having jurisdiction over the Project.

1.1.39 Schedule is the Contractor's view of the practical way in which the Work will be accomplished. In this Agreement there is a requirement for a Baseline Schedule and regular Schedule Updates that show all Work to be completed during the Contract Time and shall include all items listed under Article 8.3.2.9.1. See Article 8 of the General Conditions.

1.1.40 Schedule of Values is a detailed breakdown of the Contract Price for each Project, building, Phase of Work or Site as determined by the District. This Schedule of Values shall adequately detail the price for the Work so Progress Payments Applications can be meaningfully reviewed by the Inspector, Architect of Record, Engineer of Record, and District. (See Article 9.2)

1.1.41 Separate Contracts are Contracts that the District may have with other Contractors, vendors, suppliers, or entities to perform Work on the Project. This may include, but is not limited to Multi-Prime Trade Contractors, furniture installers, testing agencies, clean-up contractors, or network or low voltage contractors. Contractor shall plan for certain other contractors that may also be working on the Project site and address these other contractors in Contractor's Schedule. See Article 6.

1.1.42 Site refers to the grounds of the Project as defined in the Contract Documents and such adjacent lands as may be directly affected by the performance of the Work.

1.1.43 Specifications are that portion of the Contract Documents consisting of the written requirements for material, equipment, construction systems, instructions, quality assurance standards, workmanship, and performance of related services.

1.1.44 Standards, Rules, and Regulations referred to are recognized printed standards and shall be considered as one and a part of these Specifications within limits specified. Federal, state and local regulations are incorporated into the Contract Documents by reference.

1.1.45 Stop Work Order, or an Order to Comply, is issued when either (1) the Work proceeds without DSA approval; (2) the Work proceeds without a DSA Inspector of Record, or (3) where DSA determines that the Work is not being performed in accordance with applicable rules and regulations, and would compromise the structural integrity of the Project or would endanger lives. If a Stop Work Order is issued, the Work in the affected area shall cease until DSA withdraws the Stop Work Order. Pursuant to Education Code section 17307.5(b), the District shall not be held liable in any action filed against the District for any delays caused by compliance with the Stop Work Order

1.1.46 Subcontractor, as used herein, includes those having direct or indirect contracts with Contractor and ones who furnished labor, material or services for a special design according to Plans, Drawings, and Specifications of this Work.

GENERAL CONDITIONS

1.1.47 Substantial Completion/ Substantially Complete(d) is not reached unless and until each of the following three (3) conditions have been met: (1) all contractually required items have been installed with the exception of only minor and Incomplete Punch List Items (See Article 9.9.1.1); (2) All Fire/Life Safety Systems have been installed, and are working and signed off on the DSA Form 152 Inspection Card, and all building systems including mechanical, electrical and plumbing are all functioning; and (3) the Project is fit for occupancy and its intended use. For the purposes of this Contract, any references to Completion Date means Substantial Completion Date.

1.1.48 Substitution is a change in product, material, equipment, or method of construction from those required by the Construction Documents proposed by the Contractor. For this Project, a Substitution is subject to the filing of a Construction Substitution Request Form at the time of bid and meeting the requirements of Article 3.10.

1.1.49 Supplementary Conditions/ Supplementary General Conditions/ Special Conditions are terms that are sometimes used interchangeably and refer to any additional requirements or changes to the General Conditions as noted.

1.1.50 Surety is the person, firm, or corporation that executes as a bid bond, Payment Bond or Performance Bond guarantor on the Contractor's Bid, Contractor's Performance on the Contract and Payment of the Contractor's Subcontractors, material suppliers, vendors and labor on the Project. The Surety is bound to the same extent as the Contractor is bound once a Default occurs. A default includes a Termination for Substantial Failure to Perform under Article 14, but also includes any breach of Contract and is subject to the requirements and responsibilities as set forth in the Performance Bond.

1.1.51 Work shall include all labor, materials, services and equipment necessary for the Contractor to fulfill all of its obligations pursuant to the Contract Documents. It shall include the initial obligation of any Contractor or Subcontractor who performs any portion of the Work, to visit the Site of the proposed Work (a continuing obligation after the commencement of the Work), to fully acquaint and familiarize itself with the conditions as they exist and the character of the operations to be carried out under the Contract Documents, and make such investigation as it may see fit so that it shall fully understand the facilities, physical conditions, and restrictions attending the Work under the Contract Documents. Each such Contractor and its Subcontractors shall also thoroughly examine and become familiar with the Drawings, Specifications, and associated Contract Documents and bid documents before preparing and submitting any bid.

1.1.52 Workers include laborers, workers, and mechanics.

1.2 EXECUTION, CORRELATION AND INTENT

1.2.1 Correlation and Intent

1.2.1.1 *Documents Complementary and Inclusive.* The Contract Documents are complementary and are intended to include all items required for the proper execution and completion of the Work. All Contract Documents form the Contractor's Contract with the District. Any item of Work mentioned in the Specifications and not shown on the Drawings, or shown on the Drawings and not mentioned in the Specifications, shall be provided by Contractor as if shown or mentioned in both. The Contractor is bound to provide the Work complete and is under a legal duty to carefully study Plans and schedule operations well ahead of time and identify inconsistencies with the Plans and Specifications and call such inconsistencies to the attention of the Architect or Registered Engineer through the Inspector under Section 4-343(b) of Title 24.

GENERAL CONDITIONS

1.2.1.2 *Work to be Complete.* Contractor has thoroughly studied the Contract Documents and understands that the District contracted with Contractor to provide a complete Project which means complete systems and buildings. The entire set of Contract Documents shows a complete Project and Contractor agrees that there are multiple disciplines putting together a set of Contract Documents. Thus, if portions of a system are shown on some Drawings and not others, this does not mean the Contractor is to only provide part of a system. For example, if an air conditioning unit is shown on the mechanical Drawings, the plumbing for the air conditioning is shown on another Drawing, and the electrical shown on the electrical Drawings, the Contractor is to provide a complete and working air conditioning system unless specifically noted otherwise on Scope of Work=. If there are any questions, Contractor is to submit a RFI on the prescribed RFI form before excluding any item from its bid, and a response will be provided and included as an Addendum. Failure to request clarification shall be conclusive that Contractor intended to provide a complete system or assembly. The only time when an item is supplied incomplete is if the system is shown specifically as incomplete since others will be completing the system. Work includes, but is not limited to materials, workmanship, and manufacture of fabrication of components for the Project.

1.2.1.3 *Coverage of the Drawings and Specifications.* The Drawings and Specifications generally describe the Work to be performed by Contractor. Generally, the Specifications describe Work which cannot be readily indicated on the Drawings and indicate types, qualities, and methods of installation of the various materials and equipment required for the Work. It is not intended to mention every item of Work in the Specifications, which can be adequately shown on the Drawings, or to show on the Drawings all items of Work described or required by the Specifications even if they are of such nature that they could have been shown. All materials or labor for Work, which is shown on either the Drawings or the Specifications (or is reasonably inferable therefrom as being necessary to complete the Work), shall be provided by the Contractor. The Contractor is responsible for the whole Project as contractually set forth as the Contract Documents. It is intended that the Work be of sound, quality construction, and the Contractor shall be responsible for the inclusion of adequate amounts to cover installation of all items indicated, described, or implied in the portion of the Work to be performed by them.

1.2.1.4 *Conflicts.* In the event there is a discrepancy between the various Contract Documents, it is intended that the more stringent, higher quality, and greater quantity of Work shall apply.

1.2.1.5 *Conformance with Laws.* Each and every provision of law required by law to be inserted in this Contract shall be deemed to be inserted herein, and the Contract shall be read and enforced as though it were included herein, even if through mistake or otherwise any such provision is not inserted, or is not correctly inserted. Any references to codes, statutes, regulations, governmental forms or documents including documents issued by DSA shall include any subsequent revisions or updates thereto.

Before commencing any portion of the Work, Contractor shall check and review the Drawings and Specifications for such portion for conformance and compliance with all laws, ordinances, codes, rules and regulations of all governmental authorities and public and municipal utilities affecting the construction and operation of the physical plant of the Project, all quasi-governmental and other regulations affecting the construction and operation of the physical plant of the Project, and other special requirements, if any, designated in the Contract Documents. Such checking shall include review of Title 24 of the California Code of Regulations, California Building Code, local utility, local water connection, local grading and all other applicable agencies. In the event Contractor observes any violation of any law, ordinance, code, rule or regulation, or inconsistency with the Contract Documents, Contractor shall, within five (5) days, notify the Inspector, Architect and District in writing of same and shall ensure that any such violation or inconsistency shall be corrected in the manner provided hereunder prior to the construction of that portion of the Project. (See Title 24 Section 4-343)

GENERAL CONDITIONS

The Contractor shall bear all expenses of correcting Work done contrary to said laws, ordinances, rules, and regulations if the Contractor performed same (1) without first consulting the Architect for further instructions regarding said Work or (2) disregarded the Architect's instructions regarding said Work.

1.2.1.6 *Ambiguity and Inconsistency.* Before commencing any portion of the Work, Contractor shall carefully examine all Drawings and Specifications and other information given to Contractor as to materials and methods of construction and other Project requirements. Prior to commencing any portion of the Work, Contractor shall notify Architect and District in writing of any perceived or alleged error, inconsistency, conflict, ambiguity, or lack of detail or explanation in the Drawings and Specifications in the manner provided herein. If the Contractor or its Subcontractors, material or equipment suppliers, or any of their officers, agents, and employees performs, permits, or causes the performance of any Work under the Contract Documents, which it knows or should have known to be in error, inconsistent, or ambiguous, or not sufficiently detailed or explained, Contractor shall bear any and all costs arising therefrom including, without limitation, the cost of correction thereof without increase or adjustment to the Contract Price or the time for performance. Contractor shall maintain an adequate inspection system and perform personal observations and review work and pre-plan the project to ensure the Work performed under the Contract conforms to Contract requirements. Contractor shall maintain records of such review and observation to ensure strict compliance with the terms of the Contract.

1.2.1.7 *Typical Parts and Sections.* Whenever typical parts or sections of the Work are completely detailed on the Drawings, and other parts or sections which are of the same construction are shown in outline only, the complete or more detailed shall apply to the Work which is shown in outline.

1.2.1.8 *Dimensions.* Dimensions of Work shall not be determined by scale or rule. Figured dimensions shall be followed at all times. If figured dimensions are lacking on Drawings, Architect shall supply them on request. The Architect's decisions on matters relating to aesthetic effect will be final.

1.2.2 Addenda and Deferred Approvals

1.2.2.1 *Addenda* are the changes in Specifications, Drawings, Contract Documents, and Plans which have been authorized in writing by the District or Architect, and which alter, explain, or clarify the Contract Documents. Addenda shall govern over all other Contract Documents. Subsequent addenda issued shall govern over prior addenda unless otherwise specified in the addenda.

1.2.2.2 *Deferred Approvals.* Deferred Approvals are Submittals that are reviewed by the Architect (or Engineer of Record) and submitted to DSA for approval based on thorough detailing of manufacturer and Project specific design. See Article 3.9.1 and 3.9.3. The Deferred Approval item cannot be fully detailed on the originally approved Drawings or Specifications because of variations in product design and manufacture. Contract Documents which require Deferred Approval items are meant to be for illustration purposes only. Approval of Plans for such a portion of the Work may be deferred until the material suppliers and Subcontractors are selected. All Deferred Approvals are noted in the Plans and Specifications. Contractor is responsible for all Deferred Approval requirements set forth in the Contract Documents. Contractor is responsible to comply with all laws, building codes, Title 24 and regulations necessary to obtain all necessary approvals, including those required from the Division of the State Architect ("DSA") and the State Fire Marshall. Contractor shall not be granted an extension of time for failure to plan, schedule for and obtain necessary approvals. Contractor shall Schedule all Deferred Approval items in the Baseline Schedule and Schedule Updates under Article 3.9.6

1.2.3 Specification Interpretation

GENERAL CONDITIONS

1.2.3.1 *Titles.* The Specifications are separated into titled sections for convenience only and not to dictate or determine the trade or craft involved.

1.2.3.2 *As Shown, Etc.* Where “as shown,” “as indicated,” “as detailed,” or words of similar import are used, reference is made to the Drawings accompanying the Specifications unless otherwise stated. Where “as directed,” “as required,” “as permitted,” “as authorized,” “as accepted,” “as selected,” or words of similar import are used, the direction, requirement, permission, authorization, approval, acceptance, or selection by Architect is intended unless otherwise stated.

1.2.3.3 *General Conditions.* The General Conditions and Supplementary General Conditions are a part of the Contract Documents which further defines and refines the Contract entered between the Contractor and District.

1.2.3.4 *Abbreviations.* In the interest of brevity, the Specifications are written in an abbreviated form and may not include complete sentences. Omission of words or phrases such as “Contractor shall,” “shall be,” etc., are intentional. Nevertheless, the requirements of the Specifications are mandatory. Omitted words or phrases shall be supplied by inference in the same manner as they are when a “note” occurs on the Drawings. In the interest of brevity, the Contract Documents frequently omit modifying words such as “all” and “any” and articles such as “the” and “an,” but the fact that a modifier or an article is absent from one statement and appears in another is not intended to affect the interpretation of either statement.

1.2.3.5 *Plural.* Words in the singular shall include the plural whenever applicable or the context so indicates.

1.2.3.6 *Metric.* The Specifications may indicate metric units of measurement as a supplement to U.S. customary units. When indicated thus: 1” (25 mm), the U. S. customary unit is specific, and the metric unit is nonspecific. When not shown with parentheses, the unit is specific. The metric units correspond to the “International System of Units” (SI) and generally follow ASTM E 380, “Standard for Metric Practice.”

1.2.3.7 *Standard Specifications.* Any reference to standard specifications of any society, institute, association, or governmental authority is a reference to the organization’s standard specifications, which are in effect at the date of the Contractor’s proposal unless directed otherwise. If applicable specifications are revised prior to completion of any part of the Work, the Contractor may, if acceptable to Architect, perform such Work in accordance with the revised specifications. The standard specifications, except as modified in the Specifications for the Project, shall have full force and effect as though printed in the Specifications. Architect will furnish, upon request, information as to how copies of the standard specifications referred to may be obtained.

1.2.4 Rules of Document Interpretation

1.2.4.1 In the event of conflict within the Drawings, the following rules shall apply:

- a. General Notes, when identified as such, shall be incorporated into other portions of Drawings.
- b. Schedules, when identified as such, are complementary with other notes and other portions of Drawings including those identified as General Notes.

GENERAL CONDITIONS

- c. Larger scale Drawings shall take precedence over smaller scale Drawings.
- d. At no time shall the Contractor base construction on scaled Drawings.

1.2.4.2 Specifications shall govern as to materials, workmanship, and installation procedures.

1.2.4.3 If Contractor observes that Drawings and Specifications are in conflict, Contractor shall, prior to commencing work, notify the Architect in writing for the purposes of obtaining an interpretation of the Contract Documents.

1.2.4.4 In the case of conflict or inconsistencies, the order of precedence shall be as follows:

- a. General Conditions take precedence over Drawings and Specifications.
- b. Supplemental Conditions take precedence over General Conditions.
- c. The Agreement Form shall take precedence over the Supplemental Conditions.
- d. In the case of disagreement or conflict between or within Specifications, and Drawings, the more stringent, higher quality, and greater quantity of Work shall apply.
- e. Addenda shall take precedence over Drawings and Specifications.
- f. General Conditions shall take precedence over Addenda.
- g. Drawings and Specifications take precedence over the Soils Report.

1.3 OWNERSHIP AND USE OF ARCHITECT'S DRAWINGS, SPECIFICATIONS AND OTHER DOCUMENTS

The Drawings, Specifications, and other Contract Documents for the Project are the property of the District and/or Architect pursuant to Contract requirements between the District and Architect. The Contractor may retain one Contract record set. Neither the Contractor nor any Subcontractor, or material or equipment supplier shall own or claim a Copyright in the Drawings, Specifications, and other documents prepared by the Architect. All copies except the Contractor's record set shall be returned or properly accounted for upon completion of the Work. The Drawings, Specifications, and other documents prepared by the Architect, and copies thereof furnished to the Contractor are not to be used by the Contractor or any Subcontractor, Sub-subcontractor, or material or equipment supplier on other projects or for additions to this Project outside the scope of the Work. The District and/or Architect hereby grants the Contractor, Subcontractors, Sub-subcontractors, and material or equipment suppliers a limited license to use applicable portions of the Drawings, Specifications, and other documents prepared for the Project in the execution of their Work under the Contract Documents. Submittal or distribution to meet official regulatory requirements or for other purposes in connection with this Project is not to be construed as publication in derogation of the District's property interest or other reserved right.

GENERAL CONDITIONS

ARTICLE 2 DISTRICT

2.1 INFORMATION AND SERVICES REQUIRED OF THE DISTRICT

2.1.1 Site Survey

The District will furnish, at its expense, a legal description of the Site and a land survey showing the boundaries of the Site. Contractor shall be responsible for all surveys regarding location of construction, grading and site work.

2.1.2 Soils

When required by the scope of the Project, the District will furnish, at its expense, the services of geotechnical engineers or consultants when reasonably required and deemed necessary by the Architect or as required by local or state codes. Such services, with written reports and appropriate written professional recommendations, may include test boring, test pits, soil bearing values, percolation tests, air and water pollution tests, and ground corrosion and resistivity tests, including necessary operations for determining subsoil, air, and water conditions.

2.1.3 Soils Report Part of the Contract Documents: Contractor Reliance

A soils investigation report has been obtained from test holes at the Site, and such report is incorporated into this Contract and made available for the Contractor's use in preparing its bid and Work under this Contract. Where the Plans and Specifications are more specific and provide more significant structure, systems, reinforcing, thicknesses, or construction methods, the Drawings shall control over the soils report. The soils report is available at the Architect's office for review and it is Contractor's responsibility to ensure that Contractor has reviewed the soils investigation report. Any information obtained from such report or any other information given on Drawings as to subsurface soil condition or to elevations of existing grades or elevations of underlying rock is approximate only. If, during the course of Work under this Contract, Contractor encounters subsurface conditions which differ materially from those indicated in the soils report, then Contractor shall notify the District within five (5) calendar days of discovery of the condition, and changes to the Contract Price may be made in accordance with Article 7 entitled "Changes in the Work." Contractor agrees that no claim against District will be made by Contractor for damages and hereby waives any rights to damages in the event the Contractor fails to notify District within the five-day period mentioned above.

WARNING: DISTRICT DOES NOT WARRANT THE SOILS AT THE PROJECT SITE. CONTRACTOR HAS REVIEWED AND IS FAMILIAR WITH THE REQUIREMENTS OF THE SOILS INVESTIGATION REPORT. CONTRACTOR UNDERSTANDS THAT PLANS, DRAWINGS AND SPECIFICATIONS SUPERSEDE THE SOILS REPORT IF THERE ARE CONFLICTS. FURTHER, IN ADDITION TO THE INFORMATION IN THE SOILS REPORT, CONTRACTOR HAS CONDUCTED AN INDEPENDENT INVESTIGATION OF THE PROJECT SITE AND THE SOILS CONDITIONS OF THE SITE. DISTRICT DOES NOT WARRANT THE SOILS CONDITIONS OF THE SITE AND CONTRACTOR IS FULLY RESPONSIBLE TO ASCERTAIN SITE CONDITIONS FOR THE PURPOSES OF DETERMINING CONSTRUCTION MEANS AND METHODS PRIOR TO COMMENCING CONSTRUCTION.

2.1.4 Utilities

GENERAL CONDITIONS

2.1.4.1 *Location of Point of Connection.* The locations shown for the point of connection are approximate. It shall be the responsibility of the Contractor to determine the exact location of all service connections.

2.1.4.2 *Regional Notification Center.* Contractor, except in an emergency, shall contact the appropriate regional notification center at least two (2) business days prior to commencing any excavation if the excavation will be conducted in an area or in a private easement which is known, or reasonably should be known, to contain subsurface installations other than the underground facilities owned or operated by the District, and obtain an inquiry identification number from that notification center. See Government Code section 4216.3. No excavation shall be commenced and carried out by the Contractor unless such an inquiry identification number has been assigned to the Contractor or any Subcontractor of the Contractor and the District has been given the identification number by the Contractor. Any damages arising from failure to make appropriate regional notification shall be at the sole risk of Contractor. Contractor shall solely be responsible for any fines, penalties or damages for violation of this Article and Government Code section 4216.6 or 4216.7. Any delays caused by failure to make appropriate regional notification shall be at the sole risk of Contractor and shall not be considered for extension of time pursuant to Article 8.4.

2.1.4.3 *Utilities - Removal and Restoration.* The District has endeavored to determine the existence of utilities at the Site of the Work from the records of the District of known utilities in the vicinity of the Work. The positions of these utilities as derived from such records are shown in the Contract Documents. Thus, the locations of the main or trunklines located on the Drawings are approximate locations and not exact.

No excavations were made to verify the locations shown for underground utilities. Other than the main or trunkline, which the District has endeavored to locate on the Plans, service connections or laterals to these utilities may not be shown on the Plans. It shall be the responsibility of the Contractor to determine the exact location of all service connections. The Contractor shall make its own investigations, including exploratory excavations, to determine the locations and type of service connections, prior to commencing work which could result in damage to such utilities. The Contractor shall immediately notify the District's representative as to any utility main or trunkline discovered by Contractor in a different position than provided by the Regional Notification Center. With respect to main or trunklines, Contractor is to immediately notify District if the location is substantially different than as shown in the Contract Documents.

Contractor shall coordinate its Work with all utilities, including, but not limited to electricity, water, gas and telephone and meet with said utilities prior to the start of any work. Contractor shall show timing of all utility coordination activities under the Scheduling requirements of Article 8.

2.1.4.4 *Other Utilities.* In case it should be necessary to remove, relocate, or temporarily maintain a utility because of interference with the Work, the work on the utility shall be performed and paid for as follows:

When it is necessary to remove, relocate or temporarily maintain a service connection, the cost of which is not required to be borne by the owner of the service connection, the Contractor shall bear all expenses incidental to the work on the service connection. The work on the service connection shall be done in a manner satisfactory to the owner thereof; it being understood that the owner of the service connection has the option of doing such work with his own forces or permitting the work to be done by the Contractor.

GENERAL CONDITIONS

When it is necessary to remove, relocate, or temporarily maintain a utility which is in the position shown on the Plans, the cost of which is not required to be borne by the owner thereof, the Contractor shall bear all expenses incidental to the work on the utility. The work on the utility shall be done in a manner satisfactory to the owner thereof; it being understood that the owner of the utility has the option of doing such work with his own forces or permitting the work to be done by the Contractor.

When it is necessary to remove, relocate, or temporarily maintain a utility which is not shown on the Plans or is in a position different from that shown on the Plans and were it in the position shown on the Plans would not need to be removed, relocated, or temporarily maintained, and the cost of which is not required to be borne by the owner thereof, the District will make arrangements with the owner of the utility for such work to be done at no cost to the Contractor, or will require the Contractor to do such work in accordance with Article 7 or will make changes in the alignment and grade of the Work to obviate the necessity to remove, relocate, or temporarily maintain the utility. Changes in alignment and grade will be ordered in accordance with Article 7 herein.

No representations are made that the obligations to move or temporarily maintain any utility and to pay the cost thereof is or is not required to be borne by the owner of such utility, and it shall be the responsibility of the Contractor to investigate to find out whether said cost is required to be borne by the owner of the utility.

The right is reserved to governmental agencies and to owners of utilities to enter at any time upon any street, alley, right-of-way, or easement for the purpose of making changes in their property made necessary by the Work and for the purpose of maintaining and making repairs to their property.

2.1.5 Existing Utility Lines; Removal, Relocation

2.1.5.1 *Main or Trunkline Facilities.* If the Contractor while performing the Contract discovers utility facilities not identified in the Contract Documents, Contractor shall notify the District and utility in writing prior to commencing work.

The owner of the public utility shall have the sole discretion to perform repairs or relocation work or permit the Contractor to do such repairs or relocation work at a reasonable price.

The Contractor shall exercise reasonable care and shall be compensated by the District for the actual verified field costs of locating, and removing, relocating, protecting or temporarily maintaining such main or trunkline utility facilities located in a substantially different location than in the Plans and Specifications, and for equipment in use on the project necessarily idled during such work. This Work shall be performed in accordance with Article 7 of these General Conditions.

2.1.5.2 *Assessment.* Nothing in these subparagraphs shall be deemed to require the District to indicate the presence of existing service laterals or appurtenances whenever the presence of such utilities on the Site can be inferred from the presence of other visible facilities, such as buildings, or meter junction boxes on or adjacent to the Site and could be inferred from the Main or Trunkline shown on the Drawings.

2.1.5.3 *Notification.* If the Contractor, while performing Work under this Contract, discovers utility facilities not identified by the District in the Contract Documents. Contractor shall, within five (5) days, notify the District and the utility in writing. If Contractor fails to notify the District within forty eight hours after discovery of any utility facilities not identified by District in the

GENERAL CONDITIONS

Contract Documents, Contractor waives all rights to be compensated for any extra Work or damages resulting from such discovered utilities.

2.1.6 Easements

District shall secure and pay for easements for permanent structures or permanent changes in existing facilities, if any, unless otherwise specified in the Contract Documents.

2.2 DISTRICT'S RIGHT TO CARRY OUT THE WORK DUE TO PARTIAL DEFAULT IN A SPECIFIC SEGREGATED AREA OF WORK (48 HOUR NOTICE TO CURE AND CORRECT)

If the Contractor Defaults or neglects to carry out the Work in accordance with the Contract Documents, the District may provide forty-eight (48) hour written notice to cure (a shorter period of time in the case of Emergency or a critical path delay as defined in Article 2.2.1) Contractor's Partial Default in a specific segregated area of work. The District's right to issue a Partial Default of the Contractor's Work and take over that segregated area of Work includes, but is not limited to:

1. Failure to supply adequate workers on the entire Project or any part thereof;
2. Failure to supply a sufficient quantity of materials;
3. Failure to perform any provision of this Contract;
4. Failure to comply with safety requirements, or due to Contractor is creation of an unsafe condition;
5. Cases of bona fide emergency;
6. Failure to order materials in a timely manner;
7. Failure to prepare Deferred Approval items or Shop Drawings in a timely manner;
8. Failure to comply with Contractor's Baseline or Update Schedule, meet critical Milestones which would result in a delay to the critical path, or delay the Contract Time;
9. Failure to comply with the Subletting and Subcontracting Fair Practices, Public Contract Code section 4100, et seq.
10. Failure to meet the requirements of the Americans with Disabilities Act;
11. Failure to complete Punch List work;
12. Failure to proceed on an Immediate Change Directive
13. Failure to correct a Notice of Deviation

If during the forty eight (48) hour period, the Contractor fails to Cure and correct the deficiency noted in the 48 hour notice of Partial Default with diligence and promptness, the District may correct such deficiencies without prejudice to other remedies the District may have, including a Termination for Cause as set forth in Article 14. If there are inadequate funds remaining the Project balance or in the Retention Escrow to address at least 150% of the costs set forth in the Article 2.2 notice, the District may copy the

GENERAL CONDITIONS

Surety on the written notice of Partial Default. If a notice to the Surety is provided, except in the cases of emergency or critical path delay, the Surety has the option to take over and complete the Work described in the written notice if Surety personally delivers notice to District that it intends to perform such work. In the case where written notice has been provided, the District shall allow Surety seven (7) days to perform the Work.

2.2.1 Service of Notice of Partial Default with Right to Cure

A written notice of Partial Default and right to cure under Article 2.2 (“Article 2.2 Notice” or “Notice of Partial Default”) shall be served by e-mail (with a copy provided by regular mail) to the e-mail address provided on the Bid submitted and copied to the Project Superintendent.

2.2.2 Shortened Time for Partial Default in the Case of Emergencies.

In an Emergency situation, the District may correct any of the deficiencies described in Article 2.2 without prejudice to other remedies by providing service of written notice of Emergency requiring a shortened time for Partial Default specifying the time given to cure, if any.

2.2.3 Shortened Time for Partial Default in the Case of Critical Path Delay

In the case of critical path delay, the District may correct any of the deficiencies described in Article 2.2 without prejudice to other remedies providing service of written notice of critical path delay to the Contractor with a specific description of the critical path delay items noting the line item or area of Work that is on the critical path and prescribe the length of shortened time to cure, if any.

2.2.4 Written Notice of Partial Default to be Deducted by Deductive Change Order

The District shall have the right to determine the reasonable value of the Article 2.2 Partial Default Work, or if there is an actual value for the Work, shall use that value and issue a Deductive Change Orders under Article 7.7.4.

GENERAL CONDITIONS

ARTICLE 3 THE CONTRACTOR

3.1 SUPERVISION AND CONSTRUCTION PROCEDURES

3.1.1 Contractor

The Contractor shall continually supervise and direct the Work using the Contractor's best skill and attention. The Contractor shall be solely responsible for and have control over construction means, methods, techniques, sequences, procedures; and shall coordinate all portions of the Work under the Contract, unless the Contract Documents give other specific instructions concerning these matters. The Contractor shall not perform the Work without utilizing the Contract Documents or, where required, approved Submittals, Shop Drawings, or samples for any such portion of the Work. If any of the Work is performed by contractors retained directly by the District, Contractor shall be responsible for the coordination and sequencing of the work of those other contractors so as to avoid any impact on the Project Schedule pursuant to the requirements of Article 6 and Article 8. Specific duties of the Contractor shall include those set out in Section 43 of Title 21 of the California Code of Regulations and Section 4-343 of Title 24 of the California Code of Regulations. These duties include, but are not limited to the following:

3.1.1.1 *Responsibilities.* It is the duty of the Contractor to complete the Work covered by his or her Contract in accordance with the approved Plans and Specifications. The Contractor in no way is relieved of any responsibility by the activities of the Architect, Engineer, Inspector or DSA in the performance of their duties.

3.1.1.2 *Performance of the Work.* The Contractor shall carefully study the approved Plans and Specifications and shall plan its schedule of operations well ahead of time. If at any time it is discovered that work is being done which is not in accordance with the approved Plans and Specifications, the Contractor shall correct the Work immediately.

3.1.2 Contractor Responsibility to Study the Plans and Specifications

All inconsistencies or timing or sequences which appear to be in error in the Plans and Specifications shall promptly be called to the attention of the Architect or, Engineer, for interpretation or correction. Local conditions which may affect the structure shall be brought to the Architect's attention at once. In no case, shall the instruction of the Architect be construed to cause work to be done which is not in conformity with the approved Plans, Specifications, change orders, construction change documents, and as required by law. (See Title 24, Section 4-343)

3.1.3 All Work Under the Direction of Inspector

Pursuant to Title 24 requirements, the Contractor shall not carry on Work except with the knowledge of the Inspector. (See Title 24 generally)

3.1.4 Contractor to Establish Timing and Protocol with Inspector

Contractor shall establish a protocol for requesting inspection with Inspector so as to not delay the Work and provide adequate time for the Inspector to perform inspection. If such a protocol is not established ahead of time, Inspector may utilize the time criteria set by Title 24 of 48 hours in advance of submitting form DSA 156 for each new area. DSA requirements under PR 13-01 specifically gives the Special Inspector fourteen (14) days to post to the DSA website. Contractor is responsible for delays and for failure to plan.

GENERAL CONDITIONS

For some Projects, there may be a need to incrementally install certain assemblies. It is up to Contractor to identify areas and assemblies that may be constructed incrementally. Contractor must identify and establish incremental areas of construction and establish protocols with Inspector for DSA 152 approvals so they may be presented to DSA. See PR-13 item 1.17 for further discussion.

3.1.5 Verified Reports

The Contractor shall make and submit to the office from time to time, verified reports as required in Title 24 Section 4-366. As part of the Close-Out of the Project (see Article 9.9), Contractor shall be required to execute a Form 6-C as required under Title 24 Sections 4-343.

Contractor shall fully comply with any and all reporting requirements of Education Code sections 17315, et seq., in the manner prescribed by Title 24, as applicable.

3.1.6 Contractor Responsibility

The Contractor shall be responsible to the District for acts and omissions of the Contractor's employees, Subcontractors, material and equipment suppliers, and their agents, employees, invitees, and other persons performing portions of the Work under direct or indirect contract with the Contractor or any of its Subcontractors.

3.1.7 Obligations not Changed by Architect's Actions

The Contractor shall not be relieved of obligations to perform the Work in accordance with the Contract Documents either by activities or duties of the Architect in the Architect's administration of the Contract or by tests, inspections, or approvals required or performed by persons other than the Contractor.

3.1.8 Acceptance/Approval of Work

The Contractor shall be responsible to determine when any completed portions of the Work already performed under this Contract or provided pursuant to Article 6 are suitable to receive subsequent Work thereon.

3.2 SUPERVISION

3.2.1 Full Time Supervision

Unless personally present on the Project site where the Work is being performed, the Contractor shall keep on the Work at all times during its progress a competent, English speaking construction Superintendent satisfactory to the District. The Superintendent shall be present on a full-time basis, shall be dedicated exclusively to the Project and shall not share superintendency duties with another project or job. The Superintendent shall not be replaced except with written consent of the District. The Superintendent shall represent the Contractor in its absence and shall be fully authorized to receive and fulfill any instruction from the Architect, the Inspector, the District or any other District Representative (including CM in the cases where the District has a CM representative). All Requests for Information shall be originated by the Superintendent and responses thereto shall be given to the Superintendent. No Work shall begin on any day by any Subcontractor or other person on the Project site until the Superintendent has arrived, or shall any Work continue during the day after the Superintendent has departed from the Project site. The Superintendent shall have authority to bind Contractor through the Superintendent's acts. The Superintendent shall represent the Contractor, and communications given to the Superintendent shall be

GENERAL CONDITIONS

binding on the Contractor. Before commencing the Work, Contractor shall give written notice to District (and CM representative) and Architect of the name and a Statement of Qualifications of such superintendent. Superintendent shall not be changed except with written consent of District, unless a superintendent proves to be unsatisfactory to Contractor and ceases to be in its employ, in which case, Contractor shall notify District and Architect in writing. Contractor shall provide a replacement superintendent approved by the District prior to performing additional work.

3.2.2 Staff

Notwithstanding other requirements of the Contract Documents, the Contractor and each Subcontractor shall: (1) furnish a competent and adequate staff as necessary for the proper administration, coordination, supervision, and superintendence of its portion of the Work; (2) organize the procurement of all materials and equipment so that the materials and equipment will be available at the time they are needed for the Work; and (3) keep an adequate force of skilled and fit workers on the job to complete the Work in accordance with all requirements of the Contract Documents.

3.2.3 Right to Remove

District shall have the right, but not the obligation, to require the removal from the Project of any superintendent, staff member, agent, or employee of any Contractor, Subcontractor, material or equipment supplier.

3.3 LABOR AND MATERIALS

3.3.1 Contractor to Provide

Unless otherwise provided in the Contract Documents, the Contractor shall provide and pay for labor, material, equipment, tools, construction equipment and machinery, water, heat, air conditioning, utilities, transportation, and other facilities, services and permits necessary for proper execution and completion of the Work whether temporary or permanent and whether or not incorporated or to be incorporated in the Work.

3.3.2 Quality

Unless otherwise specified, all materials and equipment to be permanently installed in the Project shall be new and shall be of the highest quality or as specifically stated in the Contract Documents. The Contractor shall, if requested, furnish satisfactory evidence as to kind and quality of all materials and equipment within ten (10) days of a written request by the District, including furnishing the District with bona fide copies of invoices for materials or services provided on the Project. All labor shall be performed by workers skilled in their respective trades, and shall be of the same or higher quality as with the standards of other school construction.

3.3.3 Replacement

Any work, materials, or equipment, which do not conform to these requirements or the standards set forth in the Contract Documents, may be disapproved by the District, in which case, they shall be removed and replaced by the Contractor at no additional cost or extension of time to the District.

3.3.4 Discipline

GENERAL CONDITIONS

The Contractor shall enforce strict discipline and good order among the Contractor's and Subcontractor's employees, and other persons carrying out the Contract. The Contractor shall not permit employment of unfit persons or persons not skilled in tasks assigned to them. As used in this subsection, "unfit" includes any person who the District concludes is improperly skilled for the task assigned to that person, who fails to comply with the requirements of this article, or who creates safety hazards which jeopardize other persons and/or property.

3.3.5 Fingerprinting (Applicable at the time Project is Occupied and on all Projects where Workers will come in Contact with Pupils, such as Modernization Projects)

If applicable, Contractor shall comply with the applicable provisions of Education Code section 45125.1 in a method as determined by the District. Pursuant to Education Code section 45125.1, Contractor shall either conduct criminal background checks of all employees of Contractor assigned to the Project site, and shall certify that no employees who have been convicted of serious or violent felonies, as specified in Education Code section 45125.1, will have contact with pupils, by utilizing the Certification Regarding Background Checks and the corresponding Attachment "A" as found in the Contract Documents or shall be separated by a physical barrier from students.

If it is determined that Contractor must provide certification of employees, as part of such certification, Contractor must provide the District with a list of all employees providing services pursuant to this Agreement, and designate which sites such employees will be assigned. In performing the services set forth in this Agreement, Contractor shall not utilize any employees who are not included on the above-referenced list.

At District's sole discretion, District may make a finding, as authorized under Education Code section 45125.1, that Contractor's employees will have only "limited contact" with pupils. Contractor's failure to comply with this law shall be considered a material breach of this Agreement upon where this Agreement may be terminated, at District's sole discretion, without any further compensation to Contractor.

In the case of new construction Projects where there are no students, if the Project Schedule provides for Beneficial Occupancy or portions of the Project or if the Project should be delayed, then Contractor, at no additional costs, shall meet the requirements of either fingerprinting or providing a physical barrier as required by the District.

3.3.6 Noise, Drugs, Tobacco, and Alcohol

Contractor shall take all steps necessary to insure that employees of Contractor's employees, or any of its Subcontractors' or Vendors' employees do not use, consume, or work under the influence of any alcohol, tobacco or illegal drugs while on the Project. Contractor shall further prevent any of its employees or its Subcontractor employees from playing any recorded music devices or radios or wearing any radio headphone devices for entertainment while working on the Project. Likewise, Contractor shall prevent its employees or Subcontractor's employees from bringing any animal onto the Project. Contractors shall not violate any written school policies.

3.3.7 Delivery of Material

Contractor shall place orders for materials or equipment so that the Work may be completed in accordance with the Construction schedule for the Work as set forth in Article 8 of this Agreement. Contractor shall, upon demand from the Architect, furnish to the Architect documentary evidence including, but not limited to purchase orders, invoices, bills of materials, work orders and bills of

GENERAL CONDITIONS

loading, showing that orders have been placed. Contractor shall have a system to receive materials and to ensure that the proper materials are being delivered, including in the case of critical materials to the Project, checking the delivery against Shop Drawings and ensuring that the materials meet the requirements of not only the Plans and Specifications, but also the approved Shop Drawings and Submittals and in conformance with Contractor's plan for delivery of materials (including but not limited to Contractor's representations in the Schedules for the Project and Contractor's equipment and materials schedule under Article 3.7.2.2). Contractor shall be responsible for all costs of accepting non-conforming materials delivered to the Project given Contractor's responsibilities and system for acceptance of deliveries. Contractor shall notify Inspector and District Representative (including CM) as early as possible, in writing, of the delivery of materials for the Project. The deliveries shall include documentation identifying the shipment sufficiently so that the Inspector, Architect or District Representative (including CM) may review the materials that are received. Under no circumstances shall materials be delivered to the Project site that are meant for another Project.

3.3.8 Liens and Other Security Interests of Subcontractors and Material Suppliers

No material, supplies, or equipment for the Work shall be purchased subject to any chattel mortgage or under a conditional sale or other agreement by which an interest therein or in any part thereof is retained by seller or supplier. Contractor warrants good title to all material, supplies, and equipment installed or incorporated in Work and agrees upon completion of all Work to deliver premises, together with all improvements and appurtenances constructed or placed thereon by it, to District free from any claims, security interests, liens, or charges. Contractor further agrees that neither it nor any person, firm, or corporation furnishing any materials or labor for any Work covered by this Contract shall have any right to place a lien upon the premises or any improvement or appurtenance thereof, except that Contractor may install metering devices or other equipment of a utility company or political subdivision, title to which is commonly retained by the utility company or political subdivision. In event of installation of any such metering device or equipment, Contractor shall advise District as to its owner within five (5) days of such installation in writing, prior to making the installation.

Contractor agrees to indemnify, defend and hold the District harmless from any liens, stop notices, or assertion of security interests, including judgments and levies. If after written notice Contractor fails to address the lien, stop notice, or other security interest, the District may proceed to address the lien, stop notice or claim and seek reimbursement from Contractor.

3.3.9 Title to Materials

The title to new materials or equipment for the Work of this Contract shall remain with Contractor until incorporated in the Work of this Contract until final acceptance of the Project; no part of said materials shall be removed from its place of storage, and Contractor shall keep an accurate inventory of all said materials and equipment in a manner satisfactory to the District or its authorized representative. Responsibility for materials remains with Contractor and Contractor shall replace materials in case of loss. District similarly may pay for materials stored off site, but Contractor shall remain responsible for the materials that are stored off site.

3.3.10 Assemblies

For all material and equipment specified or indicated in the Drawings, the Contractor shall provide all labor, materials, equipment, and services necessary, (including engineering as specifically required with Shop Drawings or Deferred Approvals) for complete assemblies and complete working systems. Incidental items not indicated on the Drawings, nor mentioned in the Specifications, that can legitimately and reasonably be inferred to belong to the Work described, or be necessary in good practice

GENERAL CONDITIONS

to provide a complete assembly or system, shall be furnished as though itemized in the Contract Documents in every detail. In all instances, material and equipment shall be installed in strict accordance with each manufacturer's most recent published recommendations and Specifications.

3.3.11 Noise Control

The Contractor shall be responsible for the installation of noise reducing devices on construction equipment. Contractor shall comply with the requirements of the city and county having jurisdiction with regard to noise ordinances governing construction sites and activities. Construction equipment noise is subject to the control of the Environmental Protection Agency's Noise Control Program (Part 204 of Title 40, Code of Federal Regulations). If school is in session at any point during the progress of the Project, and, in the District's reasonable discretion, the noise from such Work disrupts or disturbs the students or faculty or the normal operation of the school, at the District's request, the Contractor shall schedule the performance of all such Work around normal school hours or make other arrangements so that the Work does not cause such disruption or disturbance. There are specific periods of testing at operational schools and it is critical that Contractor control noise during periods of testing. In no event shall Contractor have a right to receive additional compensation or an extension to the Contract time as a result of any such rescheduling or the making of such arrangements. These controls shall be implemented during site preparation and construction. All noise related issues, including school operations, and noise during testing should be detailed in the Schedule provided pursuant to Article 8.

3.3.12 Expectations of Contractor's Employee's

The project is located on School District property; therefore, contractors will be on location where students are present. Contractors must wear identifying uniforms, id badges and all applicable safety gear at all times while at the work site. All vehicles must be marked with the company name. All persons are strictly prohibited from looking at, speaking to, fraternizing with or any other method of communicating with students and school staff other than the Principal or designee. Alcohol, tobacco, drugs, weapons, violence, gang affiliation are not allowed on District property and any clothing, paraphernalia, markings, tattoos or other symbols or markings designating such items or affiliations are not permitted. The District has a no tolerance policy on the above requirements. Should any individual violate this policy, they will be immediately removed from the project and will not be permitted back on campus. Furthermore, the contractor may be removed from the job depending on the severity of the incident. The District will be the sole judge as to the severity of the incident and the removal of the contractor and/or person(s) affiliated.

3.4 WARRANTY

The Contractor warrants to the District and Architect that material and equipment furnished under the Contract will be of the highest quality and new unless otherwise required or permitted by the Contract Documents, that the Work will be free from defects not inherent in the quality required or permitted, and that the Work will conform with the requirements of the Contract Documents. Work not conforming to these requirements, including substitutions not properly approved and authorized, may be considered defective. Contractor's warranty to District includes, but is not limited to, the following representations:

3.4.1 In addition to any other warranties provided elsewhere, Contractor shall, and hereby does, warrant all Work after the date of Notice of Completion of Work by District and shall repair or replace any or all such Work, together with any other Work, which may be displaced in so doing that may prove defective in workmanship or materials within a one (1) year period from date of Final Completion which shall be no later than the final date of Punch List as noted at Article 9.11) without expense whatsoever to

GENERAL CONDITIONS

District, ordinary wear and tear, unusual abuse or neglect excepted. District will give notice of observed defects with reasonable promptness. Contractor shall notify District upon completion of repairs.

3.4.2 In the event of failure of Contractor to comply with above mentioned conditions within one week after being notified in writing, District is hereby authorized to proceed to have defects repaired and made good at expense of Contractor who hereby agrees to pay costs and charges therefore immediately on demand.

3.4.3 If, in the opinion of the District, defective Work creates a dangerous condition or requires immediate correction or attention to prevent further loss to the District, the District will attempt to give the notice required by this Article. If the Contractor cannot be contacted or does not comply with the District's requirements for correction within a reasonable time as determined by the District, the District may, notwithstanding the provisions of this article, proceed to make such correction or attention which shall be charged against Contractor. Such action by the District will not relieve the Contractor of the guarantee provided in this Article or elsewhere in this Contract.

3.4.4 This Article does not in any way limit the guarantee on any items for which a longer warranty is specified or on any items for which a manufacturer gives a guarantee for a longer period. Contractor shall furnish District all appropriate guarantee or warranty certificates upon completion of the project.

3.5 TAXES

Contractor will pay all applicable Federal, State, and local taxes on all materials, labor, or services furnished by it, and all taxes arising out of its operations under the Contract Documents. District is exempt from Federal Excise Tax, and a Certificate of Exemption shall be provided upon request.

3.6 PERMITS, FEES AND NOTICES

3.6.1 Payment

The Contractor shall secure and pay for all permits and governmental fees, licenses, and inspections necessary for proper execution and completion of the Work which are necessary after execution of the Contract and are legally required by any authority having jurisdiction over the Project, except those required by the Division of the State Architect (DSA). District shall be responsible for all testing and inspection as required by the DSA on-site or within the distance limitations set forth in Article 13.5.2, unless a different mileage range is specified in the Supplemental Conditions.

3.6.1.1 *DSA Fees.* DSA policy is to charge CCD review fees for processing and approval of changes in the Plans and Specifications through the Construction Change Document process. Contractor is specifically directed to the current DSA IR A-30 which provides fee structure and charges that will be incurred for proceeding with respect to the CCD process, a process that must be followed for each change in the Plans and Specifications.

3.6.2 Compliance

The Contractor shall comply with and give notices required by any law, ordinance, rule, regulation, and lawful order of public authorities bearing on performance of the Work. Specifically, the Division of State Architect provides State oversight of the Project and enforcement of Title 24 rules and regulations. Contractor is directed to the DSA website. There will be local governmental oversight from City, County or both. Finally, Regional Water Quality Control Board, State Fire Marshall, local fire

GENERAL CONDITIONS

marshal, Department of Industrial Relations, Department of Labor Standards Enforcement, and Air Quality Management District (Local and State) are some of the agencies that provide oversight and may require specific permits, fees, or provide oversight over the Project. Contractor represents understanding and specialized knowledge of the rules governing school districts and Contractor shall maintain compliance over the applicable rules and will file all documents required in order to ensure compliance with State, local, and other rules that apply to the Project.

3.6.3 Responsibility

The Contractor shall perform all Work in conformance with every law, statute, ordinance, building code, rule or regulation. The Contractor shall assume full responsibility for such Work and shall bear the attributable cost of correction or project delay.

Pursuant to Title 24 Section 4-343(b):

“Contractor shall carefully study the approved Plans and Specifications and shall plan a schedule of operations well ahead of time.... All inconsistencies or items which appear to be in error in the Plans and Specifications shall be promptly called to the attention of the architect or registered engineer, through the inspector, for interpretation or correction.”

To help Contractor plan its operations, Contractor is directed to study the current version of the DSA 152 Inspection Card Manual identifying the exact steps the Inspector is to follow in the review and sign off process for the DSA 152. The DSA 152 Inspection Card Manual provides specific detail as to the order of operations, review items and compliance items beyond the Specifications and Plans which are reviewed for DSA compliance. The most current version of this manual is located on DSA’s website.

Contractor is also specifically directed to the time periods for posting of Special Inspection Reports and Inspector Notifications under DSA PR 13-01 since the timing of Inspection is not a Governmental Entity related delay.

3.7 SUBMITTALS REQUIRED AT THE COMMENCEMENT OF THE PROJECT

3.7.1 Requirements Within Ten (10) Calendar Days

Within ten (10) calendar days after Notice to Proceed, Contract shall submit the following:

- 3.7.1.1 Detailed Schedule of Values (See Article 9.2)
- 3.7.1.2 Submittal Listing and Schedule for Submittals
- 3.7.1.3 Critical Path Baseline Schedule (See Article 8)

3.7.2 Requirements Within Thirty-Five (35) Calendar Days

Within thirty-five (35) calendar days after Notice to Proceed, Contractor shall submit the following:

3.7.2.1 *All Submittals for the Project* except those specifically agreed upon by District and Architect, in writing, and shall be specifically incorporated into the Submittal section of the Schedule so as to not delay the Work. The agreement to allow a later Submittal does not mean that Article 3.3.7 is waived. Contractor shall order materials and ensure prices are honored and secured for the Project.

GENERAL CONDITIONS

- a. Structural Steel may be included as a later Submittal than 35 days if Structural Steel is a significant portion of the Work, at least one or some of the Project is a structural steel structural system, or as specifically agreed upon by the Architect or District.
- b. It is specifically agreed that submissions of structural steel Submittals shall not be piecemeal (unless some portion is requested separately by the District or Architect), shall provide complete designs, shall be stamped by the structural steel Subcontractor, Contractor, and structural steel Subcontractor's structural engineer at time of submission and as further addressed in Article 3.9.
- c. In no case shall the submission of structural steel Drawings delay the critical path for the schedule. If a Milestone is provided for submission of complete structural steel Shop Drawings then the date shall be no later than as set forth in the Milestone

3.7.2.2 *Exceptions to Submittal Within Thirty-Five (35) Days by Written Agreement.* A written request detailing the specific reasons for a submission later than 35 days due to complexity of design or non-critical path status of the Submittal shall be submitted at the time the Baseline Schedule is submitted. The Baseline Schedule shall not include a delayed Submittal until written agreement is provided. In addition to the request for providing a Submittal after the thirty-five (35) day period, a copy of the Contract with the Subcontractor who shall be performing the Submittal, a written statement from the Subcontractor verifying that work has commenced on the Submittal and providing Subcontractor's own schedule of Milestones and completion dates, and a corresponding Submittal designation in the Schedule as required under Article 8. Approval of a delayed Submittal shall not result in any increase in the Contract Price or result in an extension of time for the completion of the Project.

3.7.2.3 *Piecemeal Submissions of Submittals.* Piecemeal Submittals mean providing portions of Shop Drawings or Submittals as they are being completed. The submission of piecemeal Submittals results in the appearance of a submission when there is inadequate information for the Architect or Engineer to adequately review a submission. Piecemeal differs from submission of complete buildings or phases of buildings or complete assemblies. The Architect may agree to allow submission of single buildings or areas as long as the Submittals are complete. .

3.8 DOCUMENTS, SAMPLES, AND COMPUTER AT THE SITE

The Contractor shall maintain at the Site for the District one current copy of the California Building Code, Titles 19 and 24 of the California Code of Regulations, any other document required by DSA, and one record copy of the Drawings, Specifications, Addenda, Change Orders, and other Modifications, in good order and marked currently to record changes and selections made during construction. In addition, the Contractor shall maintain at the Site approved Shop Drawings, Product Data, Samples, and similar required Submittals. These documents shall be available to the Architect and shall be delivered to the Architect for delivery to the District upon completion of the Work.

Contractor shall have an operational computer with internet access so Contractor can review and post documents as required for the Project, including but not limited to the filing and posting of DSA required documents for the Project.

Contractor shall be prepared to review documents posted to the DSA Project website.

GENERAL CONDITIONS

3.9 SUBMITTALS INCLUDING SHOP DRAWINGS, PRODUCT DATA, AND SAMPLES

3.9.1 Definitions

3.9.1.1 *Deferred Approvals.* Approval of certain aspects of the construction may be deferred until the construction Contract has been awarded. To facilitate the design process, DSA grants Deferred Approval to the design and detailing of certain elements of the Project at the request of the Architect or Engineer of Record. Design elements that may be deferred may include, but are not limited to access floors, bleachers, elevator guide rails and related elevator systems, exterior wall systems - precast concrete, glass fiber reinforced concrete, etc., skylights, window wall systems, storefronts, stage rigging, and other systems as noted in the Contract Documents. (Also see Article 1.2.2 and 3.9.3)

3.9.1.2 *Shop Drawings.* The term “Shop Drawings” as used herein means Drawings, diagrams, equipment or product schedules, and other data, which are prepared by Contractor, Subcontractors, manufacturers, suppliers, or distributors illustrating some portion of the Work, and includes: illustrations; fabrication, erection, layout and setting Drawings; manufacturer’s standard Drawings; schedules; descriptive literature, instructions, catalogs, and brochures; performance and test data including charts; wiring and control diagrams; and all other Drawings and descriptive data pertaining to materials, equipment, piping, duct and conduit systems, and methods of construction as may be required to show that the materials, equipment, or systems and their position conform to the requirements of the Contract Documents.

3.9.1.3 *Manufactured* applies to standard units usually mass-produced, and “Fabricated” means items specifically assembled or made out of selected materials to meet individual design requirements. Shop Drawings shall: establish the actual detail of all manufactured or Fabricated items, indicate proper relation to adjoining work, amplify design details of mechanical and electrical systems and equipment in proper relation to physical spaces in the structure, and incorporate minor changes of design or construction to suit actual conditions.

3.9.1.4 *Submittals* is a term used interchangeably and sometimes refers to Shop Drawings, Product Data, and samples since all Subcontractor submissions are tracked in a Submittal Log and may include any of the noted items. However, generally, a Submittal is a manufacturer’s product information and Product Data including description, characteristics, size, physical characteristics, and requirements to prepare the jobsite for receiving of the particular manufactured item.

3.9.1.5 *Samples.* The term “samples” as used herein are physical examples furnished by Contractor to illustrate materials, equipment, or quality and includes natural materials, Fabricated items, equipment, devices, appliances, or parts thereof as called for in the Specifications, and any other samples as may be required by the Architect to determine whether the kind, quality, construction, finish, color, and other characteristics of the materials, etc., proposed by the Contractor conform to the required characteristics of the various parts of the Work. All Work shall be in accordance with the approved samples.

3.9.2 Shop Drawings.

3.9.2.1 *When Shop Drawings Are Required.* Shop Drawings are required for prefabricated components and for installation and coordination of these prefabricated components into the Project. In addition, Shop Drawings, are prepared to address the actual size and installation of components from various Subcontractors and provides an opportunity for the Contractor to coordinate and address conflicts between the subcontracting trades. In some cases, each Subcontractor or trade will provide Shop Drawings in a BIM format or other format as agreed by District.

GENERAL CONDITIONS

3.9.2.2 *Purpose for Shop Drawings.* Shop Drawings are the Contractor's manufacturer, Subcontractor, supplier, vendor or the Contractor's detailed drawings showing particularized method for assembly, specifics to a manufacturer, manufacturer component installation requirements, specifics as to a manufactured item, alterations to a manufactured, a custom created item, or drawn version of more detailed information expanding on the Architect's design shown in the Contract Documents. The Shop Drawings address the appearance, performance, size, weight, characteristics and prescriptive descriptions associated with the Contractor or Contractor's Subcontractor's plan for installation or assembly based on the design in the Specifications and Contract Documents. The Shop Drawing often is more detailed than the information shown in the Contract Documents to give the Architect and Engineer the opportunity to review the fabricator's version of the product (along with particulars specific to that particular product), prior to fabrication. References to the Contract Documents, Construction Documents, Drawings, Plans, and Specifications assist the Architect and Engineer in their review of the Shop Drawings. Attachment of manufacturer's material Specifications, "catalog cut sheets," and other manufacturer's information may be provided to accompany Shop Drawings. Because Shop Drawings facilitate the Architect's and Engineer's approval of the system, they should be as clear and complete as possible so they may be reviewed by Architect or Engineer for the Project.

3.9.2.3 *Shop Drawing Requirements.* The Contractor shall obtain and submit with Shop Drawings all seismic and other calculations and all Product Data from equipment manufacturers. "Product Data" as used herein are illustrations, standard schedules, performance charts, instructions, brochures, diagrams, and other information furnished by the Contractor to illustrate a material, product, or system for some portion of the Work.

3.9.2.4 *Not a Reproduction of Architectural or Engineering Drawings.* The Shop Drawings are not a reproduction of the architectural or engineering Drawings. Instead, they must show more detail than the Construction Documents and details the fabrication and/or installation of the items to the manufacturer's production crew or Contractor's installation crews.

3.9.2.5 *Shop Drawings Engineering Requirements:* Some Shop Drawings require an engineer stamp to be affixed on the Drawings and calculations. In such cases, a current and valid engineering stamp shall be affixed by a California registered engineer. No out of State engineers shall stamp Shop Drawings. (See DSA IR A-18). In most cases, an engineer means California registered mechanical, structural, electrical or plumbing engineer. California Registered Civil Engineers will not be accepted for structural details unless specifically approved by DSA.

3.9.2.6 *DSA Approvals Required Prior to Work.* No work on a Shop Drawing that requires DSA approval may proceed until DSA approval is received. Contractor has provided DSA approval time and allowed adequate time for corrections in Contractor's Schedule as required pursuant to Article 8.

3.9.2.7 *Shop Drawing Identification.* All Shop Drawings must be properly identified with the name of the Project and dated, and accompanied by a letter of transmittal referring to the name of the Project and to the Specification section number for identification of each item clearly stating in narrative form, as well as "clouding" all qualifications, departures, or deviations from the Contract Documents. Shop Drawings, for each section of the Work shall be numbered consecutively and the numbering system shall be retained throughout all revisions. All Subcontractor submissions shall be made through the Contractor. Each drawing shall have a clear space for the stamps of Architect and Contractor.

3.9.3 Deferred Approvals

GENERAL CONDITIONS

Deferred approvals shall be submitted and processed to ensure all DSA and other governmental approvals are secured so as to not delay the Project. There may be additional requirements for Deferred Approvals at Division 1 of the Specifications. All Deferred Approvals shall be prepared by Contractor or Contractor's agent early enough so as to not delay the Project. Contractor is aware that Title 24 California Code of Regulations Section 4-317 have specific requirements for Deferred Approval as to governing agencies and as to the Architect and Engineer for the Project. As a result, any delay associated with the time for approval by applicable agencies or by the Architect or Architect's consultants shall be Contractor's. Contractor is required to comply with inclusion of Deferred Approvals in the Schedule as required under Article 3.9.6

3.9.3.1 *DSA Approvals Required Prior to Work.* No work on a Deferred Approval item may proceed on the components until DSA approval is received. Contractor has provided DSA approval time and allowed adequate time for any DSA revisions in Contractor's Schedule as required pursuant to Article 8.

3.9.4 Submittals and Samples

3.9.4.1 *Information Required With Submittals:* Manufacturer, trade name, model or type number and quantities: Information provided must be of sufficient detail to allow Architect and Engineer to compare the submitted item with the specified products and acceptable products listed, in the Specifications and addenda.

3.9.4.2 *Description of Use and Performance Characteristics:* Information should be furnished describing the normal use and expected performance of the product. The Architect and Contractor review this information to confirm that the product is appropriate for the intended use.

3.9.4.3 *Size and Physical Characteristics:* The size and physical characteristics, such as adjustment capabilities, which is reviewed by both the Contractor and Architect. The Contractor has the most available information for comparing adjoining materials and equipment. The Contractor also needs to know the size and weight of the equipment for lifting and handling considerations.

3.9.4.4 *Finish Characteristics:* The Architect reviews the available finishes and selects the appropriate finish, if the finish was not previously specified in the documents. The Contractor should confirm that finish requirements in the Specifications are being met by the product.

3.9.4.5 *Contractor Responsible for Jobsite Dimensions:* Some material is custom-fabricated to job conditions, requiring dimensions from the jobsite. These jobsite dimensions are provided by the Contractor as part of the Contractor's responsibilities for the Project and shall be provided prior to release of the product for manufacture. Contractor shall not rely on Architect or Engineers to provide jobsite dimensions.

3.9.4.6 *Full Range of Samples Required (When Specific Items Not Specified).* Except in cases where the exact color and type of item is specified since the District is utilizing items Standardized or pre-selected by District, the full range of color, graining, texture, or other characteristics are anticipated for review in finished products, a sufficient number of samples of the specified materials shall be furnished by the Contractor to indicate the full range of characteristics which will be present in the finished products. Products delivered or erected without Submittal and approval without providing a full range of samples shall be subject to rejection. Except for range samples, and unless otherwise called for in the various sections of the Specifications or Specification Section 1, samples shall be submitted in duplicate.

GENERAL CONDITIONS

3.9.4.7 *Labeling of Samples.* All samples shall be marked, tagged, or otherwise properly identified with the name of the submitting party, the name of the Project, the purpose for which the samples are submitted and the date.

3.9.4.8 *Transmittal letter.* All samples shall be accompanied by a letter of transmittal containing similar information, together with the Specification section number.

3.9.4.9 *Labels and Instructions.* All samples of materials shall be supplied with the manufacturer's descriptive labels and application instructions. Each tag or sticker shall have clear space for the review stamps of Contractor and Architect.

3.9.4.10 *Architect's Review.* The Architect will review and, if appropriate, approve submissions and will return them to the Contractor with the Architect's stamp and signature applied thereto, indicating the timing for review and appropriate action in compliance with the Architect's (or District's) standard procedures. In the cases where a CM is hired by the District, CM may be the party that receives and performance logging and initial processing of the Samples. CM may, in some cases, reject samples that are not in conformance with Contract requirements.

3.9.5 Submittal Submission Procedure

3.9.5.1 *Transmittal Letter and Other Requirements.* All Submittals must be properly identified with the name of the Project and dated, and each lot submitted must be accompanied by a letter of transmittal referring to the name of the Project and to the Specification section number for identification of each item clearly stating in narrative form, as well as "clouding" on the submissions, all qualifications, departures, or deviations from the Contract Documents. Shop Drawings, for each section of the Work shall be numbered consecutively and the numbering system shall be retained throughout all revisions. All Subcontractor submissions shall be made through the Contractor. Each drawing shall have a clear space for the stamps of Architect and Contractor. Refer to Division 1. In the case where a CM is hired on the Project, the CM may be designated to receive the Submittals for the Project, log the Submittals, and in some cases reject Submittals that do not conform to Contract requirements. Submittal Procedures for further information.

3.9.5.2 *Copies Required.* Each Submittal shall include one (1) legible, reproducible (if electronic is available, electronic copies shall also be provided) and five (5) legible prints of each drawing or schedule, table, cut sheet, etc., including fabrication, erection, layout and setting drawings, and such other drawings as required under the various sections of the Specifications, until final acceptance thereof is obtained. Subcontractor shall submit copies, in an amount as requested by the Contractor, of: (1) manufacturers' descriptive data for materials, equipment, and fixtures, including catalog sheets showing dimensions, performance, characteristics, and capacities; (2) wiring diagrams and controls; (3) schedules; (4) all seismic calculations and other calculations; and (5) other pertinent information as required by the District or Architect. See also Division 1.

3.9.5.3 *Corrections.* The Contractor shall make all corrections required by Architect, District or CM and shall resubmit, as required by Architect or CM, corrected copies of Shop Drawings or new samples until approved. Contractor shall direct specific attention in writing or on resubmitted Shop Drawings to revisions other than the corrections required by the Architect on previous submissions. Professional services required for more than one (1) re-review of required Submittals of Shop Drawings, Product Data, or samples are subject to charge to the Contractor pursuant to Article 4.5.

3.9.5.4 *Approval Prior to Commencement of Work.* No portion of the Work requiring a Shop Drawing or sample submission or other Submittal shall be commenced until the

GENERAL CONDITIONS

submission has been reviewed by Contractor and Architect (and CM, if applicable) and approved by Architect (and CM where applicable) unless specifically directed in writing by the Architect. All such portions of the Work shall be in accordance with approved Shop Drawings and samples.

3.9.5.5 *District's Property.* All Submittals, Shop Drawings, computer disks, BIM modeling information, clash checks, schedules, annotated Specifications, samples and other Submittals shall become the District's property upon receipt by the District or Architect.

3.9.6 Schedule Requirements for Submittals

Contractor shall obtain and shall submit all required Submittals (i.e. Shop Drawings, Deferred Approvals, Samples, etc.), in accordance with Contractor's "Schedule for Submission of Shop Drawings and Samples" as required in the scheduling portion of the General Conditions at Articles 8 and the Specifications (as long as the Specifications do not conflict with General Conditions. In the case of conflict, the conflicting provision shall be controlled by the General Conditions and the remaining Specifications sections shall be interpreted as if the general conditions language is inserted) with such promptness as to cause no delay in its own Work or in that of any other contractor or subcontractor but in no event later than thirty five (35) days after the Notice to Proceed is issued except in the specific cases noted as an exception under Article 3.7.2.1. No extensions of time will be granted to Contractor or any Subcontractor because of its failure to have Shop Drawings and samples submitted in accordance with this article, Division 1 and the Schedule. Each Subcontractor shall submit all Shop Drawings, samples, and manufacturer's descriptive data for the review of the District, the Contractor, and the Architect through the Contractor.

3.9.6.1 *Consideration of Schedule.* Contractor has considered lead times, DSA or other agency governmental review times, Architect or Engineer review times, manufacturing seasons, and specific long lead procurement concerns for all submittals for the Project.

3.9.7 General Submittal Requirements

3.9.7.1 *Contractor Submittal Representations and Coordination.* By submitting Shop Drawings, Product Data, samples, etc., the Contractor represents that it has determined and verified all materials, field measurements, catalog numbers, related field construction criteria, and other relevant data in connection with each such submission, and that it has checked, verified, and coordinated the information contained within such Submittals with the requirements of the Work and of the Contract Documents, including the construction schedule.

3.9.7.2 *Contractor Coordination.* Contractor shall stamp, sign, and date each Submittal indicating its representation that the Submittal meets all of the requirements of the Contract Documents and evidence Contractor's review through execution of the following stamp to be placed on each Shop Drawings:

"[Contractor] has reviewed and approved the field dimensions and the construction criteria, and has also made written notation regarding any information in the Shop Drawings and Submittals that does not conform to the Contract Documents. This Shop Drawing or Submittal has been coordinated with all other Shop Drawings and Submittals received to date by me as Contractor and this duty of coordination has not been delegated to Subcontractors, material suppliers, the Architect, or the Engineers on this Project.

Signature of Contractor and date

GENERAL CONDITIONS

3.9.7.3 *No Deviation from Contract Documents.* The submission of the Shop Drawings, Product Data, samples, etc., shall not deviate from the *requirements* of the Contract Documents including detailing and design intent which is specifically outlined in Contract Documents except as specifically authorized by the Architect or through an accepted substitution pursuant to Article 3.10.4. All deviations from the Contract Documents shall be narratively described in a transmittal accompanying the Shop Drawings. However, Shop Drawings shall not be used as a means of requesting a substitution, the procedure for which is defined in Article 3.10.4, “Substitutions.”

3.9.7.4 *Contractor Responsibility for Shop Drawings Conformance to Contract Documents.* Review by District and Architect shall not relieve the Contractor or any Subcontractor from its responsibility in preparing and submitting proper Shop Drawings in accordance with the Contract Documents.

3.9.7.5 *Incomplete Submittals.* Any submission, which in Architect’s opinion is incomplete, contains errors, or has been checked superficially, will be returned not reviewed by the Architect for resubmission by the Contractor. Refer to Submittal Procedures of the Specifications for additional information. The Contractor shall be responsible for any related delays and shall not be the basis for any Claim.

3.9.7.6 *Shop Drawings and Submittals Shall Not Be Used as a Method to Make a Substitution.* Shop Drawings and Submittals shall not be used as a means of requesting a substitution or to make changes in the Contract Documents. If changes are made to the Contract Documents through the Shop Drawings, the Architect shall have the right to reject the Submittal. If the Architect does not note the deviation from the approved Plans and Specifications, the Contractor is still responsible for the change and the Architect or the District may require the Shop Drawings be revised to properly reflect the approved Contract Documents. The Architect or District may also require that the Contractor bear all costs under Article 4.5 and consequential damages associated with a CCD to revise Plans and Specifications to accommodate the deviation from approved Plans and Specifications.

3.9.7.7 Extent of Review. In reviewing Shop Drawings, the Architect will not verify dimensions and field conditions. The Architect will review and approve Shop Drawings, Product Data, samples, etc., for aesthetics and for conformance with the design concept of the Work and the information in the Contract Documents. The Architect’s review shall neither be construed as a complete check which relieves the Contractor, Subcontractor, manufacturer, fabricator, or supplier from responsibility for any deficiency that may exist or from any departures or deviations from the requirements of the Contract Documents unless the Contractor has, in writing, called the Architect’s attention to the deviations at the time of submission. The Architect’s review shall not relieve the Contractor or Subcontractors from responsibility for errors of any sort in Shop Drawings or schedules, for proper fitting of the Work, coordination of the differing Subcontractor trades and Shop Drawings and Work which is not indicated on the Shop Drawings at the time of submission of Shop Drawings. Contractor and Subcontractors shall be solely responsible for any quantities which may be shown on the Submittals or Contract Documents.

3.10 SUBSTITUTIONS

3.10.1 Definition

A Substitution is a change in product, material, equipment, or method of construction from those required by the Construction Documents proposed by the Contractor. For this Project, a Substitution is subject to the filing of a Construction Substitution Request Form at the time of bid and meeting the requirements of this Article.

GENERAL CONDITIONS

3.10.2 One Product Specified

Unless the Specifications state that no substitution is permitted, whenever the Contract Documents indicate any specific article, device, equipment, product, material, fixture, patented process, form, method, or type of construction or any specific name, make, trade name, or catalog number, with or without the words “or equal,” such specification shall be deemed to be used for the purpose of facilitating description of the material, process, or article desired and shall be deemed to be followed by the words “or equal.” Subject to the requirements of properly submitting a Substitution Request for as Addressed in Article 3.10.4, the Contractor may, unless otherwise stated, offer any material, process, article, etc., which shall be materially equal or better in every respect to that so indicated or specified (“Specified Item”) and will completely accomplish the purpose of the Contract Documents.

3.10.3 Products Specified Which Are Commercially Unavailable

If the Contractor fails to make a request for substitutions for products, prior to the submission of its bid, and such products subsequently become commercially unavailable, the Contractor may request a substitution for such commercially unavailable item. The decision to grant this request is solely at the District’s discretion. The written approval of the District, consistent with the procedure for Change Orders, shall be required for the use of a proposed substitute material. The District may condition its approval of the substitution upon the delivery to District of an extended warranty or other assurances of adequate performance of the substitution as well as an equitable deduction in the Contract Price should the substituted item cost less than the Specified Item. All risks of delay due the approval of a requested substitution by the DSA, or any other governmental agency having jurisdiction, shall be on the requesting party. All additional costs, DSA review costs, all procurement and construction delays, and all costs for review by the Architect or its consultants shall be the responsibility of the Contractor and will be deducted from Contractor’s pay request.

3.10.4 Substitution Request Form

Requests for substitutions of products, materials, or processes in place of a Specified Item must be in writing on the District’s Substitution Request Form (“Request Form”) at the time of submitting bids to the District, except as provided for in Article 3.10.3.

The Request Form must be accompanied by evidence as to whether the proposed substitution:

- a. Is equal in quality/service/ability to the Specified Item;
- b. Will entail no changes in detail, construction, and scheduling of related work;
- c. Will be acceptable in consideration of the required design and artistic effect;
- d. Will provide no cost disadvantage to the District;
- e. Will require no excessive or more expensive maintenance, including adequacy and availability of replacement parts; and
- f. Will required no change of the construction schedule.

In completing the Request Form, the bidder must state, with respect to each requested substitution, whether the bidder will agree to provide the Specified Item in the event that the District denies

GENERAL CONDITIONS

the bidder's request for such requested substitution. In the event that the bidder has agreed in the Request Form to provide the Specified Item and the District denies the bidder's requested substitution for a Specified Item, the bidder shall provide the Specified Item without any additional cost or charge to the District.

After bids are opened, the apparent lowest bidder shall provide, within five (5) days of opening such bids, any and all Drawing, Specifications, samples, performance data, calculations, and other information, as may be required to assist the Architect, CM and the District in determining whether the proposed substitution is acceptable. The burden of establishing these facts shall be upon the bidder.

After the District's receipt of such evidence by the bidder, the District will make its final decision as to whether the bidder's request for substitution for any Specified Items will be granted. The decision as to whether a proposed request for substitution is equal to a Specified Item shall be at the sole discretion of the District. Any request for substitution that is granted by the District shall be documented and processed through a Change Order. Contractor must submit a complete Submittal of the requested substitution and a Shop Drawing showing configuration, dimensions, and other critical information associated with the substitution that meets the requirements of Article 3.9. The District may condition its approval of any substitution upon delivery to the District of an extended warranty or other assurances of adequate performance of the substitution. Any and all risks of delay due to approval by the DSA or any other governmental agency having jurisdiction shall be on the bidder.

If the Architect and District accept a proposed substitution, the Contractor agrees to pay for all DSA review costs, engineering and design services, including, without limitation, compensation to the Architect and affected engineers for their required time to process such substitution through the Division of the State Architect, if required, and to make all changes and adjustments in materials or the work of all trades directly or indirectly affected by the substituted item or items at no cost to the District.

3.10.5 Substitution Requests After Bid

The District, in its sole discretion, may accept a request for substitution by the Contractor or may request Contractor substitute a specified item. Any substitutions requested after bids are opened shall be subject to the same conditions and requirements set forth in Article 3.10.4 above. If any substitutions, that in the District or Architect's determination, results in a credit to the District, the credit amount shall be agreed upon in writing, otherwise, the request for substitution shall be deemed denied.

3.11 INTEGRATION OF WORK

3.11.1 Scope

The Contractor shall be responsible for cutting, fitting, or patching to complete the Work and to make all parts fit together properly. Contractor shall be responsible for ensuring that all trades are coordinated and scheduled so as to ensure the timely and proper execution of the work. When modifying existing work or installing new Work adjacent to existing work, Contractor shall match, as closely as conditions of Site and materials will allow, the finishes, textures, and colors of the original work, refinishing existing work at no additional cost to District. All cost caused by defective or ill-timed work shall be borne by Contractor. Contractor shall be solely responsible for protecting existing work on adjacent properties and shall obtain all required permits for shoring and excavations near property lines.

3.11.2 Structural Members

New or existing structural members and elements, including reinforcing bars and seismic bracing, shall not be cut, bored, or drilled except by written authority of the Architect. Work done contrary

GENERAL CONDITIONS

to such authority is at the Contractor's risk and subject to replacement at its own expense without reimbursement under the Contract. Schedule delays resulting from Agency approvals for unauthorized work shall be the Contractor's responsibility.

3.11.3 Subsequent Removal

Permission to patch any areas or items of the Work shall not constitute a waiver of the District's or the Architect's right to require complete removal and replacement of the areas of items of the Work if, in the opinion of the Architect or the District, the patching does not satisfactorily restore quality and appearance of the Work or does not otherwise conform to the Contract Documents.

3.12 CLEANING UP

3.12.1 Contractor's Responsibility to Clean Up

Contractor at all times shall keep premises free from debris such as waste, dust, excess water, storm water runoffs, rubbish, and excess materials and equipment. Contractor shall not leave debris under, in, or about the premises, but shall promptly remove same from the premises and dispose of it in a lawful manner. Disposal receipts or dump tickets shall be furnished to the Architect within five (5) days of request.

Contractor shall remove rubbish and debris resulting from the Work on a daily basis. Contractor shall maintain the structures and Site in a clean and orderly condition at all times until acceptance of the Project by the District. Contractor shall keep its access driveways and adjacent streets, sidewalks, gutters and drains free of rubbish, debris and excess water by cleaning and removal each day. All concrete, sidewalks, and paths of travel shall be broom cleaned daily.

3.12.2 General Final Clean-Up

Upon completion of Work, Contractor shall employ experience workers or professional cleaners for final cleaning. Contractor shall clean each surface to the condition expected in a normal, commercial, building cleaning and maintenance program including, but not limited to, the performance of the following:

- a. Clean interior and exterior of buildings, including fixtures, equipment, walls, floors, ceilings, roofs, window sills and ledges, horizontal projections, and any areas where debris has collected, so surfaces are free from foreign material or discoloration;
- b. Clean the Project site. The grounds should be cleared of any Contractor equipment, raked clean of debris and trash removed. Sweep paved areas broom clean;
- c. Repair or replace any damaged materials. Replace any chipped or broken glass;
- d. Remove any and all stains;
- e. Remove labels that aren't permanent labels;
- f. Clean and polish all glass, plumbing fixtures, equipment, finish hardware and similar finish surfaces. Remove any glazing compounds;

GENERAL CONDITIONS

- g. Remove temporary utilities, fencing, barricades, planking, sanitary facilities and similar temporary facilities from Site;
- h. Remove temporary film that remains on any hardware, doors or other surfaces; and
- i. Seal the bottom and tops of all doors.

3.12.3 Special Clean-Up.

In addition to the general cleaning, the following special cleaning shall be done at the completion of the Work in accordance with the Specifications including, but not limited to:

- a. Remove putty stains from glazing, then wash and polish glazing;
- b. Remove marks, stains, fingerprints and other soil or dirt from painted, stained or decorated work;
- c. Remove temporary protection and clean and polish floors and waxed surfaces;
- d. Clean and polish hardware and plumbing trim; remove stains, dust, dirt, plaster and paint;
- e. Wipe surfaces of mechanical and electrical equipment;
- f. Remove spots, soil, plaster and paint from tile work, and wash tile;
- g. Clean all fixtures and equipment, remove excess lubrication, clean light fixtures and lamps, polish metal surfaces;
- h. Vacuum-clean carpeted surfaces; and
- i. Remove debris from roofs, down spout and drainage system.

3.12.4 Failure to Cleanup

If the Contractor fails to clean up as provided in the Contract Documents, the District may do so, and the cost thereof shall be the responsibility of the Contractor pursuant to Article 2.2 and seek a Deductive Change Order.

3.13 ACCESS TO WORK

The Contractor shall provide the District, the Architect, Engineers and the Inspector of Record, access to the Work in preparation and progress wherever located. Contractor shall provide safe and proper facilities for such access so that District's representatives may perform their functions.

CONTRACTOR IS AWARE THAT THIS CONTRACT MAY BE SPLIT INTO SEVERAL PHASES AS ADDRESSED IN ARTICLE 6.

3.13.1 Special Inspection, Inspections or Tests Out of State, Out of Country or Remote from Project

GENERAL CONDITIONS

If Contractor has a Subcontractor or supplier that requires in plant or special inspections or inspections or tests that are out of the country, out of the state, or a distance of more than 200 miles from the Project site, the Special Inspector or Inspector shall be provided access so the special inspection or inspection may occur in the remote location. In some cases, the DSA Inspector may also require access in addition to Special Inspectors and individuals performing tests. Inspections/tests shall occur during normal work hours. See also Article 4.3.6.

3.14 ROYALTIES AND PATENTS

3.14.1 Payment and Indemnity for Infringement

Contractor shall hold and save the District and its officers, agents, and employees, the Construction Manager, the Architect, and the Architect's consultants harmless from liability of any nature or kind, including cost and expense, for or on account of any patented or unpatented invention, process, article, or appliance manufactured or used in the performance of the Contract, including its use by the District, unless otherwise specifically provided in the Contract Documents, and unless such liability arises from the sole negligence, or active negligence, or willful misconduct of the District, the Architect, or the Architect's consultants.

3.14.2 Review

The review by the Architect of any method of construction, invention, appliance, process, article, device, or material of any kind shall be for its adequacy for the Work and shall not be an approval for the use by the Contractor in violation of any patent or other rights of any person or entity.

3.15 INDEMNIFICATION

3.15.1 Contractor

See Agreement Form. Contractor shall ensure that its contract with each of its Subcontractors contains provisions requiring the Subcontractors to defend, indemnify and hold harmless the District, Architect, Inspector, the State of California to a minimum level as set forth in this Article and consistent with the indemnity and hold harmless language in the Agreement Form.

The Contractor's and Subcontractors' obligation to defend, indemnify and hold harmless the District, Architect, Inspector, the State of California and their officers, employees, agents and independent contractors hereunder shall include, without limitation, any and all claims, damages, and costs for the following: (1) any damages or injury to or death of any person, and damage or injury to, loss (including theft), or loss of use of, any property; (2) breach of any warranty, express or implied; (3) failure of the Contractor or Subcontractors to comply with any applicable governmental law, rule, regulation, or other requirement; (4) products installed in or used in connection with the Work; and (5) any claims of violation of the Americans with Disabilities Act ("ADA").

3.16 SUBMISSION OF DAILY REPORTS

3.16.1 General

By 10:00 a.m. on the following business day, the Contractor shall submit a Daily Report to the Inspector and copy the Architect for the previous day's Work. If there is a Construction Manager, the original Daily Report is to be provided to the Construction Manager and copies sent to the Architect and the Inspector. Daily Reports shall be prepared on forms approved by the District, together with

GENERAL CONDITIONS

applicable delivery tickets, listing all labor, materials, and equipment involved for that day. The District reserves the right to note inconsistencies or inaccuracies in the Daily Reports. In such cases, pertinent notes shall be entered by each party to explain points which cannot be resolved that day. Each party shall retain a signed copy of the report. Daily Reports by Subcontractors or others shall be submitted through the Contractor.

3.16.2 Labor

The Daily Report shall show names of workers, classifications, hours worked and hourly rate. The locations where work occurred shall also be identified in the Daily Report. Project superintendent expenses are not allowed.

3.16.3 Materials

The Daily Report required shall describe and list quantities of materials used and unit costs.

3.16.4 Equipment

The Daily Report required shall show type of equipment, size, identification number, and hours of operation, including loading and transportation, if applicable, and hourly/daily cost. Move-on and move-off fees shall be noted.

3.16.5 Other Services and Expenditures

Other services and expenditures shall be described in the Daily Report in detail as the District requires.

3.16.6 Failure to Submit Daily Report

If Contractor does not submit its Daily Report by 10 am the next business day, the Inspector of Record shall prepare a Daily Report addressing each of the above items. The cost for the Inspector's services to prepare the Daily Report shall be addressed through a Deductive Change Order under Article 7.7.4.

3.17 AS-BUILT DRAWINGS AND ANNOTATED SPECIFICATIONS

Throughout the duration of the Project, Contractor shall maintain on a current basis an accurate and complete set of As-Built Drawings (and Annotated Specifications) clearly showing all changes, revisions to Specifications and substitutions during construction, including, without limitation, field changes and the final location of all electrical and mechanical equipment, utility lines, ducts, outlets, structural members, walls, partitions, and other significant features. In case a Specification allows Contractor to elect one of several brands, makes, or types of material or equipment, the annotations shall show which of the allowable items the Contractor has furnished. The Contractor will update the As-Built Drawings and Annotated Specifications as often as necessary to keep them current, but no less often than weekly.

Contractor shall update As-Built Drawings with complete information on an area of Work at or near the time when the Work is being performed and prior to any DSA 152 sign off and prior to any Work being covered.

GENERAL CONDITIONS

The As-Built Drawings and Annotated Specifications shall be kept at the Site and available for review and inspection by the District and the Architect. Failure to maintain and update the As-Built Drawings is a basis to withhold Progress Payments pursuant to Article 9.6.

3.17.1 Upon Beneficial Occupancy

Contractor shall obtain and pay for reproducible Plans upon Beneficial Occupancy. Contractor shall deliver Plans to District Representative (Construction Manager if one is hired for the Project).

3.17.2 As-Builts at Completion of Work

Upon completion of the Work and prior to and as a condition precedent to Application for Retention Payment, the Contractor will provide one neatly prepared and complete set of As-Built Drawings and Annotated Specifications to the District. Contractor shall certify the As-Builts as a complete and accurate reflection of the actual construction conditions of the Work by affixing a stamp indicating the Drawings are As-Builts and certifying accuracy on the final set of As-Builts. Failure to deliver a complete As-Built set of Drawings may result in significant withholdings to ensure Work is properly documented. See Article 9.9.1.

3.17.3 Log of Control and Survey Documentation

Contractor shall complete and maintain an accurate log or all control and survey documentation for the Project as the Work progresses. All reference and control points shall be recorded on the As-Built Drawings. The basis of elevations shall be one of the established benchmarks that must be maintained on the As-Builts.

3.17.4 Record Coordinates for Key Items

Contractor shall record, by coordinates, all utilities on-site with top of pipe elevations, major grade and alignment changes, rim, grate or top of curb and flow line elevations of all drainage structures and sewer manholes. Contractor shall update record information at or near the time when work is occurring in an area and prior to DSA 152 sign off on any category of Work and prior to covering the Work.

3.17.5 BIM As-Built Drawings

If BIM is utilized for the Project, then an electronic version of such As-Built Drawings and Annotated Specifications will be delivered to District (in an acceptable format to District).

3.18 EQUIPMENT MANUALS

Contractor shall obtain and furnish three (3) complete sets of manuals containing the manufacturers' instructions for maintenance and operation of each item of equipment and apparatus furnished under the Contract Documents and any additional data specifically requested under the various sections of the Specifications for each division of the Work. The manuals shall be arranged in logical, sequential order, labeled, indexed, and placed in three-ring binders. At the completion of its Work, the Contractor shall certify, by endorsement thereon, that each of the manuals is complete, accurate, and covers all of its Work. Prior to submittal of Contractor's Application for Retention Payment, and as a further condition to its approval by the Architect, each Subcontractor shall deliver the manuals, arranged in logical, sequential order, labeled, indexed, endorsed, and placed in three-ring binders, to the Contractor, who shall

GENERAL CONDITIONS

assemble these manuals for all divisions of the Work, review them for completeness, and submit them to the District through the Architect.

3.19 DIR REGISTRATION

Strict compliance with all DIR registration requirements in accordance with Labor Code sections 1725.5 and 1771.1 is a material obligation of the Contractor and all of its subcontractors (of any tier) under the Contract Documents. The foregoing includes, without limitation, compliance with DIR registration requirements at all times during performance of the Work by the Contractor and all of its subcontractors of any tier. The failure of the Contractor and all subcontractors of any tier to be properly registered with DIR at all times during performance of the Work is a material breach of the Contract and subject to termination for cause.

An affirmative and ongoing obligation of the Contractor under the Contract Documents is the verification that all subcontractors of any tier are at all times during performance of the Work are in full and strict compliance with the DIR registration requirements. The Contractor shall not permit or allow any subcontractor of any tier to perform any Work without the Contractor's verification that all subcontractors are in full and strict compliance with the DIR registration requirements. Any subcontractors of any tier not properly registered with DIR shall be substituted in accordance with Labor Code section 1771.1. Contractor or its subcontractors of any tier shall not be entitled to any additional costs or time arising from or in any way related to compliance with the DIR registration requirements.

GENERAL CONDITIONS

ARTICLE 4 ADMINISTRATION OF THE CONTRACT AND CLAIMS

4.1 ARCHITECT

4.1.1 Replacement of Architect

In the case of the termination of the Architect, the District may appoint an Architect or another construction professional or may perform such functions with its own licensed professional personnel. The status of the replacement Architect under the Contract Documents shall be the same as that of the former Architect.

4.2 ARCHITECT'S ADMINISTRATION OF THE CONTRACT

4.2.1 Status

Pursuant to Titles 2 of the California Code of Regulations and as required pursuant to the Field Act, Education Code 17280 et seq., the Architect will provide administration of the Contract Documents and the Work, and will be the District's representative during construction, as well as during the one (1) year period following the commencement of any warranties. The Architect will have authority to act on behalf of the District only to the extent provided in the Contract Documents.

4.2.2 Site Visits

The Architect will visit the Site at intervals necessary in the judgment of the Architect to become generally familiar with the progress and quality of the Work and to determine in general if the Work is being performed in accordance with the Contract Documents and as otherwise required by DSA.

4.2.3 Limitations of Construction Responsibility

The Architect, District and CM shall not have control over, charge of, or be responsible for construction means, methods, techniques, schedules, sequences or procedures, fabrication, procurement, shipment, delivery, receipt, installation, or for safety precautions and programs in connection with the Work, since these are solely the Contractor's responsibility under the Contract Documents. The Architect, District and CM shall not be responsible for the Contractor's, Subcontractors', material or equipment suppliers', or any other person's schedules or failure to carry out the Work in accordance with the Contract Documents. The Architect, District and CM shall not have control over or charge of acts or omissions of the Contractor, Subcontractors, their agents or employees, or any other persons or entities performing or supplying portions of the Work. The Contractor shall not be relieved of obligations to perform the Work in accordance with the Contract Documents either by activities or duties of the Architect, District or CM in the Architect, District or CM's administration of the Contract Documents, or by tests, inspections, or approvals required or performed by persons other than the Contractor.

4.2.4 Communications Facilitating Contract Administration

Except where a CM is on the Project, or as otherwise provided in the Contract Documents or when direct communications are warranted by special circumstances, the District and the Contractor shall communicate through the Architect. In the cases where a CM is hired for the Project, all communication shall be through the CM (unless otherwise directed) with copies to the District, Architect and Inspector. Where direct communication is necessary between the District and the Contractor, the District's communication shall be through the District's authorized designated person. The Architect and

GENERAL CONDITIONS

CM shall be promptly informed, and shall receive copies of all written communications. Contractor shall not rely upon any communications from the District that is not from the District's Representative. Communications by and with the Architect's consultants shall be through the Architect. Communications by and with Subcontractors and material or equipment suppliers shall be through the Contractor. In the case where a CM is hired for the Project, the CM shall be the main point of contact for communication of information. Copies should be sent to the Architect, District Representative and Inspector.

4.2.5 Payment Applications

The Architect will review and make recommendations to the District regarding the amounts due the Contractor on the Certificates for Payment pursuant to Article 9.3.4 and subject to the Inspector's review, (CM review, if applicable) and Architect's observation. This review of Payment Applications is sometimes called a "Pencil Draft." Return of a Pencil Draft shall constitute the District's dispute of the Payment Application that has been submitted. Contractor shall promptly respond to Pencil Drafts or Contractor's Payment Applications may be delayed. Contractor's failure to promptly respond to a Pencil Draft shall qualify as a delay in the Prompt Payment of a Request for Payment or Request for Retention.

4.2.6 Rejection of Work

In addition to the rights, duties, and obligations of the Inspector under this Article, the Architect may recommend to the District that the District reject Work which does not conform to the Contract Documents. Whenever the Architect considers it necessary or advisable to achieve the intent of the Contract Documents, the Architect (and/or CM) may recommend to the District that the District require additional inspection or testing of the Work in accordance with Article 13.5, whether or not such Work is Fabricated, installed, or completed. District may have Non-conforming Work removed and replaced pursuant to Article 9.7. However, neither this authority of the Architect (or CM) nor a decision made in good faith either to exercise or not to exercise such authority shall give rise to a duty or responsibility of the Architect (or CM) to the Contractor, Subcontractors, material and equipment suppliers, their agents or employees, or other persons performing portions of the Work.

Contractor shall, without charge, replace or correct Work found by the District to not be in conformance to Contract requirements. Contractor shall promptly segregate and remove rejected materials from the Project site.

This section is in addition to and separate from the legal duties associated with a Notice of Non-Compliance and the remedies associated with a Notice of Non-Compliance which are addressed at Article 7.1.2.

4.2.7 Warranties upon Completion

The Architect (and where applicable CM), in conjunction with the Inspector will conduct field reviews of the Work to determine the date of Substantial Completion and of Final Completion, shall receive and forward to the District for the District's review written warranties and related documents required by the Contract and assembled by the Contractor, and will issue a final Certificate for Payment when the Architect believes the Work has been completed in compliance with the requirements of the Contract Documents (See Article 9.11 for Close-Out). The handling by the Architect (or where applicable CM) of such warranties, maintenance manuals, or similar documents shall not diminish or transfer to the Architect any responsibilities or liabilities required by the Contract Documents of the Contractor or other entities, parties, or persons performing or supplying the Work.

GENERAL CONDITIONS

On some Projects, the District will take a phased occupancy of the Project. In those cases, the District may commence the running of warranties on the buildings, or phases that are accepted after Punch List is completed and the District has accepted Completion of the separate phase. A separate Notice of Completion may be filed for the separate building or phase of work and warranties shall commence for the separate phase only to the extent that warranties do not require coordination or connection to other buildings or other parts of the site and only if the warranted item is completed to its entirety in the segregated building or phased area.

If written warranties are not provided at the time the Punch List is nearing completion, Architect (with recommendations from the CM and Inspector) shall determine the dollar value of the warranties and shall make recommendation for withholdings necessary to effectuate the transfer of such warranties to the District for future use as part of the Punch List for the Project pursuant to Article 9.6.

Warranties are not commenced through utilizing of equipment for testing and operation as necessary to acclimate buildings or where necessary to test systems.

4.2.8 Interpretation

The Architect will interpret and decide matters concerning performance and requirements of the Contract Documents. Architect shall make clarifications as necessary to interpret the Contract Documents.

4.3 PROJECT INSPECTOR

4.3.1 General

One or more Project Inspectors employed by the District and approved by the Division of the State Architect will be assigned to the Work in accordance with the requirements of Title 24 of the California Code of Regulations. The Inspector(s) duties are as specifically defined in Title 24 Section 4-333 and 4-342 and in DSA IR A-8.

4.3.2 Inspector's Duties and DSA Noted Timelines for Inspection

All Work shall be under the observation of the Inspector. Contractor shall establish a protocol for requesting inspection with Inspector so as to not delay the Work and provide adequate time for the Inspector to perform inspection. If such a protocol is not established ahead of time, Inspector may utilize the time criteria set by Title 24 of 48 hours in advance of submitting form DSA 156 for each new area. The Inspector shall have free access to any or all parts of the Work at any time. The Contractor shall furnish the Inspector such information as may be necessary to keep the Inspector fully informed regarding progress and manner of Work and character of materials. Such observations shall not, in any way, relieve the Contractor from responsibility for full compliance with all terms and conditions of the Contract, or be construed to lessen to any degree the Contractor's responsibility for providing efficient and capable superintendence. The Inspector is not authorized to make changes in the Drawings or Specifications nor shall the Inspector's approval of the Work and methods relieve the Contractor of responsibility for the correction of subsequently discovered defects, or from its obligation to comply with the Contract Documents.

Inspector shall electronically post DSA required documents on the DSA electronic posting website. It is the Contractor's responsibility to determine the status of posting and determine if all the criteria for sign off of a category of Work on the Project Inspection Card (Form DSA 152) as defined more thoroughly in the most current version of the DSA 152 manual posted on the DSA website.

GENERAL CONDITIONS

Inspector may collaborate with Contractor about approval of areas that may be constructed and approved incrementally under the DSA 152 card pursuant to the guidelines of PR-13 at Article 1.17. Inspector shall work with Contractor to present incremental approval proposals to DSA.

4.3.3 Inspector's Authority to Reject or Stop Work

The Inspector shall have the authority to reject Work whenever provisions of the Contract Documents are not being complied with, and Contractor shall instruct its Subcontractors and employees accordingly. In addition, the Inspector may stop any Work that poses a probable risk of harm to persons or property. The Contractor shall instruct its employees, Subcontractors, material and equipment suppliers, etc., accordingly. The absence of any Stop Work Order or rejection of any portion of the Work shall not relieve the Contractor from any of its obligations pursuant to the Contract Documents.

4.3.4 Inspector's Facilities

Within seven (7) days after the notice to proceed, the Contractor shall provide the Inspector with the temporary facilities as required. More specific requirements for the Inspector facilities may be further described under Division 1 of the Specifications.

4.3.5 Testing Times

The District will provide inspection and testing at its cost during the normal eight (8) hour day Monday through Friday (except holidays). Work by the Contractor outside of the normal eight (8) hour day shall constitute an authorization from the Contractor to the District to provide inspection and testing as required outside of the normal eight (8) hour day. Contractor shall provide adequate time for inspections so as to not delay the Work. An advanced timing protocol may be established pursuant to Article 4.3.2. If the Contractor is behind Schedule then it is incumbent on the Contractor to provide advance forecast through look ahead of the anticipated date for inspection so the Inspector may plan their activities so as to not delay the Project. Contractor shall reimburse District for any additional costs associated with inspection and testing (including re-inspection and re-testing) outside the normal Monday through Friday eight-hour day and for any retests caused by the Trade Contractor.

While the Contractor is provided a set number of calendar days to complete the project, and if listed in the general or supplementary general conditions, or approved by the District, the contractor may work outside of hours listed above, it is understood that this is done at the convenience of the Contractor. If the Contractor works outside of the standard hours/days listed above, any and all inspection and testing costs will be the sole burden of the contractor. Only inspection and testing costs during normal working hours, as listed in the paragraph above, may be the responsibility of the District. This requirement does not change any requirements as to when an inspector is required to be on site.

It is the Contractor's responsibility to request special inspections with sufficient time so all testing may be timely completed and posted so work may proceed and the Inspector's signature is attached to the Project Inspection Card (Form 152). Specifically, timely request for special inspection under the DSA Verified Report Forms 291 (laboratory), DSA Verified Report Form 292 (Special Inspection), and DSA Verified Report 293 (geotechnical) since DSA requirements under PR 13-01 specifically gives the Special Inspections 14 days to post to the DSA website. Failure to plan and pay (if applicable) for quicker delivery of Special Inspections may be counted as Float, but is not considered Governmental Delay Float under Article 8.1.4.

4.3.6 Special Inspections, Inspections or Tests Out of State, Out of Country or Remote from Project

GENERAL CONDITIONS

If Contractor has a Subcontractor or supplier that requires in plant or special inspections, inspections or tests that are out of the country, out of the state or a distance of more than 200 miles from the Project Site, the District shall provide the Special Inspector or individual performing tests time for inspection and testing during normal work hours. Contractor, however, is responsible for the cost of travel, housing, food, out of area premiums that may be in the Inspector/Testing Agreement with District, or other expenses necessary to ensure proper inspection, special inspection or testing is provided by a DSA Certified Inspector, Special Inspector, or individual performing tests. In some cases all three (DSA Inspector, Special Inspector, and Tester) may be required. In addition, if the DSA Certified Inspector, Special Inspector, or individual performing test has contractual travel clauses or special rates for out of town inspection, Contractor is responsible for all costs associated with the contractual travel costs in addition to all other costs. Arrangements for inspection and/or testing shall be made far enough in advance so as to not delay the Work.

4.4 STOP WORK ORDER

DSA may issue a Stop Work Order, or an Order to Comply, when either (1) the Work proceeds without DSA approval; (2) the Work proceeds without a DSA Inspector of Record, or (3) where DSA determines that the Work is not being performed in accordance with applicable rules and regulations, and would compromise the structural integrity of the Project or would endanger lives. If a Stop Work Order is issued, the Work in the affected area shall cease until DSA withdraws the Stop Work Order. Pursuant to Education Code section 17307.5(b), the District shall not be held liable in any action filed against the District for any delays caused by compliance with the Stop Work Order, except to the extent that an error or omission by the District is the basis for the issuance of the Stop Work Order.

Examples of Stop Work Orders that may be issued by DSA include DSA Bulletin 07-04 and Policy 10-01, the installation of automatic fire sprinkler systems without approved Plans, covering Work that has not been approved by Inspector on DSA Project Inspection Card (Form 152).

4.5 RESPONSIBILITY FOR ADDITIONAL CHARGES INCURRED BY THE DISTRICT FOR PROFESSIONAL SERVICES

If at any time prior to the completion of the requirements under the Contract Documents, the District is required to provide or secure additional professional services (including CM, Inspection, Architect, Engineering and Special Consultant Services) for any reason by any act of the Contractor, the District may seek a Deductive Change Order for any costs incurred for any such additional services, which costs shall be deducted from the next progress payment. A Deductive Change Order shall be independent from any other District remedies and shall not be considered a waiver of any District rights or remedies. If payments then or thereafter due to the Contractor are not sufficient to cover such amounts, the Contractor shall pay the difference to the District. Additional services shall include, but shall not be limited to, the following:

- a. Services made necessary by the default of the Contractor (Article 14 or Article 2.2).
- b. Services made necessary due to the defects or deficiencies in the Work of the Contractor (Article 2.2 and Article 9.6).
- c. Spurious or frivolous RFI's issued that do not conform to the requirements of Article 7.4. Issuance of the same RFI after receiving an answer from the Architect or Engineer
- d. Review of Schedules that are provided by Contractor that do not Conform with the Requirements of Article 8.

GENERAL CONDITIONS

- e. Preparation of a CCD or ICD to correct a Contractor Deficiency, or Contractor Caused Notice of Non-Compliance (Article 7.3).
- f. Review of Incomplete Shop Drawings or Submittals, including the submission of Piecemeal Shop Drawings or Submittals unless piecemeal Submittals are specifically agreed upon by District (Article 3.9)
- g. Services required by failure of the Contractor to perform according to any provision of the Contract Documents.
- h. Services in connection with evaluating substitutions of products, materials, equipment, Subcontractors' proposed by the Contractor, and making subsequent revisions to Drawings, Specifications, obtaining DSA approvals, DSA costs for review of CCD's, other governmental agency review costs, and providing other documentation required (except for the situation where the specified item is no longer manufactured or available). (Article 3.10)
- i. Services for evaluating and processing Claims or Disputes submitted by the Contractor in connection with the Work outside the established Change Order process.
- j. Services required by the failure of the Contractor to prosecute the Work in a timely manner in compliance within the specified time of completion.
- k. Services in conjunction with the testing, adjusting, balancing and start-up of equipment other than the normal amount customarily associated for the type of Work involved.
- l. Services in conjunction with more than one (1) re-review of Submittals of Shop Drawings, Product Data, samples, RFI's etc.

4.6 DISPUTES AND CLAIMS

4.6.1 Decision of Architect

Disputes between District and Contractor involving money or time, including those alleging an error or omission by the Architect shall be referred initially to the Architect for action as provided in Article 4.6.2 within ten (10) days after Contractor's Article 7 request for Change is denied. If there is a CM, the CM shall receive the Dispute and may review and also assemble opinions and documents to assist the Architect. A decision by the Architect, as provided in Article 4.6.5, shall be required as a condition precedent to proceeding with remedies set forth in Article 4.6.9 as to all such matters arising prior to the date Retention Payment Application is due, regardless of whether such matters relate to execution and progress of the Work, or the extent to which the Work has reached Final Completion.

The condition precedent of an Architect decision shall be waived if: (1) the position of Architect is vacant; (2) the Architect has not received evidence or has failed to render a decision within agreed time limit; (3) the Architect has failed to take action required under Article 4.6.5 within thirty (30) days after the Claim is made, forty-five (45) days have passed after the Claim has been referred to the Architect; or (4) the Claim relates to a stop notice claim not arising from any extra Change Order or Immediate Change Directive for which approval has not been provided.

4.6.2 Architect's Review

GENERAL CONDITIONS

The Architect (and CM) will review Disputes and take one or more of the following preliminary actions upon receipt of a Dispute: (1) request additional supporting data from the claimant; (2) submit a schedule to the parties indicating when the Architect expects to take action; (3) reject the Dispute in whole or in part, stating reasons for rejection; (4) recommend approval of the Claim; or (5) suggest a compromise. The Architect may also, but is not obligated to, notify the Surety, if any, of the nature and amount of the Claim.

4.6.2.1 *Architectural Immunity.* Architect review of Claims shall be impartial and meant to resolve Disputes. Pursuant to the case, Huber, Hunt & Nichols, Inc. v. Moore (1977) 67 Cal.App.3d 278, the Architect is provided a quasi-judicial immunity for interpreting and deciding Disputes between the District and Contractor.

4.6.3 Documentation if Resolved

If a Dispute has been resolved, the Architect (and/or CM) will prepare a Change Order or obtain appropriate documentation to document the terms for Board approval.

4.6.4 Actions if Not Resolved

If a Dispute has not been resolved and all documentation requested pursuant to Article 4.6.2 has been provided, the Contractor shall, within ten (10) days after the Architect's preliminary response, assemble all the documents involved in the Dispute including copies of all back-up documentation of costs and the basis for the Dispute and take one or more of the following actions: (1) modify the initial Dispute; (2) notify the Architect that the initial Dispute stands; or (3) supplement with additional supporting data and re-submit to the Architect under Article 4.6.2.

4.6.5 Architect's Written Decision

If a Dispute has not been resolved after consideration of the foregoing and of other evidence presented by the parties or requested by the Architect, the Architect (or Architect through CM) shall provide a written decision twenty (20) days after compliance with Article 4.6.4. Upon expiration of such time period, the Architect (or Architect through CM) will render to the parties its written decision relative to the Dispute, including any change in the Contract Sum or Contract Time or both.

The Architect may also request reasonable additional time to complete Architect's written decision.

If the resolution of the Dispute by the Architect is not satisfactory to the Contractor and copies of all back-up documentation of costs and the basis for the Dispute is fully articulated in a package of material that is complete, the Contractor may then submit a Claim to the District under Article 4.6.9

4.6.6 Continuing Contract Performance

Pending final resolution of a Dispute or Claim, including, negotiation, mediation, arbitration, or litigation, the Contractor shall proceed diligently with performance of the Contract, and the District shall continue to make any undisputed payments in accordance with the Contract (less any withholdings or offsets). If the Dispute or Claim is not resolved, Contractor agrees it will neither rescind the Contract nor stop the progress of the work, but Contractor's sole remedy shall be to submit such controversy to determination by a court of competent jurisdiction in the county where the Project is located, after the Project has been completed, and not before.

GENERAL CONDITIONS

4.6.6.1 *District's Option to Submit Individual Disputes to Arbitration during Claims and Disputes Process.* At the District's sole option, in order to more efficiently resolve Claims during the Project and prior to the completion of the Claims Process, pursuant to Government Code section 9201, the District may submit individual Disputes or Claims for binding arbitration and Contractor agrees to the resolution of for each individual Dispute or Claim by an Arbitrator, including resolution of time and delays. If binding arbitration is utilized for individual disputes, such resolution is full and final as to that particular Dispute or Claim. THIS INDIVIDUAL DISPUTE ARBITRATION PROCESS IS NOT AN ARBITRATION CLAUSE AND SHALL NOT BE CONSTRUED AS AN AGREEMENT TO ARBITRATE. THIS INDIVIDUAL DISPUTES ARBITRATION PROCESS IS FOR THE SOLE PURPOSE OF STREAMLINING AND RESOLVING CLAIMS DURING CONSTRUCTION AND SHALL BE REQUESTED ON SPECIFIC INDIVIDUAL ITEMS BY THE DISTRICT PRIOR TO RETENTION PAYMENT (EVEN IF THERE ARE DEDUCTIONS MADE FROM RETENTION PAYMENT) WHICH REPRESENTS THE FINAL COMPLETION OF THE PROJECT.

- a. If there is no Retention remaining on the Project, individual Disputes initiated prior to Project Final Completion shall continue until a final disposition of the Arbitration or resolution of the individual Claim or Dispute.
- b. No Tolling. The Arbitration process shall not toll the Disputes, Claims, or Appeals process under Article 4.6 or the requirement to submit Claims to Court under Article 4.6.9.4.

4.6.7 Claims for Concealed Trenches or Excavations Greater Than Four Feet Below the Surface

When any excavation or trenching extends greater than four feet below the surface or if any condition involving hazardous substances are encountered:

- a. Immediately upon discovery, The Contractor shall promptly, and before the following conditions are disturbed, notify the District, by telephone and in writing, of the condition except:
 1. If such condition is a hazardous waste condition, Contractor's bid includes removal or disposal of hazardous substances. Material that the Contractor believes may be a material that is hazardous waste, as defined in Section 25117 of the Health and Safety Code, is required to be removed to a Class I, Class II, or Class III disposal site in accordance with the provisions of existing law. In such case, the notice bulletin procedures of Article 7 apply.
 2. Subsurface or latent physical conditions at the Site differing from those indicated in the Drawings, Specifications, Soils Report, and from Contractor's own investigation under Article 2.1.
 3. Unknown physical conditions at the Site of any unusual nature, different materially from those ordinarily encountered and generally recognized as inherent in Work of the character provided for in the Contract.
- b. The District shall investigate the conditions, and if District finds that the conditions do materially so differ, do involve hazardous waste, and cause a decrease or

GENERAL CONDITIONS

increase in the Contractor's cost of, or the time required for, performance of any part of the Work shall issue a Change Order or Construction Change Document under the procedures described in the Contract.

- c. In the event that a dispute arises between the public entity or District and the Contractor whether the conditions materially differ, involve hazardous waste, or cause a decrease or increase in the Contractor's cost of, or time required for, performance of any part of the Work, the Contractor shall not be excused from any scheduled Completion Date provided for by the Contract, but shall proceed with all Work to be performed under the Contract. The Contractor shall retain any and all rights provided either by Contract or by law which pertain to the resolution of disputes and protests between the contracting parties.

4.6.8 Dispute Concerning Extension of Time.

If Contractor and District cannot agree upon an extension of time, whether compensable or not, then Contractor must have first completed the procedures set forth in Article 8.4. Upon completion of the procedures set forth under Article 8.4, Contractor must then comply with the requirements in this Article including those set forth under Article 4.6.9.

4.6.9 Claims Procedures

Pursuant to the remedies under Public Contract Code section 9201 and Government Code section 930.2, Contractor, through execution of this Agreement, also agrees to comply with the Claims requirements of Article 4.6 to quickly and efficiently resolve disputes. Further, to provide a level of accuracy to the records submitted, the District shall have the right to audit books and records pursuant to Article 13.11 based on the actual costs incurred and to reduce the uncertainty in resolving disputes with limited information.

4.6.9.1 *Procedure Applicable to All Claims*

- a. Definition of Claim: A "Claim" is where a Dispute between the parties rises to the level where backup documentation is assembled and provided to the District as a separate demand by the Contractor for (1) time extension, (2) payment of money or damages arising from Work done by or on behalf of the Contractor pursuant to the Contract and payment of which is not otherwise expressly provided for or the claimant is not otherwise entitled to, or (3) and amount the payment of which is disputed by the District. (If the Claim is for damages associated with a DSA Stop Work Order, the Contractor shall not be entitled to a request for Compensation, but shall be entitled to utilize Governmental Delay Float (See Article 8.1.5.1.))
- b. Filing Claim Is Not Basis to Discontinue Work: The Contractor shall promptly comply with Work under the Contract or Work requested by the District even though a written Claim has been filed. The Contractor and the District shall make good faith efforts to resolve any and all Claims that may arise during the performance of the Work covered by this Contract.
- c. Claim Notification: The Contractor shall within seven (7) calendar days after the written decision of the Architect, or if the time period for

GENERAL CONDITIONS

Architect's decision has passed under Article 4.6.1, submit a notification, in writing, with the District (and the District's CM) stating clearly the basis for the Claim. If the notification is not submitted within seven (7) days after the written decision of the Architect or the passage of time under Article 4.6.1, the Contractor shall be deemed to have waived all right to assert the Claim, and the Claim shall be denied. Claims submitted after the Retention Payment date shall also be considered null and void by the District. All Claims shall be reviewed pursuant to Articles 4.6.1 through 4.6.5.

The Formal Notification of Claim must be presented as follows:

- (1) The term "Claim" must be at the top of the page in no smaller than 20 point writing.
 - (2) All documentation submitted pursuant to Article 4.6 to the Architect shall be submitted with the "Claim."
 - (3) A stack of documents, copy of all Project documents, or the submission of random documents shall not constitute an adequate reference to supporting documentation.
 - (4) Any additional or supporting documentation that Contractor believes is relevant should be submitted at this time.
- d. Formal Claim Appeal Submission: If the Contractor does not concur with the District's decision regarding the Claim Notification, the Contractor will issue a formal Claim Appeal within fourteen (14) days of receipt of the District's decision and all detailed information in support of the Claim Appeal within thirty (30) days. All appeals shall be submitted before Retention Payment. If the Claim Appeal is not submitted within fourteen (14) calendar days and detailed information within thirty (30) days, the Contractor shall be deemed to have waived its right to assert the Claim and the Claim shall be denied. Contractor's failure to submit any detailed information which is in the possession of Contractor shall render such information inadmissible by Contractor at trial, arbitration or other legal proceeding.
- e. Appeal Claim Format: The Contractor shall provide all written detailed documentation which supports the Claim, including but not limited to: arguments, justifications, cost, estimates, Schedule analysis and detailed documentation. The format of the Claim Appeal shall be as follows:
1. Cover letter.
 2. Summary of factual basis of Claim and amount of Claim.
 3. Summary of the basis of the Claim, including the specific clause and section under the Contract under which the Claim is made.
 4. Documents relating to the Claim, including:

GENERAL CONDITIONS

- a. Specifications sections in question.
 - b. Relevant portions of the Drawings
 - c. Applicable Clarifications (RFI's)
 - d. Other relevant information, including responses that were received.
 - e. Contractor Analysis of Claim merit.
 - (a) Contractor's analysis of any Subcontractor vendor Claims that are being passed through.
 - (b) Any analysis performed by outside consultants
 - (c) Any legal analysis that Contractor deems relevant
 - f. Break down of all costs associated with the Claim.
 - g. For Claims relating to time extensions, an analysis and supporting documentation evidencing any effect upon the critical path in conformance with the requirements of Article 8.4 chronology of events and related correspondence.
 - h. Applicable Daily Reports and logs.
 - (a) If the Daily Reports or Logs are not available, lost or destroyed, there shall be a presumption that the lost documentation was unfavorable to the Contractor. See California Civil Jury Instruction 204.
 - i. For Claims involving overhead, cost escalation, acceleration, disruption or increased costs, a full version of job costs reports organized by category of work or Schedule of Values with budget information tracked against actual costs. Any and all supporting back-up data, including the original bid (and associated original unaltered metadata).
 - (a) The metadata and bid information shall be provided confidentially and subject to a protective order to prevent dissemination to other contractors or to the public. However, the bid documentation should remain intact and available for review and inspection in case of this type of increased cost Claim.
 - (b) This data on the bid shall be made available to any District attorneys or experts and shall also be utilized as evidence for any legal proceedings.
 - (c) If the bid documentation is not available, lost or destroyed, there shall be a presumption that the lost bid documentation was unfavorable to the Contractor. See California Civil Jury Instruction 204.
- f. Certification: The Contractor (and Subcontractors, if applicable) shall submit with the Claim a certification under penalty of perjury:
1. That the Contractor has reviewed the Claim and that such Claim is made in good faith;

GENERAL CONDITIONS

2. Supporting data are accurate and complete to the best of the Contractor's knowledge and belief;
 3. The amount requested accurately reflects the amount of compensation for which the Contractor believes the District is liable.
 4. That the Contractor is familiar with Government Code sections 12650 et seq. and Penal Code section 72 and that false claims can lead to substantial fines and/or imprisonment.
- g. Signature of Certification: If the Contractor is not an individual, the certification shall be executed by an officer or general partner of the Contractor having overall responsibility for the conduct of the Contractor's affairs.
- h. Mandatory Claim Appeal Procedure: The Contractor's Claim Appeal shall be denied if it fails to follow the requirements of this Article.

4.6.9.2 District (through CM or District's Agent or Attorney) May Request Additional Information: Within thirty (30) days of receipt of the Claim Appeal and the information under this Article, the District may request in writing any additional documentation supporting the Claim or documentation relating to defenses to the Claim which the District may assert. If additional documents are required, the time in which the Claim is evaluated may be extended by a reasonable time so the Claim and additional documents may be reviewed. *Claims Procedures in Addition to Government Code Claim*. Nothing in the Claims procedures set forth in this Article 4 of the General Conditions shall act to waive or relieve the Contractor from meeting the requirements set forth in Government Code section 900 et seq.

4.6.9.3 *Binding Arbitration of Individual Claim Issues*. To expedite resolution of Claims pursuant to Public Contract Code section 9201, at the District's sole option, the District may submit individual Claims to Arbitration prior to Retention Payment consistent with the requirements of Article 4.6.6.1.

4.6.9.4 *Resolution of Claims in Court of Competent Jurisdiction*. If Claims are not resolved under the procedure set forth and pursuant to Article 4.6.9, such Claim or controversy shall be submitted to a court in the County of the location of the Project after the Project has been completed, and not before.

4.6.9.5 *Warranties, Guarantees and Obligations*. The duties and obligations imposed by these General Conditions and the rights and remedies available hereunder to the parties hereto, and, in particular but without limitation, the warranties, guarantees and obligations imposed upon Contractor by the General Conditions and amendments thereto; and all of the rights and remedies available to District and Architect thereunder, are in addition to, and are not to be construed in any way as a limitation of, any rights and remedies available to any or all of them which are otherwise imposed or available by laws or regulations by special warranty or guarantee or by other provisions of the Contract Documents, and the provisions of this Article will be as effective as if repeated specifically in the Contract Documents in connection with each particular duty, obligation, right and remedy to which they apply.

GENERAL CONDITIONS

ARTICLE 5 SUBCONTRACTORS

5.1 DEFINITIONS

5.1.1 Subcontractual Relations Bound to Same Contract Terms at General Contractor

By appropriate agreement, written where legally required for validity, the Contractor shall require each Subcontractor, to the extent of the Work to be performed by the Subcontractor, to be bound to the Contractor by terms of the Contract Documents, and to assume toward the Contractor all the same obligations and responsibilities, assumed by Contractor pursuant to the Contract Documents. Each subcontract agreement shall preserve and protect the rights of the District and the Architect under the Contract Documents with respect to the Work to be performed by the Subcontractor so that subcontracting thereof will not prejudice such rights. Where appropriate, the Contractor shall require each Subcontractor to enter into similar agreements with Sub-subcontractors. The Contractor shall make available to each proposed Subcontractor, prior to the execution of the subcontract agreement, copies of the Contract Documents to which the Subcontractor will be bound. Upon written request of the Subcontractor, the Contractor shall identify to the Subcontractor the terms and conditions of the proposed subcontract agreement, which may be at variance with the Contract Documents. Subcontractors shall similarly make copies of applicable portions of such documents available to their respective proposed Sub-subcontractors.

5.1.2 Subcontractor Licenses and DIR Registration

All Subcontractors shall be properly licensed by the California State Licensing Board. All Subcontractors (of any tier) performing any portion of the Work must comply with the Labor Code sections 1725.5 and 1771.1 and must be properly and currently registered with the California Department of Industrial Relations and qualified to perform public works pursuant to Labor Code section 1725.5 throughout the duration of the Project. No portion of the Work is permitted to be performed by a Subcontractor of any tier unless the subcontractor is properly registered with DIR. Any Subcontractors of any tier not properly registered with DIR shall be substituted in accordance with Labor Code section 1771.1.

5.1.3 Substitution of Subcontractor

Substitution of Subcontractors shall be permitted only as authorized under Public Contract Code §§ 4107 et seq. Any substitutions of Subcontractors shall not result in any increase in the Contract Price or result in the granting of any extension of time for the completion of the Project.

5.1.4 Contingent Assignment of Subcontracts and Other Contracts

Each subcontract, purchase order, vendor contract or agreement for any portion of the Work is hereby assigned by the Contractor to the District provided that:

- a. Such assignment is effective only after Termination of this Contract with the Contractor by the District as provided under Article 14 and only for those subcontracts and other contracts and agreements that the District accepts by notifying the Subcontractor or Materialman (as may be applicable) in writing; and
- b. Such assignment is subject to the prior rights of the Surety(ies) obligated under the Payment Bond and Performance Bond.

GENERAL CONDITIONS

- c. The Contractor shall include adequate provisions for this contingent assignment of subcontracts and other contracts and agreements in each such document.

GENERAL CONDITIONS

ARTICLE 6 CONSTRUCTION BY DISTRICT OR BY SEPARATE CONTRACTORS

6.1 DISTRICT'S RIGHT TO PERFORM CONSTRUCTION AND TO AWARD SEPARATE CONTRACTS

6.1.1 Separate Contracts.

6.1.1.1 District reserves the right to let other contracts in connection with this Work. Contractor shall afford other contractors reasonable opportunity for (1) introduction and storage of their materials; (2) access to the Work; and (3) execution of their work. Contractor shall properly connect and coordinate its work with that of other Contractors.

6.1.1.2 If any part of Contractor's Work depends on proper execution or results of any other contractor, the Contractor shall inspect and within seven (7) days or less, report to Architect, in writing, any defects in such work that render it unsuitable for proper execution of Contractor's Work. Contractor will be held accountable for damages to District for that Work which it failed to inspect or should have inspected. Contractor's failure to inspect and report shall constitute its acceptance of other contractors' Work as fit and proper for reception of its Work, except as to defects which may develop in other contractors' work after execution of the other contractor's work.

6.1.1.3 To ensure proper execution of its subsequent Work, Contractor shall measure and inspect Work already in place and shall at once report to the Architect in writing any discrepancy between executed Work as built and the Contract Documents.

6.1.1.4 Contractor shall ascertain to its own satisfaction the scope of the Project and nature of any other contracts that have been or may be awarded by District in prosecution of the Project and the potential impact of such Work on the Baseline Schedule or Schedule updates.

6.1.1.5 Nothing herein contained shall be interpreted as granting to Contractor the exclusive occupancy at the site of Project. Contractor shall not cause any unnecessary hindrance or delay to any other contractor working on the Project Site. If execution of any contract by the District is likely to cause interference with Contractor's performance of this Contract, once Contractor provides District timely written notice and identifies the Schedule Conflict, District shall decide which contractor shall cease work temporarily and which contractor shall continue, or whether Work can be coordinated so that contractors may proceed simultaneously.

6.1.1.6 District shall not be responsible for any damages suffered or extra costs incurred by Contractor resulting directly or indirectly from award or performance or attempted performance of any other contract or contracts at the Project necessary for the performance of the Project (examples include Electrical Utility Contractor, separate offsite contractor, a separate grading contractor, furniture installation etc.)

CONTRACTOR IS AWARE THAT THIS CONTRACT MAY BE SPLIT INTO SEVERAL PHASES BASED ON DOCUMENTATION PROVIDED WITH THIS BID OR DISCUSSED AT THE JOB WALK. CONTRACTOR HAS MADE ALLOWANCE FOR ANY DELAYS OR DAMAGES WHICH MAY ARISE FROM COORDINATION WITH CONTRACTORS REQUIRED FOR OTHER PHASES. IF ANY DELAYS SHOULD ARISE FROM ANOTHER CONTRACTOR WORKING ON A DIFFERENT PHASE, CONTRACTOR'S SOLE REMEDY FOR DAMAGES, INCLUDING DELAY DAMAGES, SHALL BE AGAINST THE

GENERAL CONDITIONS

CONTRACTOR WHO CAUSED SUCH DAMAGE AND NOT THE DISTRICT. CONTRACTOR SHALL PROVIDE ACCESS TO OTHER CONTRACTORS FOR OTHER PHASES AS NECESSARY TO PREVENT DELAYS AND DAMAGES TO OTHER CONTRACTORS WORKING ON OTHER PHASES OF CONSTRUCTION.

6.1.2 District's Right to Carry Out the Work

See Article 2.2.

6.1.3 Designation as Contractor

When separate contracts are awarded to contractors on the Project Site, the term "Contractor" in the Contract Documents in each case shall mean the Contractor who executes each separate District/Contractor Agreement.

6.1.4 District Notice to the Contractor of Other Contractors

The Contractor shall have overall responsibility to reasonably coordinate and schedule Contractor's activities with the activities of the District's forces and of each separate contractor with the Work of the Contractor, who shall cooperate with them. The Contractor shall participate with other separate contractors and the District in reviewing their construction schedules when:

- a. Notice is provided in the Contract Documents of other scope of Work,
- b. In the case where there is known Work to be performed by other Contractors
- c. For outside contractors hired by utilities
- d. Where the Contract Document provides "Work by Others" or "By Others"
- e. Where specifically noted during the Pre-Bid Conference
- f. Where specifically noted in the Mandatory Job Walk
- g. By CO or ICD,
- h. With respect to the installation of :
 1. Furniture,
 2. Electronics and networking equipment,
 3. Cabling,
 4. Low voltage,
 5. Off-site work,
 6. Grading (when by a separate contractor),
 7. Environmental remediation when excluded by the Contract Documents (i.e. asbestos, lead or other hazardous waste removal)
 8. Deep cleaning crews,
 9. Commissioning and testing,
 10. Keying and re-keying,
 11. Programming

GENERAL CONDITIONS

6.1.4.2 Exception where no Coordination is Required on the Part of the Contractor for Turn Key Operations. If the Contractor has specifically outlined a “Turn Key” or “Complete Delivery” of a final completed operational school in writing as part of the Baseline Schedule..

6.1.4.3 The Contractor shall make any revisions to the Baseline Schedule (or Schedule Update) and Contract Sum deemed necessary after a joint review and mutual agreement. The Baseline Schedule (or Schedule Update) shall then constitute the Schedules to be used by the Contractor, separate contractors, and the District until subsequently revised. Additionally, Contractor shall coordinate with Architect, District, and Inspector to ensure timely and proper progress of Work.

6.2 CONSTRUCTIVE OWNERSHIP OF PROJECT SITE AND MATERIAL

Upon commencement of Work, the Contractor becomes the constructive owner of the entire site, improvements, material and equipment on Project site. Contractor must ensure proper safety and storage of all materials and assumes responsibility as if Contractor was the owner of the Project site. All risk of loss or damage shall be borne by Contractor during the Work until the date of Completion. As constructive owner of the Project site, Contractor must carry adequate insurance in case of calamity and is not entitled to rely on the insurance requirements as set forth in this Agreement as being adequate coverage in case of calamity.

6.3 DISTRICT’S RIGHT TO CLEAN UP

If a dispute arises among the Contractor, separate contractors, and the District as to the responsibility under their respective contracts for maintaining the premises and surrounding area free from waste materials and rubbish as described in Article 3.12, the District may clean up and allocate the cost among those it deems responsible.

GENERAL CONDITIONS

ARTICLE 7 CHANGES IN THE WORK

7.1 CHANGES

7.1.1 No Changes Without Authorization

There shall be no change whatsoever in the Drawings, Specifications, or in the Work without an executed Change Order, Change Order Request, Immediate Change Directive, or order by the Architect for a minor change in the Work as herein provided. District shall not be liable for the cost of any extra work or any substitutions, changes, additions, omissions, or deviations from the Drawings and Specifications unless the District's Governing Board or designated representative with delegated authority (subject to Board ratification) has authorized the same and the cost thereof approved in writing by Change Order or executed Construction Change Document. No extension of time for performance of the Work shall be allowed hereunder unless claim for such extension is made at the time changes in the Work are ordered, and such time duly adjusted in writing in the Change Order. The provisions of the Contract Documents shall apply to all such changes, additions, and omissions with the same effect as if originally embodied in the Drawings and Specifications. Notwithstanding anything to the contrary in this Article 7, all Change Orders shall be prepared and issued by the Architect and shall become effective when approved by the District's Governing Board, the Architect, and the Contractor.

Should any Change Order result in an increase in the Contract Price, the cost of such Change Order shall be agreed to, in writing, in advance by Contractor and District and be subject to the monetary limitations set forth in Public Contract Code section 20118.4 (Please check with the District since there are different interpretations of the limitations of Public Contract Code section 20118.4 depending on the County the Project is located). In the event that Contractor proceeds with any change in Work without first notifying District and obtaining the Architect's and District's consent to a Change Order, Contractor waives any Claim of additional compensation for such additional work and Contractor takes the risk that a Notice of Non-Compliance may issue, a critical path Project delay may occur, and the Contractor will also be responsible for the cost of preparation and DSA CCD review fees for a corrective DSA approved Construction Change Document.

CONTRACTOR UNDERSTANDS, ACKNOWLEDGES, AND AGREES THAT THE REASON FOR THIS NOTICE REQUIREMENT IS SO THAT DISTRICT MAY HAVE AN OPPORTUNITY TO ANALYZE THE WORK AND DECIDE WHETHER THE DISTRICT SHALL PROCEED WITH THE CHANGE ORDER OR ALTER THE PROJECT SO THAT SUCH CHANGE IN WORK BECOMES UNNECESSARY AND TO AVOID THE POSSIBLE DELAYS ASSOCIATED WITH THE ISSUANCE OF A NOTICE OF NON-COMPLIANCE.

7.1.2 Notices of Non-Compliance

Contractor deviation or changes from approved Plans and Specifications may result in the issuance of a Notice of Non-Compliance (See DSA Form 154). Contractor is specifically notified that deviations from the Plans and Specifications, whether major or minor, may result in the requirement to obtain a DSA Construction Change Document to correct the Notice of Non-Compliance. (See Article 7.3.1 for Definition of CCD). In some cases, the lack of a DSA approved CCD AND verification from the Inspector that a Notice of Non-Compliance has been corrected may result in a critical path delay to the next stage of Work on the Project. Specifically, a deviation from approved Plans and Specifications may prevent approval of the category of Work listed in the DSA 152 Project Inspection Card. Any delays that are caused

GENERAL CONDITIONS

by the Contractor's deviation from approved Plans and Specifications shall be the Contractor's responsibility.

7.1.3 Architect Authority

The Architect will have authority to order minor changes in the Work that do not involve DSA Approval not involving any adjustment in the Contract Sum, or an extension of the Contract Time.

7.2 CHANGE ORDERS ("CO")

A CO is a written instrument prepared by the Architect and signed by the District (as authorized by the District's Governing Board), the Contractor, and the Architect stating their agreement upon all of the following:

- a. A description of a change in the Work;
- b. The amount of the adjustment in the Contract Sum, if any; and
- c. The extent of the adjustment in the Contract Time, if any.

A CO may be comprised of ICD's, Response to RFP's and COR's

7.3 CONSTRUCTION CHANGE DOCUMENT (CCD Category A, and CCD Category B) and IMMEDIATE CHANGE DIRECTIVE (ICD)

7.3.1 Definitions

7.3.1.1 *Construction Change Document (CCD)*. A Construction Change Document is a DSA term that is utilized to address changes to the DSA approved Plans and Specifications. There are two types of Construction Change Documents. (1) DSA approved CCD Category A (DSA Form 140) for Work affecting structural, access compliance or fire/ life safety of the Project which will require a DSA approval; and, (2) CCD Category B (DSA Form 141) for work NOT affecting structural safety, access compliance or fire/ life safety that will not require a DSA approval (except to confirm that no approval is required);

7.3.1.2 *Immediate Change Directive (ICD)*. An Immediate Change Directive is a written order to the Contractor prepared by the Architect and signed by the District (and CM if there is a CM on the Project) and the Architect, directing a change in the Work and stating a proposed basis for adjustment, if any, in the Contract Sum or Contract Time, or both. The District may by ICD, without invalidating the Contract, direct immediate changes in the Work within the general scope of the Contract consisting of additions, deletions, or other revisions within. If applicable, the Contract Sum and Contract Time will be adjusted accordingly.

In the case of an Immediate Change Directive being issued, Contractor must commence Work immediately or delays from failure to perform the ICD shall be the responsibility of Contractor and the failure to move forward with Work immediately shall also be grounds for Termination under Article 14.

An ICD does not automatically trigger an Article 7.6 Dispute or Claim. Contractor must timely follow the procedures outlined at Article 7.6 and 4.6 where applicable.

GENERAL CONDITIONS

Refer to Division 1 and Supplementary General Conditions for a copy of the proposed Immediate Change Directive form.

7.3.2 Use to Direct Change

An ICD shall be used to move work forward immediately and to avoid delay. In some cases, an ICD shall be issued in the absence of agreement on the terms of a CO, COR, or RFP. A copy of an ICD form is provided in the Supplementary General Conditions and Division 1. The anticipated not to exceed price for the Work will be inserted into the ICD. In the case of an ICD issued to correct Contractor Deficiencies or to correct a Contractor caused Notice of Non-Compliance, the ICD may be issued with \$0 and no additional time. Contract may prepare a COR associated with the ICD pursuant to Article 7. However, Contractor shall proceed with all Work required under an Approved ICD immediately upon issuance. Failure to proceed with the Work under an ICD shall be grounds for Termination for Cause under Article 14 or take over the Work under Article 2.2.

If adequate time exists, an ICD may be subject of an RFP for pricing and determination if any time that may be required. However, if an RFP is not completed, Contractor shall immediately commence Work when an ICD is issued. If the RFP is incomplete, it may still be completed to be submitted for pricing purposes as long as the RFP is submitted within the timeline provided by the RFP, or within 10 days following issuance of the ICD.

7.3.3 ICD Issued Over a Notice of Non-Compliance or to Cover Work Subject to a DSA 152 Sign Off

In some cases, an ICD shall be for the purpose of proceeding with Work to keep the Project on Schedule and as an acknowledgement by the District that Contractor is proceeding with Work contrary to a Notice of Non-Compliance, prior to issuance of a DSA approved CCD Category A, or to direct the covering of Work which has not yet received a DSA 152 Inspection Approval to move forward.

7.3.3.1 Contractor Compliance with all Aspects of an ICD. Contractor is to undertake the ICD and comply with all aspects of the Work outlined in the ICD. Inspector is to inspect the Work pursuant to the ICD. Failure to follow the ICD may result in deduction of the ICD Work under Article 2.2 or Termination of the Contractor pursuant to Article 14.

7.3.3.2 Exception in the Case of DSA Issued Stop Work Order. Contractor must proceed with an ICD even if a CCD has not been approved by DSA except in the case of a DSA issued Stop Work Order. If a DSA Stop Work Order is issued, Contractor must stop work and wait further direction from the District.

7.3.3.3 ICD Due to Contractor Deficiency or Contractor Caused Notice of Non-Compliance. If an ICD is issued to correct a Contractor Deficiency or a Contractor caused notice of Non-Compliance, Contractor specifically acknowledges responsibility for all consequential damages associated with the Contractor Deficiency or Contractor caused Notice of Non-Compliance and all consequential damages and costs incurred to correct the deficiency under Article 4.5

7.4 REQUEST FOR INFORMATION (“RFI”)

7.4.1 Definition

A RFI is a written request prepared by the Contractor requesting the Architect to provide additional information necessary to clarify or amplify an item which the Contractor believes is not clearly

GENERAL CONDITIONS

shown or called for in the Drawings or Specifications, or to address problems which have arisen under field conditions.

7.4.1.1 A RFI shall not be used as a vehicle to generate time extensions.

7.4.1.2 Resubmission of the same or similar RFI is not acceptable. RFI's that are similar should be addressed in Project meetings where the requestor (Contractor, Subcontractor or vendor) is able to address the particular issue with the Architect or Engineer and a resolution addressed in the minutes.

7.4.1.3 A RFI response applicable to a specific area cannot be extended to other situations unless specifically addressed in writing within the RFI or in a separate RFI.

7.4.1.4 RFI's should provide a proposed solution and should adequately describe the problem that has arisen.

7.4.2 Scope

The RFI shall reference all the applicable Contract Documents including Specification section, detail, page numbers, Drawing numbers, and sheet numbers, etc. The Contractor shall make suggestions and interpretations of the issue raised by the RFI. An RFI cannot modify the Contract Cost, Contract Time, or the Contract Documents.

7.4.3 Response Time

The Architect must respond to a RFI within a reasonable time after receiving such request. If the Architect's response results in a change in the Work, then such change shall be effected by a written CO, COR RFP or ICD, if appropriate. If the Architect cannot respond to the RFI within a reasonable time, the Architect shall notify the Contractor, with a copy to the Inspector and the District, of the amount of time that will be required to respond.

7.4.4 Costs Incurred

The Contractor shall be responsible for any costs incurred for professional services as more fully set forth in Article 4.5, which shall be subject to a Deductive Change Order, if an RFI requests an interpretation or decision of a matter where the information sought is equally available to the party making such request. District, at its sole discretion, shall issue a Deductive Change Order to Contractor for all such professional services arising from this Article.

7.5 REQUEST FOR PROPOSAL ("RFP")

7.5.1 Definition

A RFP is a written request prepared by the Architect (and/or CM) requesting the Contractor to submit to the District and the Architect an estimate of the effect of a proposed change on the Contract Price and (if applicable) the Contract Time. If Architect issues a Bulletin, the Changed items in the Bulletin shall be addressed as an RFP and all responses shall be prepared to a Bulletin as addressed in this Article 7.5. A form RFP is included in the Division 1 documents.

7.5.2 Scope

GENERAL CONDITIONS

A RFP shall contain adequate information, including any necessary Drawings and Specifications, to enable Contractor to provide the cost breakdowns required by Article 7.7. The Contractor shall not be entitled to any Additional Compensation for preparing a response to an RFP, whether ultimately accepted or not.

7.5.3 Response Time

Contractor shall respond to an RFP within ten (10) days or the time period otherwise set forth in the RFP.

7.6 CHANGE ORDER REQUEST (“COR”)

7.6.1 Definition

A COR is a written request prepared by the Contractor supported by backup documentation requesting that the District and the Architect issue a CO based upon a proposed change, cost, time, or cost and time that may be incurred on the Project or arising from an RFP, ICD, or CCD.

7.6.2 Changes in Price

A COR shall include breakdowns per Article 7.7 to validate any change in Contract Price due to proposed change or Claim.

7.6.3 Changes in Time

A COR shall also include any additional time required to complete the Project only if the delay is a critical path delay. Any additional time requested shall not be the number of days to make the proposed change, but must be based upon the impact to the Project Schedule as defined in Article 8. A schedule fragnet showing the time delay must be submitted with the COR. Any changes in time will be granted only if there is an impact to the critical path. If Contractor fails to request a time extension in a COR, then the Contractor is thereafter precluded from requesting or claiming a delay.

7.7 COST OF CHANGE ORDERS

7.7.1 Scope

Within ten (10) days after a request is made for a change that impacts the Contract Sum as defined in Article 9.1, the critical path, or the Contract Time as defined in Article 8.1.1, the Contractor shall provide the District and the Architect, with a written estimate of the effect of the proposed CO upon the Contract Sum and the actual cost of construction, which shall include a complete itemized cost breakdown of all labor and material showing actual quantities, hours, unit prices, and wage rates required for the change, and the effect upon the Contract Time of such CO. Changes may be made by District by an appropriate written CO, or, at the District’s option, such changes shall be implemented immediately upon the Contractor’s receipt of an appropriate written Construction Change Document.

District may, as provided by law and without affecting the validity of this Agreement, order changes, modification, deletions and extra work by issuance of written CO or CCD from time to time during the progress of the Project, Contract Sum being adjusted accordingly. All such Work shall be executed under conditions of the original Agreement except that any extension of time caused thereby shall be adjusted at time of ordering such change. District has discretion to order changes on a “time and material”

GENERAL CONDITIONS

basis with adjustments to time made after Contractor has justified through documentation the impact on the critical path of the Project.

7.7.1.1 *Time and Material Charges.* If the District orders Work on a “time and material” basis, timesheets shall be signed daily by the Inspector or District Representative at or near the time the Work is actually undertaken and shall show the hours worked, and the Work actually completed. No time sheets shall be signed the next day. A copy shall be provided to the Person signing the document at the time the document is signed, but not before 10 am the following day.

7.7.2 Determination of Cost

The amount of the increase or decrease in the Contract Price from a CO or COR, if any, shall be determined in one or more of the following ways as applicable to a specific situation:

- a. Mutual acceptance of a lump sum properly itemized and supported by sufficient substantiating data to permit evaluation. If an agreement cannot be reached within fifteen (15) days after submission and negotiation of Contractor’s proposal, Contractor may submit pursuant to Article 7.7.3. Submission of sums which have no basis in fact are at the sole risk of Contractor and may be a violation of the False Claims Act set forth under Government Code section 12650 et seq.);
 1. If the District objects to 7.7.2(a) as a method for submission due to inaccuracies in the submitted amount, overstatement of manpower or time required to perform the CO, or unreliability of the data provided, the District may either have the Architect or a professional estimator determine the cost for the CO, and the applicable time extension, or the Contractor shall utilize Article 7.7.2(d) or 7.7.3.
 2. Once the District provides a written objection to use of Article 7.7.2(a) due to unreliability of the estimated price, the Contractor shall no longer utilize mutual acceptance of a lump sum as a method for submission of CO’s and shall provide a breakdown of estimated or actual costs pursuant to Article 7.7.2(d) or 7.7.3.
- b. By unit prices contained in Contractor’s original bid and incorporated in the Project documents or fixed by subsequent agreement between District and Contractor;
- c. Cost to be determined in a manner agreed upon by the parties and a mutually acceptable fixed or percentage fee. However, in the case of disagreement, Contractor must utilize the procedure under Article 7.7.3; or
- d. By cost of material and labor and percentage of overhead and profit. If the value is determined by this method the following requirements shall apply:
 1. *Basis for Establishing Costs*
 - (1) Labor will be the cost for wages prevailing locally for each craft or type of workers at the time the extra Work is done, plus employer payments of payroll taxes and workers compensation insurance (exclude insurance costs as part of the overhead and

GENERAL CONDITIONS

profit mark-up), health and welfare, pension, vacation, apprenticeship funds, and other direct costs resulting from Federal, State, or local laws, as well as assessments or benefits required by lawful collective bargaining agreements. In no case shall the total labor costs exceed the applicable prevailing wage rate for that particular classification. The use of a labor classification which would increase the extra Work cost will not be permitted unless the Contractor establishes the necessity for such additional costs. Labor costs for equipment operators and helpers shall be reported only when such costs are not included in the invoice for equipment rental.

- (2) Materials shall be at invoice or lowest current price at which such materials are locally available and delivered to the Site in the quantities involved, plus sales tax, freight, and delivery. The District reserves the right to approve materials and sources of supply or to supply materials to the Contractor if necessary for the progress of the Work. No markup shall be applied to any material provided by the District.
- (3) Tool and Equipment Rental. No payment will be made for the use of tools which have a replacement value of \$250 or less.

Regardless of ownership, the rates to be used in determining equipment rental costs shall not exceed listed rates prevailing locally at equipment rental agencies or distributors at the time the Work is performed. Rates applied shall be appropriate based on actual equipment need and usage. Monthly, weekly or other extended use rates that results in the lowest cost shall be applied if equipment is used on site for extended periods.

The rental rates paid shall include the cost of fuel, oil, lubrication, supplies, small tools, necessary attachments, repairs and maintenance of any kind, depreciation, storage, insurance, and all incidentals.

Necessary loading and transportation costs for equipment used on the extra Work shall be included. If equipment is used intermittently and, when not in use, could be returned to its rental source at less expense to the District than holding it at the Work Site, it shall be returned unless the Contractor elects to keep it at the Work Site at no expense to the District.

All equipment shall be acceptable to the Inspector, in good working condition, and suitable for the purpose for which it is to be used. Manufacturer's ratings and modifications shall be used to classify equipment, and equipment shall be powered by a unit of at least the minimum rating recommended by the manufacturer.

If tool and equipment charges are part of a Dispute, Claim, or Appeal, the District reserves the right to utilize actual costs for tools and equipment or a depreciation rate for equipment based on audit finding

GENERAL CONDITIONS

under Article 13.11 and deduct any rental charges that exceed actual or depreciated costs.

- e. Other Items. The District may authorize other items which may be required on the extra work. Such items include labor, services, material, and equipment which are different in their nature from those required by the Work, and which are of a type not ordinarily available from the Contractor or any of the Subcontractors. Invoices covering all such items in detail shall be submitted with the request for payment.
- f. Invoices. Vendors’ invoices for material, equipment rental, and other expenditures shall be submitted with the COR. If the request for payment is not substantiated by invoices or other documentation, the District may establish the cost of the item involved at the lowest price which was current at the time of the Daily Report.
- g. Overhead. Overhead, including direct and indirect costs, shall be submitted with the COR and include: field overhead, home office overhead, off-site supervision, CO preparation/negotiation/research, time delays, Project interference and disruption, additional guaranty and warranty durations, on-site supervision, additional temporary protection, additional temporary utilities, additional material handling costs, liability and property damage insurance, and additional safety equipment costs.

7.7.3 Format for COR or CO’s

The following format shall be used as applicable by the District and the Contractor to communicate proposed additions to the Contract. All costs submitted shall be actual costs and labor shall be unburdened labor. Refer to Division 1 for a copy of the Construction Change Order form.

		<u>EXTRA</u>	<u>CREDIT</u>
(a)	Material (attach itemized quantity and unit cost plus sales tax)	_____	_____
(b)	Labor Not to Exceed Applicable Prevailing Wage Rates (attach itemized hours and rates)	_____	_____
(c)	Equipment (attach invoices)	_____	_____
(d)	Subtotal	_____	_____
(e)	If Subcontractor performed work, add Subcontractor’s overhead and profit to portions performed by Subcontractor, not to exceed 10% of item (d).	_____	_____
(f)	Subtotal	_____	_____

GENERAL CONDITIONS

		<u>EXTRA</u>	<u>CREDIT</u>
(g)	Contractor's Overhead and Profit: Not to exceed 10% of Item (d) if Contractor performed the work. No more than 5% of Item (d) if Subcontractor performed the work. If work was performed by Contractor and Subcontractors, portions performed by Contractor shall not exceed 10% of Item (d), and portions performed by Subcontractor shall not exceed 10% of Item (d).		
(h)	Subtotal		
(i)	Bond not to exceed one percent (1%) of Item (h)		
(k)	TOTAL		
(l)	Time/ Days		

The undersigned Contractor approves the foregoing Change Order or Immediate Change Directive as to the changes, if any, and the Contract price specified for each item and as to the extension of time allowed, if any, for completion of the entire Work on account of said Change Order or Immediate Change Directive, and agrees to furnish all labor, materials and service and perform all Work necessary to complete any additional Work specified therein, for the consideration stated herein. It is understood that said Change Order or Immediate Change Directive shall be effective when approved by the Governing Board of the District.

It is expressly understood that the value of such extra Work or changes, as determined by any of the aforementioned methods, expressly includes any and all of the Contractor's costs and expenses, both direct and indirect, resulting from additional time required on the Project or resulting from delay to the Project. Any costs, expenses, damages or time extensions not included are deemed waived.

The Contractor expressly acknowledges and agrees that any change in the Work performed shall not be deemed to constitute a delay or other basis for claiming additional compensation based on theories including, but not limited to, acceleration, suspension or disruption to the Project.

7.7.3.1 *Adjustment for Time and Compensable Delay.* A CO shall also include any additional time required to complete the Project. Any additional time requested shall not be the number of days to make the proposed change, but must be based upon the impact to the Project Schedule as defined in Article 8 of the General Contract. A schedule fragnet showing the time delay must be submitted with the CO. Any changes in time will be granted only if there is an impact to the critical path. If Contractor fails to request a time extension in a CO, then the Contractor is thereafter precluded from requesting or claiming a delay.

7.7.4 Deductive Change Orders

All Deductive Change Order(s) must be prepared utilizing the form under Article 7.7.3 (a) – (d) only, setting forth the actual costs incurred. Except in the case of an Article 2.2 or 9.6 Deductive

GENERAL CONDITIONS

Change Order where no mark-up shall be allowed, Contractor will be allowed a maximum of 5% total profit and overhead.

For unilateral Deductive Change Orders, or where credits are due from Contractor for Allowances, Deductive Items, Inspection, Damage, DSA CCD review costs, Architect or Inspector costs for after hours or corrective services, Work removed from the Agreement under Article 2.2 or Article 9.6, there shall be no mark-up.

District may, any time after a Deductive Change Order is presented to Contractor by District for items under Article 2.2 or Article 9.6 or if there is disagreement as to the Deductive Change Order, issue a unilateral Deductive Change Order on the Project and deduct the Deductive Change Order from a Progress Payment, Final Payment, or Retention.

7.7.5 Discounts, Rebates, and Refunds

For purposes of determining the cost, if any, of any change, addition, or omission to the Work hereunder, all trade discounts, rebates, refunds, and all returns from the sale of surplus materials and equipment shall accrue and be credited to the Contractor, and the Contractor shall make provisions so that such discounts, rebates, refunds, and returns may be secured, and the amount thereof shall be allowed as a reduction of the Contractor's cost in determining the actual cost of construction for purposes of any change, addition, or omissions in the Work as provided herein. All CO's are subject to Audit under Article 13.11 for discounts, rebates and refunds.

7.7.6 Accounting Records

With respect to portions of the Work performed by CO's and CCD's on a time-and-materials, unit-cost, or similar basis, the Contractor shall keep and maintain cost-accounting records in a format consistent with accepted accounting standards and satisfactory to the District, which shall be available to the District on the same terms as any other books and records the Contractor is required to maintain under the Contract Documents.

Any time and material charges shall require Inspector's signature on time and material cards showing the hours worked and the Work actually completed. See Article 7.7.1.1.

7.7.7 Notice Required

If the Contractor desires to initiate a Dispute for an increase in the Contract Price, or any extension in the Contract Time for completion, Contractor shall notify the applicable party responsible for addressing the Dispute or Claim pursuant to Article 4.6. No Claim or Dispute shall be considered unless made in accordance with this subparagraph. Contractor shall proceed to execute the Work even though the adjustment may not have been agreed upon. Any change in the Contract Price or extension of the Contract Time resulting from such Claim shall be authorized by a CO.

7.7.8 Applicability to Subcontractors

Any requirements under this Article 7 shall be equally applicable to CO's, COR's or ICD's issued to Subcontractors by the Contractor to the same extent required by the Contractor.

7.7.9 Alteration to Change Order Language

GENERAL CONDITIONS

Contractor shall not alter or reserve time in COR's, CO's or ICD's. Contractor shall execute finalized CO's and proceed under Article 7.7.7 and Article 4.6 with proper notice. If Contractor intends to reserve time without an approved CPM schedule prepared pursuant to Article 8 or without submitting a fragnet showing delay to critical path, then Contractor may be prosecuted pursuant to the False Claim Act.

GENERAL CONDITIONS

ARTICLE 8 TIME AND SCHEDULE

8.1 DEFINITIONS

8.1.1 Contract Time

Contractor shall perform and reach Substantial Completion (See Article 1.1.46) within the time specified in the Agreement Form. Moreover, Contractor shall perform its Work in strict accordance with the Project Milestones in the Contract Documents and shall proceed on a properly developed and approved Baseline Schedule, which represents the Contractor's view of the practical way in which the Work will be accomplished. Note that Contract Time includes and incorporates all Float and other Baseline inclusions as noted in Article 8.3.2.1 and as otherwise specifically noted in Article 8.

8.1.2 Notice to Proceed

District may give a Notice to Proceed within ninety (90) days of the award of the bid by District. Once Contractor has received the notice to proceed, Contractor shall complete the Work in the period of time referenced in the Contract Documents.

In the event that District desires to postpone the giving of the Notice to Proceed beyond this three-month period, it is expressly understood that with reasonable notice to the Contractor, the giving of the date to proceed may be postponed by District. It is further expressly understood by Contractor, that Contractor shall not be entitled to any claim of additional compensation as a result of the postponement of the giving of the notice to proceed

If the Contractor believes that a postponement will cause a hardship to Contractor, Contractor may terminate the Contract with written notice to District within 10 days after receipt by Contractor of District's notice of postponement. It is further understood by Contractor that in the event that Contractor terminates the Contract as a result of postponement by the District, the District shall only be obligated to pay Contractor for the Work that Contractor had performed at the time of notification of postponement and the grounds for notification and hardship shall be subject to Audit pursuant to Article 13.11. Should Contractor terminate the Contract as a result of a notice of postponement, District may award the Contract to the next lowest responsible bidder.

8.1.3 Computation of Time

The term "day" as used in the Contract Documents shall mean calendar day unless otherwise specifically defined.

8.1.4 Float

Float is time the total number of days an activity may be extended or delayed without delaying the Completion Date shown in the schedule. Float will fall into three categories: (1) Rain Days; (2) Governmental Delays; and, (3) Project Float. Project Float and Rain Days are owned by the Project and may be utilized as necessary for critical path delays once the days become available for consumption (i.e. the Rain Day arrives and is not utilized since rain did not occur or Work was performed on the interior of a building). However, Governmental Delay float shall not be utilized for purposes other than to address critical path delays that arise due to approvals, Inspector approvals or verifications on governmental forms.

GENERAL CONDITIONS

8.1.4.1 *Governmental Delay Float.* It is anticipated that there will be governmental generated delays. Specific to DSA approvals, it is anticipated that no less than twelve (12) days per calendar year shall be set aside as Governmental Float to be utilized on critical path delays. A pro-rated number of days shall be calculated based on length of Contract Time. (For example, a two (2) year Contract Time shall require twenty-four (24) days of Governmental Float. If the Contract Time is 182 days, then the Contract Time shall require six (6) days of Governmental Float) This Governmental Delay float must be incorporated into the schedule and should be incorporated in each critical activity as Contractor deems fit. Specifically, major categories of Work under the DSA 152 (Project Inspection Card) should be allocated Governmental Delay Float at the Contractor's discretion. Governmental Delay Float on the Project may exceed 12 days per one (1) year period, but Contractor is required to include not be less than 12 days of Governmental Delay Float during each one (1) year period.

Contractor's failure to establish a protocol for requesting inspections is not grounds to utilize Governmental Delay Float. As noted in Article 3.1.4, 48 hours advance notice of commencing Work on a new area is required after submitting form DSA 156 and under PR 13-01 Special Inspection reports are not required to be posted until at least 14 days after the Work was inspected. Failure to plan, and pay (if applicable) for quicker delivery of Special Inspections is not Governmental Delay Float under Article 8.1.4.1. If Governmental Delay Float is not utilized, this float is carried through to other DSA 152 categories of inspection and consumed over the course of the Project

Governmental Delay Float may be utilized for a DSA Stop Work Order regardless of fault as defined under Education Code section 17307.5(b).

8.1.4.2 *Inclement Weather (Rain Days).* The Contractor will only be allowed a time extension for unusually severe weather if it results in precipitation or other conditions which in the amount, frequency, or duration is in excess of the norm at the location and time of year in question as established by NOAA weather data. No less than 22 calendar days for each calendar year for Southern California will be allotted for in the Contractor's schedule for each winter weather period or carried at the end of the schedule as Rain Float. Float for weather days in other geographical regions shall be adjusted based on NOAA weather data for the geographical location. Contractor has anticipated all the days it takes to dry out and re-prepare areas that may be affected by weather delays which extend beyond the actual weather days. The weather days shall be shown on the schedule and if not used will become float for the Project's use. The Contractor will not be allowed a day-for-day weather delay for periods noted as float in the Schedule. The Contractor is expected to work seven (7) days per week (if necessary, irrespective of inclement weather), to maintain access, and to protect the Work under construction from the effects of inclement weather. Additional days beyond the NOAA shall be considered under the same criteria that weather days are granted below.

A Rain Day shall be granted by Architect or CM if the weather prevents the Contractor from beginning Work at the usual daily starting time, or prevents the Contractor from proceeding with seventy-five (75%) of the normal labor and equipment force towards completion of the day's current controlling item on the accepted schedule for a period of at least five hours, and the crew is dismissed as a result thereof, the Architect will designate such time as unavoidable delay and grant one (1) critical path activity calendar-day extension if there is no available float for the calendar year.

8.1.4.3 *Project Float.* The Contractor may determine some activities require a lesser duration than allocated and may set aside float in the Project Schedule. There shall be no early completion. Instead, to the extent float is either addressed at the end of the Project or throughout each category of critical path work, Project float may be used as necessary during the course of the Project and allocated on a first, come first serve basis. However, the use of float does not extend to Governmental Delay Float, which shall only be used for Governmental Delays.

GENERAL CONDITIONS

8.2 HOURS OF WORK

8.2.1 Sufficient Forces

Contractors and Subcontractors shall continuously furnish sufficient forces to ensure the prosecution of the Work in accordance with the Construction Schedule.

8.2.2 Performance During Working Hours

Work shall be performed during regular working hours as permitted by the appropriate governmental agency except that in the event of an emergency, or when required to complete the Work in accordance with job progress, Work may be performed outside of regular working hours with the advance written consent of the District and approval of any required governmental agencies.

8.2.3 Costs for After Hours Inspections

If the Work done after hours is required by the Contract Documents, a Recovery Schedule, or as a result of the Contractor's failure to plan, and inspection must be conducted outside the Inspector's regular working hours, the costs of any after hour inspections, shall be borne by the Contractor.

If the District allows the Contractor to do Work outside regular working hours for the Contractor's convenience, the costs of any inspections required outside regular working hours shall be invoiced to the Contractor by the District and a Deductive Change Order shall be issued from the next Progress Payment.

If the Contractor elects to perform Work outside the Inspector's regular working hours, costs of any inspections required outside regular working hours shall be invoiced to the Contractor by the District and a Deductive Change Order from the next Progress Payment as a Deductive Change Order.

8.3 PROGRESS AND COMPLETION

8.3.1 Time of the Essence

Time limits stated in the Contract Documents are of the essence to the Contract. By executing the Agreement, the Contractor confirms that the Contract Time is a reasonable period for performing the Work.

8.3.2 Baseline Schedule Requirements

8.3.2.1 *Timing:* Within ten (10) calendar days after Notice to Proceed, Contractor shall submit a practical schedule showing the order in which the Contractor proposes to perform the Work, and the dates on which the Contractor contemplates starting and completing the salient categories of the Work. This first schedule which outlines the Contractor's view of the practical way in which the Work will be accomplished is the Baseline Schedule. If the Contractor Fails to submit the Baseline Schedule within the ten (10) days noted, then District may withhold processing and approval of progress payments pursuant to Article 9.4 and 9.6.

8.3.2.2 *District Review and Approval:* District, Architect and CM will review both a paper and electronic copy of Baseline Schedule and may provide comments as noted in this Article and either approve or disapprove the Baseline Schedule. All Schedules shall be prepared using an electronic scheduling program acceptable to District. All Schedules shall be delivered in an electronic format usable

GENERAL CONDITIONS

by the District. All logic ties and electronic information shall be included in the electronic copy of the Baseline Schedule that is delivered to the District.

8.3.2.3 *Schedule Must Be Within the Given Contract Time.* The Baseline Schedule shall not exceed time limits set forth in the Contract Documents and shall comply with all of the scheduling requirements as set forth in the Specifications and Contract Documents.

8.3.2.4 *Submittals Must Be Incorporated (See Articles 3.7 and 3.9):* Contractor shall include Submittals as line items in the Baseline Schedule as required under Article 3.7.2 and 3.9.6. Submittals shall not delay the Work, Milestones, or the Completion Date. Failure to include Submittals in the Baseline Schedule shall be deemed a material breach by the Contractor.

8.3.2.5 *Float Must Be Incorporated.* The Baseline Schedule must indicate the beginning and completion of all phases of construction and shall use the “critical path method” (commonly called CPM) for the value reporting, planning and scheduling, of all Work required under the Contract Documents. The Baseline Schedule must incorporate all Milestones in the Project and apply Governmental Float at each Milestone in the Contractor’s discretion. The Baseline Schedule shall incorporate any Schedule provided by the District as part of the bid and shall note durations that will not be adequate or should be shortened based on Contractor’s review. These changes shall be identified and incorporated into Contractor’s Baseline Schedule as long as requested changes are made within 10 days after the District chooses to move forward with the Project. Scheduling is necessary for the District’s adequate monitoring of the progress of the Work and shall be prepared in accordance with the time frame described in this Article 8. The Architect may disapprove of any Schedule or require modification to it if, in the opinion of the Architect or District, adherence to the any Schedule prepared by the Contractor will not cause the Work to be completed in accordance with the Agreement.

8.3.2.6 *No Early Completion.* Contractor shall not submit any Schedule showing early completion without indicating float time through the date set for Project completion by District. Contractor’s Baseline Schedule shall account for all days past early completion as float which belongs to the Project. Usage of float shall not entitle Contractor to any delay Claim or damages due to delay.

8.3.2.7 *Use of Schedule Provided in Bid Documents.* In some cases, the bid will include a preliminary schedule indicating Milestones and construction sequences for the Project along with general timing for the Project. The preliminary schedule is not intended to serve as the Baseline Schedule utilized for construction. It is up to the Contractor to study and develop a Baseline Schedule to address the actual durations and sequences of Work that is anticipated while maintaining the Milestones provided by the District. Contract shall obtain information from Contractor’s Subcontractors and vendors on the planning, progress, delivery of equipment, coordination, and timing of availability of Subcontractors so a practical plan of Work is fully developed and represented in the Baseline Schedule.

8.3.2.8 *Incorrect Logic, Durations, Sequences, or Critical Path.* The District may reject or indicate durations, sequences, critical path or logic are not acceptable and request changes. The electronic copy of the Baseline Schedule shall have adequate information so logic ties, duration, sequences and critical path may be reviewed electronically. Contractor is to diligently rebuild and resubmit the Baseline Schedule to represent the Contractor’s plan to complete the Work and maintain Milestones at the next progress meeting, or before the next progress meeting. If Contractor is not able to build a Baseline Schedule that is acceptable to the District or Architect, the District reserves the right to utilize the unapproved originally submitted Baseline Schedule (See Article 8.3.2.12) and the comments submitted to hold Contractor accountable for timely delivery of Work and maintenance of Milestones. Furthermore, Contractor’s representations in the Baseline Schedule, if unacceptable, may also be used as a basis for termination of the Contract under Article 14 if Contractor fails to adequately maintain the Schedule and

GENERAL CONDITIONS

falls significantly behind without undertaking the efforts to either submit and follow a Recovery Schedule or fail to submit a Recovery Schedule and make no effort toward recovery on the Project.

8.3.2.9 *Contractor Responsibility Even if Schedule Issues Are Not Discovered.* Failure on the Part of the District to discover errors or omissions in any Schedules submitted shall not be construed to be an approval of the error or omission and any flawed Schedule is not grounds for a time extension.

8.3.2.9.1 Inclusions in Baseline Schedule. In addition to scheduling requirements set forth at Article 8.3.2, Contractor is specifically directed to include (broken out separately) in Contractor's Baseline Schedule and all Schedule updates, the following items required pursuant to these General Conditions, including but not limited to:

1. Rain Day Float (excluding inclement weather) as required under Article 8.1.4.2. For example, if the NOAA provides 22 days of Rain Days, all 22 days must be incorporated and noted in the Baseline Schedule. Further, any days required to clean-up or dry out shall be included for operations that are likely to require a clean-up or dry out period. Days that are not utilized shall be considered float owned by the Project.
2. Governmental Delay Float under Article 8.1.4.1. This Governmental Delay Float shall only be utilized for Governmental Delays and shall not be considered available float owned by the Project. This float shall only be distributed to the Project upon the completion of the Project and shall be used to offset Liquidated Damages and shall not generate compensable delays.
3. Submittal and Shop Drawing schedule under Article 3.9.
4. Deferred Approvals under Article 3.9.
5. Time for separate contractors, including furniture installation and start up activities, under Article 6.1.
6. Coordination and timing of any Drawings, approvals, notifications, permitting, connection, and testing for all utilities for the Project. Article 2.1.4.
7. Testing, special events, or school activities

8.3.2.10 *Failure to include Mandatory Schedule Items.* District may withhold payment pursuant to Articles 9.3, 9.4 and 9.6. In lieu of withholding payment for failure to include Mandatory Schedule Items, after the District or Architect has notified the Contractor of failure to meet the Baseline Schedule or Updated Schedule requirements and provided a written notification of this failure and provided a written notice of Schedule preparation errors, and the Contractor fails to correct the noted deficiencies or the Contractor does not provide an updated Baseline Schedule correcting the deficiencies, then Contractor shall not be granted an extension of time for failure to obtain necessary items and approvals under Article 8.3.2 and for the time required for failure to comply with laws, building codes, and other regulations (including Title 24 of the California Code of Regulations). Contractor shall maintain all required Article 8.3.2 Schedule items in the Baseline Schedule and indicate any days that have been used as allowed in Article 8. If Contractor fails to include all Article 8.3.2 items in its Baseline Schedule or Schedule Updates

GENERAL CONDITIONS

and the District either utilizes an Unapproved Schedule under Article 8.3.2.12 or does not object to the inclusion of required scheduling items, then all mandatory Schedule inclusions, including float, shall be utilized in the District's discretion. If the Contract Time is exceeded, then Contractor shall be subject to the assessment of Liquidated Damages pursuant to Article 8.4.

8.3.2.11 *Failure to Meet Requirements.* Failure of the Contractor to provide proper Schedules as required by this Article and Article 9 is a material breach of the Contract and grounds for Termination pursuant to Article 14. The District, at its sole discretion, may choose, instead, to withhold, in whole or in part, any Progress Payments or Retention amounts otherwise payable to the Contractor.

8.3.2.12 *Use of an Unapproved Baseline Schedule.* If the Baseline Schedule submitted by the Contractor is unacceptable to the District (i.e. failing to meet the requirements of Article 8.3.2) and Contractor does not incorporate or address the written comments to the Baseline Schedule and a Baseline Schedule is not approved, but due to extreme necessity, the District moves forward without an approved Baseline Schedule, Contractor shall diligently revise and meet Schedule update requirements of Article 8 and incorporate all Article 8.3.2 comments in all updates). However, for purposes of Termination pursuant to Article 14, the unapproved Baseline Schedule initially submitted shall be treated as the Baseline Schedule with durations shortened or revised to accommodate all float, all mandatory Schedule requirements under Article 8.3.2, any requirements in the Contract Documents, and all revisions by the District or Architect.

8.3.3 Update Schedules

8.3.3.1 *Updates Shall Be Based on Approved Baseline Schedule.* Except in the case where there has not been agreement as to a Baseline Schedule, the approved Baseline Schedule shall be used to build future Schedule updates. Schedule updates shall be a CPM based Schedule consistent with the Baseline Schedule requirements of 8.3.2.

In the case that no Baseline has been approved, Schedule updates shall be provided monthly and each update shall incorporate all comments and revisions noted as not complying with the requirements of Article 8.3.2. Contractor shall be held to the Article 8.3.2.12 unapproved Baseline Schedule, inclusive of all Milestones, float, comments and revisions by the District and Architect, all required Baseline Schedule Inclusions under Article 8.3.2, and any requirements in the Contract Documents.

8.3.3.2 *Schedule Updates.* Contractor shall update the approved Schedule each month to address actual start dates and durations, the percent complete on activities, actual completion dates, estimated remaining duration for the Work in progress, estimated start dates for Work scheduled to start at future times and changes in duration of Work items

8.3.3.3 *Listing of Items Causing Delays.* Schedule updates shall provide a listing of activities which are causing delay in the progress of Work and a narrative shall be provided showing a description of problem areas, anticipated delays, and impacts on the Construction Schedule. Simply stating "District Delay" or "Architect Delay" shall be an inadequate listing. Delays shall only be listed if they meet the requirements of Article 8.4.

8.3.3.4 *Recovery Schedule.* In addition to providing a schedule update every thirty (30) days, the Contractor, if requested by the Architect or District, shall take the steps necessary to improve Contractor's progress and demonstrate to the District and Architect that the Contractor has seriously considered how the lost time, the Completion Date, or the Milestones that are required to be met within the terms of the Contract. Contractor shall immediately provide a Recovery Schedule showing how Milestones

GENERAL CONDITIONS

and the Completion Date will be met. In no case, shall a Recovery Schedule be provided later than ten (10) days following the request for a Recovery Schedule from the Architect or District.

- a. Failure to Provide a Recovery Schedule. Failure shall subject Contractor to the assessment of Liquidated Damages for failure to meet the Contract Time. Refusal or failure to provide a Recovery Schedule shall be considered a substantial failure of performance and a material breach of Contract and may result in Termination of the Contract pursuant to Article 14.
- b. Recovery Schedule Acceleration without Additional Cost. The District may require Contractor prepare a Recovery Schedule showing how the Project shall be accelerated, without any additional cost to the District. The District may order, without additional cost, the following:
 1. Increase the number of shifts;
 2. Utilize overtime to recover the approved Schedule; and/or
 3. Increase the days when Work occurs, including weekends, at the Project and at any manufacturer's plant.
- c. Recovery Schedule Acceleration without Additional Cost. If Contractor disputes that the Recovery Schedule acceleration shall be issued without additional costs, the Contractor shall submit concurrent with Recovery Schedule acceleration notice pursuant to Articles 8.4.3 and 8.4.4.

8.4 EXTENSIONS OF TIME - LIQUIDATED DAMAGES

8.4.1 Liquidated Damages

CONTRACTOR AND DISTRICT HEREBY AGREE THAT THE EXACT AMOUNT OF DAMAGES FOR FAILURE TO COMPLETE THE WORK WITHIN THE TIME SPECIFIED IS EXTREMELY DIFFICULT OR IMPOSSIBLE TO DETERMINE. IF THE WORK IS NOT SUBSTANTIALLY COMPLETED IN THE TIME SET FORTH IN THE AGREEMENT, IT IS UNDERSTOOD THAT THE DISTRICT WILL SUFFER DAMAGES. IT BEING IMPRACTICAL AND UNFEASIBLE TO DETERMINE THE AMOUNT OF ACTUAL DAMAGE, IT IS AGREED THE CONTRACTOR SHALL PAY TO THE DISTRICT THE AMOUNT LIQUIDATED DAMAGES SET FORTH IN THE AGREEMENT, FOR EACH CALENDAR DAY OF DELAY IN REACHING SUBSTANTIAL COMPLETION (SEE ART 1.1.46). CONTRACTOR AND ITS SURETY SHALL BE LIABLE FOR THE AMOUNT THEREOF PURSUANT TO GOVERNMENT CODE SECTION 53069.85.

8.4.2 Delay

Except and only to the extent provided under Article 7 and Article 8, by signing the Agreement, Contractor agrees to bear the risk of delays to Completion of the Work and that Contractor's bid for the Project was made with full knowledge of this risk.

In agreeing to bear the risk of delays to complete the Work, Contractor understands that, except and only to the extent provided otherwise in Article 7 and 8, the occurrence of events that delay the

GENERAL CONDITIONS

Work shall not excuse Contractor from its obligation to achieve Completion of the Project within the Contract Time, and shall not entitle the Contractor to an adjustment to the Contract time.

8.4.3 Excusable Delay

Contractor shall not be charged for Liquidated Damages because of any delays in completion of Work which are not the fault or negligence of Contractor or its Subcontractors, arising from Rain Float or Project Float, including acts of God, as defined in Public Contract Code section 7105, acts of enemy, epidemics and quarantine restrictions. Contractor shall within five (5) calendar days of beginning of any such delay notify District in writing of causes of delay; thereupon District shall ascertain the facts and extent of delay and grant extension of time for completing Work when, in its judgment, the findings of fact justify such an extension. Extensions of time shall apply only to that portion of Work affected by delay, and shall not apply to other portions of Work not so affected. An extension of time may only be granted after proper compliance with Article 8.3 requiring preparation and submission of a properly prepared CPM schedule.

8.4.3.1 *Excusable Delay Is Not Compensable.* No extended overhead, general conditions costs, impact costs, out-of-sequence costs or any other type of compensation, by any name or characterization, shall be paid to the Contractor for any delay to any activity not designated as a critical path item on the latest approved Project schedule.

8.4.3.2 *Notification.* The Contractor shall notify the Architect in writing of any anticipated delay and its cause, in order that the Architect may take immediate steps to prevent, if possible, the occurrence or continuance of delay, and may determine whether the delay is to be considered avoidable or unavoidable, how long it continues, and to what extent the prosecution and completion of the Work might be delayed thereby.

8.4.3.3 *Extension Request.* In the event the Contractor requests an extension of Contract time for unavoidable delay, such request shall be submitted in accordance with the provisions in the Contract Documents governing changes in Work (See Article 7). When requesting time, i.e., extensions, for proposed Change Orders, they must be submitted with the proposed Change Order with full justification and documentation. If the Contractor fails to submit justification with the proposed Change Order it waives its right to a time extension at a later date. Such justification must be based on the official Contract schedule as updated at the time of occurrence of the delay or execution of Work related to any changes to the scope of Work. Blanket or general claims for extra days without specific detailed information as required herein or a blanket or general reservation of rights do not fulfill the requirements of this Article and shall be denied. The justification must include, but is not limited to, the following information:

- a. The duration of the activity relating to the changes in the Work and the resources (manpower, equipment, material, etc.) required to perform these activities within the stated duration.
- b. Logical ties to the official Baseline Schedule or Approved Updated Schedule for the proposed changes and/or delay showing the activity/activities in the schedule whose start or completion dates are affected by the change and/or delay. (A fragment of any delay of over ten (10) days must be provided.)

The Contractor and District understand and expressly agree that insofar as Public Contract Code section 7102 may apply to changes in the Work or delays under this Contract, the actual delays and damages, if any, and time extensions are intended to, and shall provide, the exclusive and full method of compensation for changes in the Work and construction delays.

GENERAL CONDITIONS

8.4.4 Notice by Contractor Required

The Contractor shall within five (5) calendar days of beginning of any such delay notify the District in writing of causes of delay with justification and supporting documentation. In the case of a Recovery Schedule pursuant to Article 8.3.3.4, Contractor shall submit written notice concurrent with the Recovery Schedule. District will then ascertain the facts and extent of the delay and grant an extension of time for completing the Work when, in its judgment, the findings of fact justify such an extension. Extensions of time shall apply only to that portion of the Work affected by the delay and shall not apply to other portions of the Work not so affected.

Claims relating to time extensions shall be made in accordance with applicable provisions of Article 7.

8.4.4.1 *Adjustment for Compensable Delays.* The Schedule may be adjusted for a delay if, and only if, Contractor undertakes the following:

- a. Contractor submits a timely COR or CO pursuant to the requirements of Article 7.
- b. Contractor submits a fragment showing the critical path delay caused by the COR, CO, Changed Condition, CCD, or ICD
- c. Contractor has addressed all required float days in the fragment.
- d. Contractor submits a complete breakdown of all costs incurred utilizing the format of Article 7.3.3

8.4.5 No Additional Compensation for Coordinating Governmental Submittals and the Resulting Work

CONTRACTOR HAS PLANNED ITS WORK AHEAD OF TIME AND IS AWARE THAT GOVERNMENTAL AGENCIES, SUCH AS THE GAS COMPANIES, ELECTRICAL UTILITY COMPANIES, WATER DISTRICTS AND OTHER AGENCIES MAY HAVE TO APPROVE CONTRACTOR PREPARED DRAWINGS OR APPROVE A PROPOSED INSTALLATION. CONTRACTOR HAS INCLUDED DELAYS AND DAMAGES WHICH MAY BE CAUSED BY SUCH AGENCIES IN CONTRACTOR'S BID AND HAS INCLUDED ADEQUATE TIME IN THE CONTRACTOR'S BASELINE SCHEDULE. FAILURE TO ADEQUATELY PLAN AND SCHEDULE IS NOT A BASIS TO USE GOVERNMENTAL DELAY FLOAT.

8.4.6 District Right to Accelerate the Work

The District may direct the Contractor to meet schedule requirements when the Work has been delayed. The District shall compensate the Contractor for the additional costs incurred by acceleration to the extent that such costs are directly attributable to the acceleration and are incurred through no fault or negligence of the Contractor.

8.4.6.1 *Management of Acceleration.* Contractor acceleration shall not include Work that is part of the scope of Work detailed in the Plans and Specifications. Instead, the acceleration costs shall be premium or overtime and quantifiable additional work added to the Project meant to accelerate the Project. Contractor is directed to keep consistent crews on the Project so time can be tracked. If crews are

GENERAL CONDITIONS

circulated off the Project or crews brought in only for overtime, the District may be charged for Contract Work and not accelerated time. In such case, the District may object to the costs submitted.

8.4.6.2 *Costs for Acceleration.* Cost for Acceleration shall be supported by backup documentation, and time sheets signed by the Inspector for each day work has been performed, at or near the time when the Work was performed. A listing on the time sheet shall document all labor, materials and services utilized that day and provide areas of work, and amount of work performed. Contractor shall comply with submission requirements of Article 7.7.

GENERAL CONDITIONS

ARTICLE 9 PAYMENTS AND COMPLETION

9.1 CONTRACT SUM

The Contract Sum or Contract Price is stated in the Agreement and, including authorized adjustments, is the total amount payable by the District to the Contractor for performance of the Work under the Contract Documents.

9.2 COST BREAKDOWN

9.2.1 Required Information

Contractor shall furnish the following:

- a. Within ten (10) days after Notice to Proceed, a detailed breakdown of the Contract Price (hereinafter “Schedule of Values”) for each Project, Site, building, Milestone or other meaningful method to measure the level of Project Completion as determined by the District shall be submitted as a Submittal for the Project.;
- b. Within ten (10) days after the date of the Notice to Proceed, a schedule of estimated monthly payment requests due the Contractor showing the values and construction time of the various portions of the Work to be performed by it and by its Subcontractors or material and equipment suppliers containing such supporting evidence as to its correctness as the District may require;
- c. Within ten (10) days after the date of the Notice to Proceed, address, telephone number, telecopier number, California State Contractors License number, classification and monetary value of all subcontracts for parties furnishing labor, material, or equipment for completion of the Project.

9.2.2 Information and Preparation of Schedule of Values

9.2.2.1 *Break Down of Schedule of Values.* Schedule of Values shall be broken down by Project, site, building, Milestone, or other meaningful method to measure the level of Project Completion as determined by the District.

9.2.2.2 *Based on Contractor Bid Costs.* The Schedule of Values shall be based on the costs from Contractor’s bid to the District. However, the submission of the Schedule of Values shall not be front loaded so the Contractor is paid a greater value than the value of the Work actually performed and shall not shift funds from parts of the Project that are later to Work that is performed earlier.

9.2.2.3 Largest Dollar Value for Each Line Item. Identify Subcontractors and materials suppliers proposed to provide portions of Work equal to or greater than ten thousand dollars (\$10,000) or one-half of one percent (0.5%) of their Contract Price, whichever is less.

9.2.2.4 *Allowances.* Any Allowances provided for in the Contract shall be a line item in the Schedule of Values.

9.2.2.5 *Labor and Materials Shall Be Separate.* Labor and Materials shall be broken into two separate line items unless specifically agreed in writing by the District.

GENERAL CONDITIONS

9.2.3 District Approval Required

The District shall review all submissions received pursuant to Article 9.2 in a timely manner. All submissions must be approved by the District before becoming the basis of any payment.

9.3 PROGRESS PAYMENTS

9.3.1 Payments to Contractor

Unless there is a resolution indicating that the Work for the Project is substantially complex, within thirty-five (35) days after approval of the Request for Payment, Contractor shall be paid a sum equal to ninety-five percent (95%) of the value of the Work performed (as certified by Architect and Inspector and verified by Contractor) up to the last day of the previous month, less the aggregate of previous payments. In the case of a Project designated substantially complex, the sum paid to the Contractor shall be equal to ninety percent (90%) of the value of the Work performed (as certified by the Architect and Inspector and verified by Contractor). The value of the Work completed shall be the Contractor's best estimate. Work completed as estimated shall be an approximation or estimate only and no mistake, inaccuracy, error or falsification in said any approved estimate shall operate to release the Contractor, or any Surety upon any bond, from damages arising from such Work, or from the District's enforcement of each and every provision of this Contract including but not limited to the Performance Bond and Payment Bond. The District shall have the right to subsequently to correct any mistake, inaccuracy, error or falsification made or otherwise set forth in any approved Request for Payment and such correction may occur in any future Payment Application or in the Retention Payment to the Contractor. No Surety upon any bond shall be relieved, released or exonerated of its obligations under this Contract or any applicable bond when the District is unable to correct an overpayment to the Contractor due to any abandonment by the Contractor or termination by the District.

The Contractor shall not be entitled to have any payment requests processed, or be entitled to have any payment made for Work performed, so long as any lawful or proper direction given by the District concerning the Work, or any portion thereof, remains incomplete.

Notwithstanding anything to the contrary stated above, the Contractor may include in its Request for Payment the value of any structural steel, glue laminated beams, trusses, bleachers and other such custom-made materials prepared specifically for the Project and unique to the Project so long as all of the following requirements are satisfied:

- a. The aggregate cost of materials stored off-site shall not exceed Twenty Five Thousand Dollars (\$25,000) at any time or as otherwise agreed to be District in writing;
- b. Title to such materials shall be vested in the District as evidenced by documentation satisfactory in form and substance to the District, including, without limitation, recorded financing statements, UCC filings and UCC searches;
- c. With each Contractor Request for Payment, the Contractor shall submit to the District a written list identifying each location where materials are stored off-site (which must be a bonded warehouse) and the value of the materials at each location. The Contractor shall procure insurance satisfactory to the District (in its reasonable discretion) for materials stored off-site in an amount not less than the total value thereof;

GENERAL CONDITIONS

- d. The consent of any Surety shall be obtained to the extent required prior to payment for any materials stored off-site;
- e. Representatives of the District shall have the right to make inspections of the storage areas at any time; and
- f. Such materials shall be: (1) protected from diversion, destruction, theft and damage to the reasonable satisfaction of the District; (2) specifically marked for use on the Project; and (3) segregated from other materials at the storage facility.

9.3.2 Purchase of Materials and Equipment and Cost Fluctuations

The Contractor is required to order, obtain, and store materials and equipment sufficiently in advance of its Work at no additional cost or advance payment from District to assure that there will be no delays. Contractor understands that materials fluctuate in value and shall have adequately addressed market fluctuations through agreements with Contractor vendors or by other means. Contractor further understands and incorporates into Contractor's bid cost any wage rate increases during the Project for the Contractor's labor force as well as all other Subcontractor and vendor labor forces. District shall not be responsible for market fluctuations in costs or labor rate increases during the Project. Contractor further has incorporated any and all cost increases in areas of Work where there may be schedule variations so that cost increases are not passed through to the District.

9.3.3 No Waiver

No payment by District hereunder shall be interpreted so as to imply that District has inspected, approved, or accepted any part of the Work. Contractor specifically understands that Title 24 Section 4-343 which states:

"It is the duty of the contractor to complete the work covered by his or her contract in accordance with the approved Plans and Specifications therefore. The contractor in no way is relieved of any responsibility by the activities of the Architect, Engineer, Inspector or DSA in the performance of such duties... In no case, however, shall the instruction of the Architect or registered Engineer be construed to cause work to be done with is not in conformity with the approved Plans, Specifications, and change orders..."

Notwithstanding any payment, the District may enforce each and every provision of this Contract which includes, but is not limited to, the Performance Bond and Payment Bond. The District may correct any error subsequent to any payment. In no event shall the Contractor or the Surety be released or exonerated from performance under this Contract when the District overpays the Contractor based upon any mistake, inaccuracy, error or falsification in any estimate that is included in any Request for Payment.

9.3.4 Issuance of Certificate of Payment

The Architect shall, within seven (7) days after receipt of the Contractor's Application for Payment, either approve such payment or notify the Contractor in writing of the Architect's reasons for withholding approval in whole or in part as provided in Article 9.6. The review of the Contractor's Application for Payment by the Architect is based on the Architect's observations at the Project and the data comprising the Application for Payment that the Work has progressed to the point indicated and that, to the best of the Architect's knowledge, information, and belief, the quality of the Work is in accordance with the Contract Documents. In some cases, the Architect may act upon or rely on the evaluation of the

GENERAL CONDITIONS

Work by the Inspector. This review of Payment Applications is sometimes called a “Pencil Draft.” District’s return of a Pencil Draft shall constitute the District’s dispute of the Payment Application that has been submitted. Contractor shall promptly respond to Pencil Drafts or Contractor’s Payment Applications may be delayed. Contractor’s failure to promptly respond to a Pencil Draft shall qualify as a delay in the prompt payment of a Request for Payment or Request for Retention. The foregoing representations are subject to: (1) an evaluation of the Work for conformance with the Contract Documents, (2) results of subsequent tests and inspections, (3) minor deviations from the Contract Documents correctable prior to completion, and (4) specific qualifications expressed by the Architect. The issuance of a Certificate for Payment will further constitute the Contractor’s verified representation that the Contractor is entitled to payment in the amount certified.

9.3.5 Payment of Undisputed Contract Payments

In accordance with Public Contract Code section 7100, payments by the District to the Contractor for any and all undisputed amounts (including all Progress Payments, Final Payments or Retention Payment) is contingent upon submission of a proper and accurate Payment Application and the Contractor furnishing the District with a release of all Claims against the District related to such undisputed amounts. Disputed Contract Claims in stated amounts may be specifically excluded by the Contractor from the operation of the release. If, however, the Contractor specifically excludes any Claims, the Contractor shall provide details such as a specific number of disputed days or costs of any such exclusion in accordance with Articles 4.6 and 7.7.

9.4 APPLICATIONS FOR PROGRESS PAYMENTS

9.4.1 Procedure

9.4.1.1 *Application for Progress.* On or before the fifth (5th) day of each calendar month during the progress of the Work, Contractor shall submit to the Architect an itemized Application for Progress Payment for operations completed. Such application shall be notarized, if required, and supported by the following or such portion thereof as Architect requires:

1. The amount paid to the date of the Payment Application to the Contractor, to all its Subcontractors, and all others furnishing labor, material, or equipment for its Contract;
2. The amount being requested under the Payment Application by the Contractor on its own behalf and separately stating the amount requested on behalf of each of the Subcontractors and all others furnishing labor, material, and equipment under the Contract;
3. The balance that will be due to each of such entities after said payment is made;
4. A certification that the As-Built Drawings and Annotated Specifications are current;
5. Itemized breakdown of Work done for the purpose of requesting partial payment;
6. An updated or approved Baseline Schedule or other Schedule updates in conformance with Article 8;

GENERAL CONDITIONS

7. Failure to submit an updated Schedule for the month or any previous month;
8. The additions to and subtractions from the Contract Price and Contract Time;
9. A summary of the Retention held;
10. Material invoices, evidence of equipment purchases, rentals, and other support and details of cost as the District may require from time to time;
11. The percentage of completion of the Contractor's Work by line item;
12. An updated Schedule of Values from the preceding Application for Payment;
13. Prerequisites for Progress Payments; and
14. Any other information or documents reasonably requested by the District, Architect, Inspector or CM (if applicable).

9.4.1.2 *First Payment Request.* The following items, if applicable, must be completed before the first payment request will be accepted for processing:

1. Installation of the Project sign;
2. Receipt by Architect of Submittals;
3. Installation of field office;
4. Installation of temporary facilities and fencing;
5. Submission of documents listed in the Article 9.2 relating to Contract Price breakdown;
6. Preliminary schedule analysis, due within 10 days after Notice to Proceed;
7. Contractor's Baseline Schedule (to be CPM based in conformance with Article 8);
8. Schedule of unit prices, if applicable;
9. Submittal Schedule;
10. Copies of necessary permits;
11. Copies of authorizations and licenses from governing authorities;
12. Initial progress report;
13. Surveyor qualifications;

GENERAL CONDITIONS

14. Written acceptance of District's survey of rough grading, if applicable;
15. List of all Subcontractors, with names, license numbers, telephone numbers, and scope of work;
16. All bonds and insurance endorsements; and
17. Resumes of General Contractor's Project Manager, and if applicable, job site secretary, record documents recorder, and job site Superintendent.

9.4.1.3 *Second Payment Request.* The second payment request will not be processed until all Submittals and Shop Drawings have been accepted for review by the Architect.

9.4.1.4 *All Payment Requests.* No payment requests will be processed unless Contractor has submitted copies of the certified payroll records for the Work which correlates to the payment request and a proper CPM schedule pursuant to Article 8 is submitted.

9.4.1.5 *Final Payment Application (90% or 95%).* See Article 9.11.1

9.4.1.6 *Final Payment Application (100%).* See Article 9.11.3

9.5 STOP NOTICE CLAIMS AND WARRANTY OF TITLE

The Contractor warrants title to all Work. The Contractor further warrants that all Work is free and clear of liens, claims, security interests, stop notices, or encumbrances in favor of the Contractor, Subcontractors, material and equipment suppliers, or other persons or entities making a claim by reason of having provided labor, materials, and equipment relating to the Work. Failure to keep work free of liens, stop notices, claims, security interests or encumbrances is grounds to make a claim against Contractor's Payment and Performance Bond to immediately remedy and defend.

If a lien or stop notice of any nature should at any time be filed against the Work or any District property, by any entity which has supplied material or services at the request of the Contractor, Contractor and Contractor's Surety shall promptly, on demand by District and at Contractor's and Surety's own expense, take any and all action necessary to cause any such lien or stop notice to be released or discharged immediately therefrom.

If the Contractor fails to furnish to the District within ten (10) calendar days after written demand by the District, satisfactory evidence that a lien or stop notice has been so released, discharged, or secured, then District may discharge such indebtedness and deduct the amount required therefor, together with any and all losses, costs, damages, and attorney's fees and expense incurred or suffered by District from any sum payable to Contractor under the Contract. In addition, any liens, stop notices, claims, security interests or encumbrances shall trigger the indemnification requirements under Article 3.15 and the Agreement Form, and shall act as a trigger under Civil Code section 2778 and 2779 requiring reimbursement for any and all costs following the District's written demand has been made. Any withholdings by the District for stop notices in accordance with Civil Code section 9358 shall not be a basis by the Contractor to make a Claim for interest penalties under Public Contract Code sections 7107 or 20104.50.

9.6 DECISIONS TO WITHHOLD PAYMENT

9.6.1 Reasons to Withhold Payment

GENERAL CONDITIONS

The District may withhold payment in whole, or in part, to the extent reasonably necessary to protect the District if, in the District's opinion, the representations to the District required by Article 9.4 cannot be made. The District may withhold payment, in whole, or in part, to such extent as may be necessary to protect the District from loss because of, but not limited to:

- a. Defective Work not remedied;
- b. Stop notices served upon the District;
- c. Liquidated Damages assessed against the Contractor;
- d. The cost of Completion of the Contract if there exists reasonable doubt that the Work can be Completed for the unpaid balance of any Contract Price or by the completion date;
- e. Damage to the District or other contractor;
- f. Unsatisfactory prosecution of the Work by the Contractor;
- g. Failure to store and properly secure materials;
- h. Failure of the Contractor to submit on a timely basis, proper and sufficient documentation required by the Contract Documents, including, without limitation, acceptable monthly progress schedules, Shop Drawings, Submittal schedules, Schedule of Values, Product Data and samples, proposed product lists, executed Change Order, Construction Change Documents, and verified reports;
- i. Failure of the Contractor to maintain As-Built Drawings;
- j. Erroneous estimates by the Contractor of the value of the Work performed, or other false statements in a Payment Application;
- k. Unauthorized deviations from the Contract Documents (including but not limited to Unresolved Notices of Deviations (DSA Form 154));
- l. Failure of the Contractor to prosecute the Work in a timely manner in compliance with established progress schedules and completion dates.;
- m. Failure to properly pay prevailing wages as defined in Labor Code section 1720, et seq.;
- n. Failure to properly maintain or clean up the Site;
- o. Payments to indemnify, defend, or hold harmless the District;
- p. Any payments due to the District including but not limited to payments for failed tests, or utilities changes or permits;
- q. Failure to submit an acceptable Baseline Schedule or any Schedule or Schedule update in accordance with Article 8;
- r. Failure to pay Subcontractor or suppliers as required by Article 9.8.1;

GENERAL CONDITIONS

- s. Failure to secure warranties, including the cost to pay for warranties;
- t. Failure to provide releases from material suppliers or Subcontractors when requested to do so;
- u. Items deducted pursuant to Article 2.2;
- v. Incomplete Punch List items under Article 9.9.1.2 which have gone through the Article 2.2 process; or
- w. Allowances that have not been used.

9.6.2 Reallocation of Withheld Amounts

District may, in its discretion, apply any withheld amount to payment of outstanding claims or obligations as defined in Article 9.6.1 and 9.5. In so doing, District shall make such payments on behalf of Contractor. If any payment is so made by District, then such amount shall be considered as a payment made under Contract by District to Contractor and District shall not be liable to Contractor for such payments made in good faith. Such payments may be made without prior judicial determination of claim or obligation. District will render Contractor an accounting of such funds disbursed on behalf of Contractor.

If Contractor defaults or neglects to carry out the Work in accordance with the Contract Documents or fails to perform any provision thereof, District may, after ten (10) calendar days written notice to the Contractor and without prejudice to any other remedy make good such deficiencies. The District shall adjust the total Contract price by reducing the amount thereof by the cost of making good such deficiencies. If District deems it inexpedient to correct Work which is damaged, defective, or not done in accordance with Contract provisions, an equitable reduction in the Contract Price (of at least 150% of the estimated reasonable value of the nonconforming Work) shall be made therefor.

9.6.3 Payment After Cure

When the grounds for declining approval are removed, payment shall be made for amounts withheld because of them. No interest shall be paid on any retainage or amounts withheld due to the failure of the Contractor to perform in accordance with the terms and conditions of the Contract Documents.

9.7 NONCONFORMING WORK

Contractor shall promptly remove from premises all Work identified by District as failing to conform to the Contract whether incorporated or not. Contractor shall promptly replace and re-execute its own Work to comply with the Contract without additional expense to District and shall bear the expense of making good all Work of other contractors destroyed or damaged by such removal or replacement.

If Contractor does not remove such Work which has been identified by District as failing to conform to the Contract Documents within a reasonable time, fixed by written notice, District may remove it and may store the material at Contractor's expense. If Contractor does not pay expenses of such removal within ten (10) calendar days' time thereafter, District may, upon ten (10) calendar days' written notice, sell such materials at auction or at private sale and shall account for net proceeds thereof, after deducting all costs and expenses that should have been borne by Contractor.

GENERAL CONDITIONS

9.8 SUBCONTRACTOR PAYMENTS

9.8.1 Payments to Subcontractors

No later than ten (10) days after receipt, or pursuant to Business and Professions Code section 7108.5, the Contractor shall pay to each Subcontractor, out of the amount paid to the Contractor on account of such Subcontractor's portion of the Work, the amount to which said Subcontractor is entitled. The Contractor shall, by appropriate agreement with each Subcontractor, require each Subcontractor to make payments to Sub-subcontractors in a similar manner.

9.8.2 No Obligation of District for Subcontractor Payment

The District shall have no obligation to pay, or to see to the payment of, money to a Subcontractor except as may otherwise be required by law.

9.8.3 Payment Not Constituting Approval or Acceptance

An approved Request for Payment, a progress payment, a Certificate of Substantial Completion, or partial or entire use or occupancy of the Project by the District shall not constitute acceptance of Work that is not in accordance with the Contract Documents.

9.8.4 Joint Checks

District shall have the right, if necessary for the protection of the District, to issue joint checks made payable to the Contractor and Subcontractors and material or equipment suppliers. The joint check payees shall be responsible for the allocation and disbursement of funds included as part of any such joint payment. In no event shall any joint check payment be construed to create any contract between the District and a Subcontractor of any tier, any obligation from the District to such Subcontractor, or rights in such Subcontractor against the District. The District may choose to issue joint checks at District's sole discretion and only after all the requirements of that particular school district and county are specifically met. Some school districts cannot issue joint checks, so the ability to issue joint checks depends on the school district and the specific circumstances.

9.9 COMPLETION OF THE WORK

9.9.1 Close-Out Procedures

9.9.1.1 *Incomplete Punch Items.* When the Contractor considers the Work Substantially Complete (See Article 1.1.46 for definition of Substantially Complete), the Contractor shall prepare and submit to the District a comprehensive list of minor items to be completed or corrected (hereinafter "Incomplete Punch Items" or "Punch List"). The Contractor and/or its Subcontractors shall proceed promptly to complete and correct the Incomplete Punch Items listed. Failure to include an item on such list does not alter the responsibility of the Contractor to complete all Work in accordance with the Contract Documents. Contractor is aware that Title 24 Section 4-343(a) provides:

"RESPONSIBILITIES. IT IS THE DUTY OF THE CONTRACTOR TO COMPLETE THE WORK COVERED BY HIS OR HER CONTRACT IN ACCORDANCE WITH THE APPROVED PLANS AND SPECIFICATIONS THEREFOR. THE CONTRACTOR IN NO WAY IS RELIEVED OF ANY RESPONSIBILITY BY THE ACTIVITIES OF THE ARCHITECT, ENGINEER, INSPECTOR OR DSA IN THE PERFORMANCE OF SUCH DUTIES.

GENERAL CONDITIONS

9.9.1.2 *Punch List Is Prepared Only After the Project Is Substantially Complete.* If any of the conditions noted in Article 1.1.46 as defining Substantial Completion are not met, the Inspector, Architect or District may reject Contractor's Incomplete Punch Items as premature. If the Architect and Inspector commence review of Incomplete Punch Items, all rights are reserved until the Project actually meets the definition of Substantially Complete. Liquidated Damages, warranties, and other contractual rights are not affected by Incomplete Punch Items unless otherwise addressed in these General Conditions.

Once the Inspector and the Architect determine the Project is Substantially Complete, a Certificate of Substantial Completion shall be issued. The Inspector and Architect shall prepare a Punch List of items which is an inspection report of the Work, if any, required in order to complete the Contract Documents and ensure compliance with the DSA Approved Plans so the Project may be Completed by the Contractor and a final DSA Close-Out is approved. When all Work for the Project is Complete, including Punch Lists and all Work complies with the approved Contract Documents and Change Orders, the Project has reached Final Completion.

9.9.1.3 *Time for Completion of Punch List.* Contractor shall only be given a period of no more than thirty (30) days to complete the Punch List for the Project. During the Punch List period, the Contractor's Superintendent and Project Manager shall remain engaged in the Project and shall not be removed or replaced. If the Punch List is not completed at the end of the Punch List time then Contractor shall issue a valued Punch List within 5 days after the date the Punch List time ends. If Contractor does not issue such a list, the District or Architect may issue a valued Punch List to the Contractor and withhold up to 150% of the value of the Punch List Work pursuant to Article 2.2 of this Agreement.

Failure to issue a timely written request for additional time to complete Punch List shall result in the deletion of the remaining Punch List Work pursuant to Article 2.2 and the issuance of a Deductive Change Order.

- a. Extension of Time to Complete Punch List. If Contractor cannot finish the Punch List Work during the time period allotted under Article 9.9.1.3, the Contractor may make a written request for a Non-Compensable Punch List time extension accompanied by an estimate of the number of additional days it will take to complete the Punch List Work for a written consent from the District to allow continued Punch List Work. Punch List time extensions are a maximum of thirty (30) days for each request and must be accompanied by an itemized valued Punch List.
- b. If there is no valued Punch List accompanying any request or if Contractor intends to undertake Punch List without the continued support and supervision of its Superintendent and Project Manager (as required under Article 3.2), the District, Construction Manager or Architect may issue a valued Punch List, reject the Punch List Time Extension and deduct 150% of the valued Punch List pursuant to Article 2.2 and proceed to Close-Out the Project. Contractor shall cease work on the Project and proceed to complete Contractor's Retention Payment Application and complete the Work for the Project required pursuant to Article 9.11.3.

9.9.1.4 *District Rejection of Written Request for Punch List Time Extensions.* Following sixty (60) Days of Punch List under Article 9.9.1.3, the District has the option of rejecting Punch List Time Extension requests. The District may proceed under Article 2.2 and deduct the value of remaining Punch List Work pursuant to Article 2.2. If the District rejects the Punch List Time Extension request then Contractor shall cease Work on the Project and proceed to Final Inspection pursuant to Article 9.11.2.

GENERAL CONDITIONS

9.9.1.5 *Punch List Liquidated Damages to Compensate for Added District Project Costs.* If the total time utilized for Punch List exceeds sixty (60) days [the thirty (30) day period under Article 9.9.1.3 plus an additional thirty (30) day period that has been requested in writing], and the District grants an additional written Punch List Time Extension that exceeds sixty (60) days of Punch List, then Contractor shall be charged Liquidated Damages of at least \$750 per day for continued Punch List Work to partially compensate the Inspector, Architect, and Construction Manager's extended time on the Project. This Punch List Liquidated Damage number is based on anticipated cost for an Inspector on site and additional costs for the Architect and Construction Manager to reinspect Punch List items and perform the administration of the Close-out.

Contractor received thirty (30) days without any charges for Punch List Liquidated Damages and is placed on notice pursuant to this Article 9.9.1.5 that \$750 is due for each day of Punch List that exceeds sixty (60) days at \$750, a cost much lower than typical (and actual) costs for Inspection, Architect and Construction Manager time required during Punch List. Starting at ninety (90) days of Punch List (an excessive number of days to complete Punch List), the District shall be entitled to adjust Punch List Liquidated Damages to an estimate of the actual costs incurred to oversee, monitor and inspect the Punch List. If costs exceed \$750 per day, the anticipated extended contract charges for Inspection, Architect, Construction Manager, and any other costs that will be incurred due to the extended Punch List shall be itemized and a daily rate of Punch List Liquidated Damages shall be presented in writing to the Contractor within five (5) days following the receipt of a written request for Punch List Time Extension by the Contractor that extends the Punch List time beyond ninety (90) days. This written notice of actual Punch List Liquidated Damages may be provided to the Contractor at any time following the first written request for Punch List Time extension requested under Article 9.9.1.3. The adjusted actual Punch List Liquidated Damage amount shall be applicable as Punch List Liquidated Damages commencing on the ninetieth (90th) day of Punch List.

9.9.2 Close-Out Requirements for Final Completion of the Project

- a. Utility Connections. Buildings shall be connected to water, gas, sewer, and electric services, complete and ready for use. Service connections shall be made and existing services reconnected
- b. As-Builts Up to Date and Complete. The intent of this procedure is to obtain an exact "As-Built" record of the Work upon completion of the project. The following information shall be carefully and correctly drawn on the prints and all items shall be accurately located and dimensioned from finished surfaces of building walls on all As-Built Drawings
 1. The exact location and elevations of all covered utilities, including valves, cleanouts, etc. must be shown on As-Built Drawings
 2. Contractor is liable and responsible for inaccuracies in As-Built Drawings, even though they become evident at some future date.
 3. Upon completion of the Work and as a condition precedent to approval of Retention Payment, Contractor shall obtain the Inspector's approval of the "As-Built" information. When completed, Contractor shall deliver corrected sepias and/or a Diskette with an electronic file in a format acceptable to the District.

GENERAL CONDITIONS

4. District may withhold the cost to hire a draftsman and potholing and testing service to complete Record As-Built Drawings at substantial cost if the Contractor does not deliver a complete set of Record As-Built Drawings. This shall result in withholding of between \$10,000 to \$20,000 per building that does not have a corresponding Record As Built Drawing.
- c. Any Work not installed as originally indicated on approved Drawings, Specifications, Addenda and other Contract Documents.
- d. All DSA Close-Out requirements (See DSA Certification Guide) Contractor is also specifically directed to Item 3.2 in the DSA Certification Guide and the applicable certificates for the DSA-311 form.
- e. Submission of Form 6-C. Contractor shall be required to execute a Form 6-C as required under Title 24 Sections 4-343. The Contractor understands that the filing with DSA of a Form 6-C is a requirement to obtain final DSA Approval of the construction by Contractor and utilized to verify under penalty of perjury that the Work performed by Contractor complies with the DSA approved Contract Documents. The failure to file a DSA Form 6C has two consequences. First, the Construction of the Project will not comply with the design immunity provisions of Government Code section 830.6 and exposes the District and the individual Board members to personal liability for injuries that occur on the Project.

Secondly , under DSA IR A-20, since the Project cannot be Certified by DSA, no future or further Projects will be authorized so Contractor will have essentially condemned the campus from any future modernization or addition of new classrooms through their failure to file the DSA Form 6C.

1. *Execution of the DSA Form 6-C is Mandatory.* Refusal to execute the Form 6-C, which is a Final DSA Verified Report that all Work performed complies with the DSA approved Contract Documents is a violation of Education Code section 17312 and shall be referred to the Attorney General for Prosecution.
 2. *Referral to the District Attorney for Extortion.* If the Contractor's refusal to execute the DSA Form 6C is to leverage a Dispute, Claim or Litigation, then the matter shall also be referred to the District Attorney for prosecution for extortion.
 3. *Contractor shall be Responsible for All Costs to Certify the Project.* The District may certify the Project complies with Approved Plans and Specifications by utilizing the procedures under the Project Certification Guide (located at the DSA website). All costs for professionals, inspection, and testing required for an alternate Project Certification shall be the Contractor's responsibility and the District reserves its right to institute legal action against the Contractor and Contractor's Surety for all costs to certify the Project and all costs to correct Non-Compliant Work that is discovered during the Alternate Certification Process.
- f. ADA Work that must be corrected to receive DSA certification. See Article 12.2.

GENERAL CONDITIONS

- g. Maintenance Manuals. At least thirty (30) days prior to final inspection, three (3) copies of complete operations and maintenance manuals, repair parts lists, service instructions for all electrical and mechanical equipment, and equipment warranties shall be submitted. All installation, operating, and maintenance information and Drawings shall be bound in 8½” x 11” binders. Provide a table of contents in front and all items shall be indexed with tabs. Each manual shall also contain a list of Subcontractors, with their addresses and the names of persons to contact in cases of emergency. Identifying labels shall provide names of manufactures, their addresses, ratings, and capacities of equipment and machinery.
1. Maintenance manuals shall also be delivered in electronic media for the Project. Any demonstration videos shall also be provided on electronic media.
- h. Inspection Requirements. Before calling for final inspection, Contractor shall determine that the following Work has been performed:
1. The Work has been completed;
 2. All fire/ life safety items are completed and in working order;
 3. Mechanical and electrical Work complete, fixtures in place, connected and tested;
 4. Electrical circuits scheduled in panels and disconnect switches labeled;
 5. Painting and special finishes complete;
 6. Doors complete with hardware, cleaned of protective film relieved of sticking or binding and in working order;
 7. Tops and bottoms of doors sealed;
 8. Floors waxed and polished as specified;
 9. Broken glass replaced and glass cleaned;
 10. Grounds cleared of Contractor’s equipment, raked clean of debris, and trash removed from Site;
 11. Work cleaned, free of stains, scratches, and other foreign matter, replacement of damaged and broken material;
 12. Finished and decorative work shall have marks, dirt and superfluous labels removed;
 13. Final cleanup, as in Article 3.12;
 14. All Work pursuant to Article 9.11; and

GENERAL CONDITIONS

15. Furnish a letter to District stating that the District's Representative or other designated person or persons have been instructed in working characteristics of mechanical and electrical equipment.

9.9.3 Costs of Multiple Inspections

More than two (2) requests of the District to make inspections required under Article 9.9.1 shall be considered an additional service of Architect, Inspector, Engineer or other consultants shall be the Contractor's responsibility pursuant to Article 4.5 and all subsequent costs will be prepared as a Deductive Change Order.

9.10 PARTIAL OCCUPANCY OR USE

9.10.1 District's Rights

The District may occupy or use any completed or partially completed portion of the Work at any stage. The District and the Contractor shall agree in writing to the responsibilities assigned to each of them for payments, security, maintenance, heat, utilities, damage to the Work, insurance, the period for correction of the Work, and the commencement of warranties required by the Contract Documents. If District and Contractor cannot agree as to responsibilities such disagreement shall be resolved pursuant to Article 4.6. When the Contractor considers a portion complete, the Contractor shall prepare and submit a Punch List to the District as provided under Article 9.9.1.

9.10.2 Inspection Prior to Occupancy or Use

Immediately prior to such partial occupancy or use, the District, the Contractor, and the Architect shall jointly inspect the area to be occupied or portion of the Work to be used in order to determine and record the condition of the Work.

9.10.3 No Waiver

Unless otherwise agreed upon, partial occupancy or use of a portion or portions of the Work shall not constitute acceptance of Work not complying with the requirements of the Contract Documents.

9.11 COMPLETION AND FINAL PAYMENT

9.11.1 Final Payment (90% Billing if Substantially Complex Finding is made and 95% Billing if No Finding is Made)

The following items must be completed before the Final Payment Application will be accepted for processing at Substantial Completion of the Project:

- a. Inspector sign-off of each item in the DSA 152 Project Inspection Card;
- b. The Project has reached the Punch List items under Article 9.9.1.2 and the Project has been determined to be Substantially Complete under Article 1.1.28;
- c. Removal of temporary facilities and services;
- d. Testing, adjusting and balance records are complete;
- e. Removal of surplus materials, rubbish, and similar elements;

GENERAL CONDITIONS

- f. Changeover of door locks;
- g. Deductive items pursuant to Article 9.6 and Article 2.2; and,
- h. Completion and submission of all final Change Orders for the Project.

9.11.2 Final Inspection (Punch List Completion)

Contractor shall comply with Punch List procedures under Article 9.9.1.1, and maintain the presence of Project Superintendent and Project Manager (not replacement project superintendent or project manager) until the Punch List is complete to ensure proper and timely completion of the Punch List. Under no circumstances shall Contractor demobilize its forces prior to completion of the Punch List.

Upon completion of the Work under Article 9.9.1, the Contractor shall notify the District and Architect, who shall again inspect such Work. If the Architect and the District find the Work contained in the Punch List acceptable under the Contract Documents, the Work shall have reached Final Completion. Architect shall notify Contractor, who shall then submit to the Architect its Application for Retention Payment. This Application for Retention Payment shall contain any deductions under Article 9.6, including but not limited to incomplete Punch List items under Article 9.9.1.

Upon receipt and approval of Application for Retention Payment, the Architect shall issue a Form 6 stating that to the best of its knowledge, information, and belief, and on the basis of its observations, inspections, and all other data accumulated or received by the Architect in connection with the Work, such Work has been completed in accordance with the Contract Documents. The District shall thereupon inspect such Work and either accept the Work as complete or notify the Architect and the Contractor in writing of reasons why the Work is not complete. Upon acceptance of the Work of the Contractor as fully complete (which, absent unusual circumstances, will occur when the Punch List items have been satisfactorily completed), the District shall record a Notice of Completion with the County Recorder, and the Contractor shall, upon receipt of payment from the District, pay the amounts due Subcontractors.

If the Architect and the District find that the Work contained in the Punch List is unacceptable, then Contractor shall issue a valued Punch List within 5 days after the date the Punch List time ends. If Contractor does not issue such a list, the District or Architect may issue a valued Punch List to the Contractor and withhold up to 150% of the value of the Punch List Work pursuant to Article 2.2 of this Agreement.

9.11.3 Retainage (100% Billing for the Entire Project)

The retainage, less any amounts disputed by the District or which the District has the right to withhold pursuant to the Contract Documents (including but not limited to incomplete Punch List items under Article 9.9.1), shall be paid after approval by the District of the Application for Retention Payment, after the satisfaction of the conditions set forth in Article 9, the Final Inspection under Article 9.11.2 is completed, and after thirty-five (35) days after the acceptance of the Work and recording of the Notice of Completion by District. No interest shall be paid on any retainage, or on any amounts withheld due to a failure of the Contractor to perform, in accordance with the terms and conditions of the Contract Documents, except as provided to the contrary in any escrow agreement between the District and the Contractor.

- a. Procedures for Application for Retention Payment. The following conditions must be fulfilled prior to release of Retention Payment:

GENERAL CONDITIONS

1. A full and final waiver or release of all stop notices in connection with the Work shall be submitted by Contractor, including a release of stop notice in recordable form, together with (to the extent permitted by law) a copy of the full and final release of all Stop Notice rights.
2. The Contractor shall have made all corrections, including all Punch List Items, to the Work which are required to remedy any defects therein, to obtain compliance with the Contract Documents or any requirements of applicable codes and ordinances, or to fulfill any of the orders or directions of District required under the Contract Documents.
3. Each Subcontractor shall have delivered to the Contractor all written guarantees, warranties, applications, releases from the Surety and warranty bonds (if applicable) required by the Contract Documents for its portion of the Work.
4. Contractor must have completed all requirements set forth in Article 9.9
5. Contractor must have issued a Form 6C for the Project.
6. The Contractor shall have delivered to the District all manuals and materials required by the Contract Documents.
7. The Contractor shall have completed final clean up as required by Article 3.12
8. Contractor shall have all deductive items under Article 9.6 and Article 2.2 submitted as part of the Retention Payment.

9.11.4 Recording of a Notice of Completion After Punch List Period and Final Inspection.

When the Work, or designated portion thereof, is complete or the District has completed the Article 9.6 and/or the Article 2.2 process, whichever occurs first, the District will file either a Notice of Completion or a Notice of Completion noting valued Punch List items. Valued Punch List items will be deducted from the Retention Payment.

During the time when Work is being performed on the Punch List, the Project does not meet the definition of "Complete" under Public Contract Code section 7107(c)(1) even if there is "beneficial occupancy" of the Project since that has been no "cessation of labor" on the Project. Completion of Punch List under this Article is not "testing, startup, or commissioning by the public entity or its agent." In other words, the continuing Punch List Work is Contractor labor on the Project until each and every item of Punch List Work is complete or the time periods under Article 9.9.1 have expired.

9.11.5 Warranties

Warranties required by the Contract Documents shall commence on the date of Completion of the entire Work. Warranty periods DO NOT commence at Substantial Completion or when a particular

GENERAL CONDITIONS

Subcontractor work is complete. No additional charges, extras, Change Orders, or Claims may be sought for warranties commencing from the Notice of Completion.

District shall have the right to utilize equipment, test, and operate as necessary for acclimation, or testing without voiding or starting warranties. Taking beneficial occupancy shall not start warranties except in the case where the District agrees, in writing, that warranties shall commence running or where the District is taking phased occupancy of specific buildings or areas and completes separate Punch Lists as further addressed in Article 4.2.7.

9.11.6 Time for Submission of Application for Final Payment and Retention Payment (Unilateral Processing of Final and Retention Payment Application).

If Contractor submits a Final Payment Application which fails to include deductive items under Article 9.6, the District or Architect shall note this defective request for Final Payment Application. The Contractor shall be notified that specific deductive items shall be included in the Final Payment Application. If Contractor either continues to submit the Final Payment Application without deductive items under Article 9.6, or a period of 14 calendar days passes after Contractor is provided written notice of deductive items for inclusion in Final Payment Application, then District may either alter the Final Payment Application and recalculate the math on the Final Payment Application to address the Article 9.6 deductive items or process a unilateral Final Payment Application.

9.11.7 Unilateral Release of Retention

After the recordation of the Notice of Completion, or within sixty (60) days following the completion of the Punch List or the expiration of the time for completion of Punch List under Article 9.9.1, if Contractor does not make an Application for Release of Retention, the District may unilaterally release retention less any deducts under Article 9.6 and/or Article 2.2, withholds due to stop notices, or withholdings due to other defective Work on the Project. District may also choose to unilaterally release Retention after deduction of 150% of any disputed items, which may also include items under Article 9.6 and 2.2. If a deduction pursuant to Article 9.6 is made from Retention, a letter deducting specific valued items shall be considered a notice of Default under the terms of the Escrow Agreement.

9.12 SUBSTITUTION OF SECURITIES

The District will permit the substitution of securities in accordance with the provisions of Public Contract Code section 22300 as set forth in the form contained in the Bid Documents.

GENERAL CONDITIONS

ARTICLE 10 PROTECTION OF PERSONS AND PROPERTY

10.1 SAFETY PRECAUTIONS AND PROGRAMS

10.1.1 Contractor Responsibility

The Contractor shall be responsible for all damages to persons or property that occur as a result of its fault or negligence in connection with the prosecution of this Contract and shall take all necessary measures and be responsible for the proper care and protection of all materials delivered and Work performed until completion and final acceptance by the District. All Work shall be solely at the Contractor's risk, with the exception of damage to the Work caused by "acts of God" as defined in Public Contract Code section 7105(b)(2).

Contractor shall take, and require Subcontractor to take, all necessary precautions for safety of workers on the Work and shall comply with all applicable federal, state, local and other safety laws, standards, orders, rules, regulations, and building codes to prevent accidents or injury to persons on, about, or adjacent to premises where Work is being performed and to provide a safe and healthful place of employment. In addition to meeting all requirements of OSHA, Cal-OSHA, state, and local codes, Contractor shall furnish, erect and properly maintain at all times, as directed by District or Architect or required by conditions and progress of Work, all necessary safety devices, safeguards, construction canopies, signs, audible devices for protection of the blind, safety rails, belts and nets, barriers, lights, and watchmen for protection of workers and the public, and shall post danger signs warning against hazards created by such features in the course of construction. Contractor shall designate a responsible member of its organization on the Work, whose duty shall be to post information regarding protection and obligations of workers and other notices required under occupational safety and health laws, to comply with reporting and other occupational safety requirements, and to protect the life, safety and health of workers. The name and position of person so designated shall be reported to District by Contractor. Contractor shall correct any violations of safety laws, rules, orders, standards, or regulations. Upon the issuance of a citation or notice of violation by the Division of Occupational Safety and Health, such violation shall be corrected promptly.

10.1.2 Subcontractor Responsibility

Contractor shall require that Subcontractors participate in, and enforce, the safety and loss prevention programs established by the Contractor for the Project, which will cover all Work performed by the Contractor and its Subcontractors. Each Subcontractor shall designate a responsible member of its organization whose duties shall include loss and accident prevention, and who shall have the responsibility and full authority to enforce the program. This person shall attend meetings with the representatives of the various Subcontractors employed to ensure that all employees understand and comply with the programs.

10.1.3 Cooperation

All Subcontractors and material or equipment suppliers shall cooperate fully with Contractor, the District, and all insurance carriers and loss prevention engineers.

10.1.4 Accident Reports

Subcontractors shall immediately, within two (2) days, report in writing to the Contractor all accidents whatsoever arising out of, or in connection with, the performance of the Work, whether on or off the Site, which caused death, personal injury, or property damage, giving full details and statements of

GENERAL CONDITIONS

witnesses. In addition, if death or serious injuries or serious damages are caused, the accident shall be reported within four (4) days by telephone or messenger. Contractor shall thereafter immediately, within two (2) days, report the facts in writing to the District and the Architect giving full details of the accident.

10.1.5 First-Aid Supplies at Site

The Contractor will provide and maintain at the Site first-aid supplies which complies with the current Occupational Safety and Health Regulations.

10.1.6 Material Safety Data Sheets and Compliance with Proposition 65

Contractor is required to have material safety data sheets available in a readily accessible place at the job site for any material requiring a material safety data sheet per the Federal "hazard communication" standard, or employees' "right-to-know law." The Contractor is also required to properly label any substance brought into the job site, and require that any person working with the material, or within the general area of the material, is informed of the hazards of the substance and follows proper handling and protection procedures.

Contractor is required to comply with the provisions of California Health and Safety Code section 25249, et seq., which requires the posting and giving of notice to persons who may be exposed to any chemical known to the State of California to cause cancer. The Contractor agrees to familiarize itself with the provisions of this Section, and to comply fully with its requirements.

10.1.7 Non-Utilization of Asbestos Material

NO ASBESTOS OR ASBESTOS-CONTAINING PRODUCTS SHALL BE USED IN THIS CONSTRUCTION OR IN ANY TOOLS, DEVICES, CLOTHING, OR EQUIPMENT USED TO EFFECT THIS CONSTRUCTION.

Asbestos and/or asbestos-containing products shall be defined as all items containing, but not limited to, chrysotile, amosite, anthophyllite, tremolite, and antinolite.

Any or all material containing greater than one-tenth of one percent (>.1%) asbestos shall be defined as asbestos-containing material.

All Work or materials found to contain asbestos or Work or material installed with asbestos-containing equipment will be immediately rejected and this Work will be removed at no additional cost to the District.

Decontamination and removal of Work found to contain asbestos or Work installed with asbestos-containing equipment shall be done only under supervision of a qualified consultant, knowledgeable in the field of asbestos abatement and accredited by the Environmental Protection Agency.

The asbestos removal contractor shall be an EPA accredited contractor qualified in the removal of asbestos and shall be chosen and approved by the asbestos consultant, who shall have sole discretion and final determination in this matter.

The asbestos consultant shall be chosen and approved by the District, who shall have sole discretion and final determination in this matter.

GENERAL CONDITIONS

The Work will not be accepted until asbestos contamination is reduced to levels deemed acceptable by the asbestos consultant.

Interface of Work under this Contract with Work containing asbestos shall be executed by the Contractor at his risk and at his discretion, with full knowledge of the currently accepted standards, hazards, risks, and liabilities associated with asbestos work and asbestos-containing products. By execution of this Contract, the Contractor acknowledges the above and agrees to hold harmless District and its assigns for all asbestos liability which may be associated with this work and agrees to instruct his employees with respect to the above-mentioned standards, hazards, risks, and liabilities.

10.2 SAFETY OF PERSONS AND PROPERTY

10.2.1 The Contractor

The Contractor shall take reasonable precautions for the safety of, and shall provide reasonable protection to prevent damage, injury, or loss to:

- a. Employees on the Work and other persons who may be affected thereby;
- b. The Work, material, and equipment to be incorporated therein, whether in storage on or off the Site, under the care, custody, or control of the Contractor or the Contractor's Subcontractors or Sub-subcontractors; and
- c. Other property at the Site or adjacent thereto such as trees, shrubs, lawns, walks, pavement, roadways, structures, and utilities not designated for removal, relocation, or replacement in the course of construction.

Contractor is constructive owner of Project site as more fully discussed in Article 6.2.

10.2.2 Contractor Notices

The Contractor shall give notices and comply with applicable laws, ordinances, rules, regulations, and lawful orders of public authorities bearing on the safety of persons or property or their protection from damage, injury, or loss.

10.2.3 Safety Barriers and Safeguards

The Contractor shall erect and maintain, as required by existing conditions and performance of the Contract, reasonable safeguards for safety and protection, including posting danger signs and other warnings against hazards, promulgating safety regulations, and notifying owners and users of adjacent sites and utilities.

10.2.4 All barriers covering the parameter of the work site must contain opaque windscreens. **Use or Storage of Hazardous Material**

When use or storage of explosives, other hazardous materials or equipment, or unusual methods are necessary for execution of the Work, the Contractor shall exercise utmost care and carry on such activities under supervision of properly qualified personnel. The Contractor shall notify the District any time that explosives or hazardous materials are expected to be stored on Site. Location of storage shall be coordinated with the District and local fire authorities.

GENERAL CONDITIONS

10.2.5 Protection of Work

The Contractor and Subcontractors shall continuously protect the Work, the District's property, and the property of others, from damage, injury, or loss arising in connection with operations under the Contract Documents. The Contractor and Subcontractors, at their own expense, shall make good any such damage, injury, or loss, except such as may be solely due to, or caused by, agents or employees of the District.

The Contractor, at Contractor's expense, will remove all mud, water, or other elements as may be required for the proper protection and prosecution of its Work.

Contractor shall take adequate precautions to protect existing roads, sidewalks, curbs, pavements, utilities, adjoining property and structures (including, without limitation, protection from settlement or loss of lateral support), and to avoid damage thereto, and repair any damage thereto caused by construction operations. All permits, licenses, or inspection fees required for such repair Work shall be obtained and paid for by Contractor.

10.2.6 Requirements for Existing Sites

Contractor shall (unless waived by the District in writing):

- a. When performing construction on existing sites, become informed and take into specific account the maturity of the students on the Site; and perform Work which may interfere with school routine before or after school hours, enclose working area with a substantial barricade, and arrange Work to cause a minimum amount of inconvenience and danger to students and faculty in their regular school activities. The Contractor shall comply with Specifications and directives of the District regarding the timing of certain construction activities in order to avoid unnecessary interference with school functioning.
- b. Avoid performing any Work that will disturb students during testing.
- c. Provide substantial barricades around any shrubs or trees indicated to be preserved.
- d. Deliver materials to building area over route designated by Architect.
- e. Take preventive measures to eliminate objectionable dust, noise, or other disturbances.
- f. Confine apparatus, the storage of materials, and the operations of workers to limits indicated by law, ordinances, permits or directions of Architect; and not interfere with the Work or unreasonably encumber premises or overload any structure with materials; and enforce all instructions of District and Architect regarding signs, advertising, fires, and smoking and require that all workers comply with all regulations while on the Project site.
- g. Take care to prevent disturbing or covering any survey markers, monuments, or other devices marking property boundaries or corners. If such markers are disturbed by accident, they shall be replaced by an approved land surveyor or civil engineer and all maps and records required therefrom shall be filed with county

GENERAL CONDITIONS

and local authorities, at no cost to the District. All filing and plan check fees shall be paid by Contractor.

- h. Provide District on request with Contractor's written safety program and safety plan for each site.

10.2.7 Shoring and Structural Loading

The Contractor shall not impose structural loading upon any part of the Work under construction or upon existing construction on or adjacent to the Site in excess of safe limits, or loading such as to result in damage to the structural, architectural, mechanical, electrical, or other components of the Work. The design of all temporary construction equipment and appliances used in construction of the Work and not a permanent part thereof, including, without limitation, hoisting equipment, cribbing, shoring, and temporary bracing of structural steel, is the sole responsibility of the Contractor. All such items shall conform with the requirements of governing codes and all laws, ordinances, rules, regulations, and orders of all authorities having jurisdiction. The Contractor shall take special precautions, such as shoring of masonry walls and temporary tie bracing of structural steel Work, to prevent possible wind damage during construction of the Work. The installation of such bracing or shoring shall not damage the Work in place or the Work installed by others. Any damage which does occur shall be promptly repaired by the Contractor at no cost to the District.

10.2.8 Conformance within Established Limits

The Contractor and Subcontractors shall confine their construction equipment, the storage of materials, and the operations of workers to the limits indicated by laws, ordinances, permits, and the limits established by the District or the Contractor, and shall not unreasonably encumber the premises with construction equipment or materials.

10.2.9 Subcontractor Enforcement of Rules

Subcontractors shall enforce the District's and the Contractor's instructions, laws, and regulations regarding signs, advertisements, fires, smoking, the presence of liquor, and the presence of firearms by any person at the Site.

10.2.10 Site Access

The Contractor and the Subcontractors shall use only those ingress and egress routes designated by the District, observe the boundaries of the Site designated by the District, park only in those areas designated by the District, which areas may be on or off the Site, and comply with any parking control program established by the District, such as furnishing license plate information and placing identifying stickers on vehicles.

10.2.11 Security Services.

The Contractor shall be responsible for providing security services for the Site as needed for the protection of the Site and as determined in the District's sole discretion.

10.3 EMERGENCIES

10.3.1 Emergency Action

GENERAL CONDITIONS

In an emergency affecting the safety of persons or property, the Contractor shall take any action necessary, at the Contractor's discretion, to prevent threatened damage, injury, or loss. Additional compensation or extension of time claimed by the Contractor on account of an emergency shall be determined as provided in Article 7.

10.3.2 Accident Reports

The Contractor shall promptly report in writing to the District all accidents arising out of or in connection with the Work, which caused death, personal injury, or property damage, giving full details and statements of any witnesses in conformance with Article 10.1.4. In addition, if death, serious personal injuries, or serious property damages are caused, the accident shall be reported in accordance with Article 10.1.4, immediately by telephone or messenger to the District.

10.4 HAZARDOUS MATERIALS

10.4.1 Discovery of Hazardous Materials

In the event the Contractor encounters or suspects the presence on the job site of material reasonably believed to be asbestos, polychlorinated biphenyl (PCB), or any other material defined as being hazardous by § 25249.5 of the California Health and Safety Code, which has not been rendered harmless, the Contractor shall immediately stop Work in the area affected and report the condition to the District and the Architect in writing, whether or not such material was generated by the Contractor or the District. The Work in the affected area shall not thereafter be resumed, except by written agreement of the District and the Contractor, if in fact the material is asbestos, polychlorinated biphenyl (PCB), or other hazardous material, and has not been rendered harmless. The Work in the affected area shall be resumed only in the absence of asbestos, polychlorinated biphenyl (PCB), or other hazardous material, or when it has been rendered harmless by written agreement of the District and the Contractor.

10.4.2 Hazardous Material Work Limitations

In the event that the presence of hazardous materials is suspected or discovered on the Site (except in cases where asbestos and other hazardous material Work in the Contractor's responsibility), the District shall retain an independent testing laboratory to determine the nature of the material encountered and whether corrective measures or remedial action is required. The Contractor shall not be required pursuant to Article 7 to perform without consent any Work in the affected area of the Site relating to asbestos, polychlorinated biphenyl (PCB), or other hazardous material, until any known or suspected hazardous material has been removed, or rendered harmless, or determined to be harmless by District, as certified by an independent testing laboratory and approved by the appropriate government agency.

10.4.3 Indemnification by Contractor for Hazardous Material Caused by Contractor

In the event the hazardous materials on the Project Site is caused by the Contractor, the Contractor shall pay for all costs of testing and remediation, if any, and shall compensate the District for any additional costs incurred as a result of Contractor's generation of hazardous material on the Project Site. In addition, the Contractor shall defend, indemnify and hold harmless District and its agents, officers, and employees from and against any and all claims, damages, losses, costs and expenses incurred in connection with, arising out of, or relating to, the presence of hazardous material on the Project Site.

10.4.4 Terms of Hazardous Material Provision

GENERAL CONDITIONS

The terms of this Hazardous Material provision shall survive the completion of the Work and/or any termination of this Contract.

GENERAL CONDITIONS

ARTICLE 11 INSURANCE AND BONDS

11.1 CONTRACTOR'S LIABILITY INSURANCE

11.1.1 Insurance Requirements

Before the commencement of the Work, the Contractor shall purchase from and maintain in a company or companies lawfully authorized to do business in California with a financial rating of at least an A-VIII status as rated in the most recent edition of Best's Insurance Reports or as amended by the Supplementary General Conditions, such insurance as will protect the District from claims set forth below, which may arise out of or result from the Contractor's Work under the Contract and for which the Contractor may be legally liable, whether such Work are by the Contractor, by a Subcontractor, by anyone directly or indirectly employed by any of them, or by anyone for whose acts any of them may be liable. Any required insurance shall not contain any exclusion that applies to the type of work performed by the Contractor under the Contract Documents.

- a. Claims for damages because of bodily injury, sickness, disease, or death of any person District would require indemnification and coverage for employee claim;
- b. Claims for damages insured by usual personal injury liability coverage, which are sustained by a person as a result of an offense directly or indirectly related to employment of such person by the Contractor or by another person;
- c. Claims for damages because of injury or destruction of tangible property, including loss of use resulting therefrom, arising from operations under the Contract Documents;
- d. Claims for damages because of bodily injury, death of a person, or property damage arising out of the ownership, maintenance, or use of a motor vehicle, all mobile equipment, and vehicles moving under their own power and engaged in the Work;
- e. Claims involving contractual liability applicable to the Contractor's obligations under the Contract Documents, including liability assumed by and the indemnity and defense obligations of the Contractor and the Subcontractors; and
- f. Claims involving Completed Operations, Independent Contractors' coverage, and Broad Form property damage, without any exclusions for collapse, explosion, demolition, underground coverage, and excavating. (XCU)
- g. Claims involving sudden or accidental discharge of contaminants or pollutants.

11.1.2 Specific Insurance Requirements

Contractor shall take out and maintain and shall require all Subcontractors, if any, whether primary or secondary, to take out and maintain:

Comprehensive General Liability Insurance with a combined single limit per occurrence of not less than \$2,000,000.00 or Commercial General Liability Insurance which provides limits of not less than:

GENERAL CONDITIONS

- (a) Per occurrence (combined single limit) \$2,000,000.00
.....
- (b) Project Specific Aggregate (for this Project only) \$2,000,000.00
.....
- (c) Products and Completed Operations (aggregate) \$2,000,000.00
.....
- (d) Personal and Advertising Injury Limit \$1,000,000.00
.....

Insurance Covering Special Hazards

The following Special hazards shall be covered by riders or riders to above mentioned public liability insurance or property damage insurance policy or policies of insurance, in amounts as follows:

- (a) Automotive and truck where operated in amounts \$1,000,000.00
.....
- (b) Material Hoist where used in amounts \$1,000,000.00
.....
- (c) Explosion, Collapse and Underground (XCU coverage) \$1,000,000.00
.....
- (d) Hazardous Materials \$1,000,000.00
.....

In addition, provide Excess Liability Insurance coverage in the amount of Four Million Dollars (\$4,000,000.00).

11.1.3 Subcontractor Insurance Requirements

The Contractor shall require its Subcontractors to take out and maintain public liability insurance and property damage insurance required under Article 11.1 in like amounts. A “claims made” or modified “occurrence” policy shall not satisfy the requirements of Article 11.1 without prior written approval of the District.

11.1.4 Additional Insured Endorsement Requirements

The Contractor shall name, on any policy of insurance required under Article 11.1, the District, CM, Architect, Inspector, the State of California, their officers, employees, agents, volunteers and independent contractors as additional insureds. Subcontractors shall name the Contractor, the District, Architect, Inspector, the State of California, their officers, employees, agents, volunteers and independent contractors as additional insureds. The Additional Insured Endorsement included on all such insurance policies shall be an ISO CG 20 10 (04/13), or an ISO CG 20 38 (04/13), or their equivalent as determined by the District in its sole discretion, and must state that coverage is afforded the additional insured with

GENERAL CONDITIONS

respect to claims arising out of operations performed by or on behalf of the insured. If the additional insureds have other insurance which is applicable to the loss, such other insurance shall be on an excess or contingent basis. The insurance provided by the Contractor pursuant to 11.1 must be designated in the policy as primary to any insurance obtained by the District. The amount of the insurer's liability shall not be reduced by the existence of such other insurance.

11.2 WORKERS' COMPENSATION INSURANCE

During the term of this Contract, the Contractor shall provide workers' compensation and employer's liability insurance for all of the Contractor's employees engaged in Work under this Contract on or at the Site of the Project and, in case any of the Contractor's Work is subcontracted, the Contractor shall require the Subcontractor to provide workers' compensation insurance for all the Subcontractor's employees engaged in Work under the subcontract. Any class of employee or employees not covered by a Subcontractor's insurance shall be covered by the Contractor's insurance. In case any class of employees engaged in Work under this Contract on or at the Site of the Project is not protected under the Workers' Compensation laws, the Contractor shall provide or cause a Subcontractor to provide insurance coverage for the protection of those employees not otherwise protected. The Contractor shall file with the District certificates of insurance as required under Article 11.6 and in compliance with Labor Code § 3700.

Workers' compensation limits as required by the Labor Code, but not less than \$1,000,000 and employers' liability limits of \$1,000,000 per accident for bodily injury or disease.

11.3 BUILDER'S RISK/ "ALL RISK" INSURANCE

The contractor is not required to provide Builder's Risk or "All Risk" insurance for this project.

11.3.1 Course-of-Construction Insurance Requirements

The Contractor, during the progress of the Work and until final acceptance of the Work by District upon completion of the entire Contract, shall maintain Builder's Risk, Course of Construction or similar first party property coverage issued on a replacement cost value basis consistent with the total replacement cost of all insurable Work and the Project included within the Contract Documents. Coverage is to insure against all risks of accidental direct physical loss, and must include, by the basic grant of coverage or by endorsement, the perils of vandalism, malicious mischief (both without any limitation regarding vacancy or occupancy), fire, sprinkler leakage, civil authority, sonic boom, earthquake, flood, collapse, wind, lightning, smoke and riot. The coverage must include debris removal, demolition, increased costs due to enforcement of building ordinance and law in the repair and replacement of damage and undamaged portions of the property, and reasonable costs for the Architect's and engineering services and expenses required as a result of any insured loss upon the Work and Project which is the subject of the Contract Documents, including completed Work and Work in progress, to the full insurable value thereof. Such insurance shall include the District and the Architect as additional named insureds, and any other person with an insurable interest as designated by the District.

The Contractor shall submit to the District for its approval all items deemed to be uninsurable. The risk of the damage to the Work due to the perils covered by the "Builder's Risk/All Risk" Insurance, as well as any other hazard which might result in damage to the Work, is that of the Contractor and the Surety, and no Claims for such loss or damage shall be recognized by the District nor will such loss or damage excuse the complete and satisfactory performance of the Contract by the Contractor.

GENERAL CONDITIONS

11.4 FIRE INSURANCE

Before the commencement of the Work, the Contractor shall procure, maintain, and cause to be maintained at the Contractor's expense, fire insurance on all Work subject to loss or damage by fire. The amount of fire insurance shall be sufficient to protect the Project against loss or damage in full until the Work is accepted by the District. This requirement may be waived upon confirmation by the District that such coverage is provided under the Builder's Risk Insurance being provided.

11.5 AUTOMOBILE LIABILITY

11.5.1 The District, Architect and Construction Manager, Inspectors, their directors, officers, employees, agents and volunteers shall be covered as additional insureds with respect to the ownership, operation, maintenance, use, loading or unloading of any auto owned, leased, hired or borrowed by the Contractor or for which the Contractor is responsible. Such insurance coverage shall be primary and non-contributory insurance as respects the District, Architect, Construction Manager, Project Inspector, their directors, officers, employees, agents and volunteers, or if excess, shall stand in an unbroken chain of coverage excess of the Contractor's scheduled underlying coverage. Any insurance or self-insurance maintained by the District, Architect, Construction Manager, Project Inspector, their directors, officers, employees, agents and volunteers shall be excess of the Contractor's insurance and shall not be called upon to contribute with it. The insurer shall agree to waive all rights of subrogation against the District, Architect, Construction Manager, Project Inspector, their directors, officers, employees, agents and volunteers for losses paid under the terms of the insurance policy that arise from Work performed by the Contractor.

11.5.2 Insurance Services Office Business Auto Coverage Form Number CA 0001, Code 1 (any auto) is required. Comprehensive Automobile Liability insurance to include all autos, owned, non-owned, and hired, with limits of \$1,000,000 per accident for bodily injury and property damage.

11.6 OTHER INSURANCE

The Contractor shall provide all other insurance required to be maintained under applicable laws, ordinances, rules, and regulations.

11.7 PROOF OF INSURANCE

The Contractor shall not commence Work nor shall it allow any Subcontractor to commence Work under this Contract until all required insurance and certificates have been obtained and delivered in duplicate to the District for approval subject to the following requirements:

- a. Certificates and insurance policies shall include the following clause:

“This policy and any coverage shall not be suspended, voided, non-renewed, canceled, or reduced in required limits of liability or amounts of insurance or coverage until notice has been mailed via certified mail to the District. Date of cancellation or reduction may not be less than thirty (30) days after the date of mailing notice.”

- b. Certificates of insurance shall state in particular those insured, the extent of insurance, location and operation to which the insurance applies, the expiration date, and cancellation and reduction notices.

GENERAL CONDITIONS

- c. Certificates of insurance shall clearly state that the District and the Architect are named as additional insureds under the policy described and that such insurance policy shall be primary to any insurance or self-insurance maintained by District.
- d. The Contractor and its Subcontractors shall produce a certified copy of any insurance policy required under this Section upon written request of the District.

11.8 COMPLIANCE

In the event of the failure of Contractor to furnish and maintain any insurance required by this Article 11, the Contractor shall be in default under the Contract. Compliance by Contractor with the requirement to carry insurance and furnish certificates or policies evidencing the same shall not relieve the Contractor from liability assumed under any provision of the Contract Documents, including, without limitation, the obligation to defend and indemnify the District and the Architect.

11.9 WAIVER OF SUBROGATION

Contractor waives (to the extent permitted by law) any right to recover against the District for damages to the Work, any part thereof, or any and all claims arising by reason of any of the foregoing, but only to the extent that such damages and/or claims are covered by property insurance and only to the extent of such coverage (which shall exclude deductible amounts) by insurance actually carried by the District.

The provisions of this Article are intended to restrict each party to recovery against insurance carriers only to the extent of such coverage and waive fully and for the benefit of each, any rights and/or claims which might give rise to a right of subrogation in any insurance carrier. The District and the Contractor shall each obtain in all policies of insurance carried by either of them, a waiver by the insurance companies thereunder of all rights of recovery by way of subrogation for any damages or claims covered by the insurance.

11.10 PERFORMANCE AND PAYMENT BONDS

11.10.1 Bond Requirements

Unless otherwise specified in the Supplemental Conditions, prior to commencing any portion of the Work, the Contractor shall furnish separate Payment and Performance Bonds for its portion of the Work which shall cover 100% faithful performance of and payment of all obligations arising under the Contract Documents and/or guaranteeing the payment in full of all claims for labor performed and materials supplied for the Work. All bonds shall be provided by a corporate Surety authorized and admitted to transact business in California as sureties.

To the extent, if any, that the Contract Price is increased in accordance with the Contract Documents, the Contractor shall, upon request of the District, cause the amount of the bonds to be increased accordingly and shall promptly deliver satisfactory evidence of such increase to the District. To the extent available, the bonds shall further provide that no change or alteration of the Contract Documents (including, without limitation, an increase in the Contract Price, as referred to above), extensions of time, or modifications of the time, terms, or conditions of payment to the Contractor will release the Surety. If the Contractor fails to furnish the required bonds, the District may terminate the Contract for cause.

11.10.2 Surety Qualification

GENERAL CONDITIONS

Only bonds executed by admitted Surety insurers as defined in Code of Civil Procedure § 995.120 shall be accepted. Surety must be a California-admitted Surety and listed by the U.S. Treasury with a bonding capacity in excess of the Project cost.

11.10.3 Alternate Surety Qualifications

If a California-admitted Surety insurer issuing bonds does not meet these requirements, the insurer will be considered qualified if it is in conformance with § 995.660 of the California Code of Civil Procedure and proof of such is provided to the District.

GENERAL CONDITIONS

ARTICLE 12 UNCOVERING AND CORRECTION OF WORK

12.1 COMPLIANCE WITH TITLE 24 INSTALLATION REQUIREMENTS

Contractor is aware of the requirements governing Contractor's Work under title 24 Section 4-343 which provides, in pertinent part:

4-343. Duties of the Contractor.

(a) **Responsibilities.** It is the duty of the contractor to complete the Work covered by his or her contract in accordance with the approved Plans and Specifications therefore. The contractor in no way is relieved of any responsibility by the activities of the architect, engineer, Inspector or DSA in the performance of such duties.

(b) **Performance of the Work.** The contractor shall carefully study the approved Plans and Specifications and shall plan a schedule of operations well ahead of time. If at any time it is discovered that Work is being done which is not in accordance with the approved Plans and Specifications, the contractor shall correct the Work immediately. All inconsistencies or items which appear to be in error in the Plans and Specifications shall be promptly called to the attention of the architect or registered engineer, through the Inspector, for interpretation or correction. In no case, however, shall the instruction of the architect or registered engineer be construed to cause Work to be done which is not in conformity with the approved Plans, Specifications, and Change Orders. The contractor must notify the Project Inspector, in advance, of the commencement of construction of each and every aspect of the Work.

12.1.1 Issuance of Notices of Non-Compliance

The Inspector may issue a Notice of Non-Compliance on the Project indicating deviation from Plans and Specifications. It is Contractor's responsibility to correct all deviations from the approved Plans and Specifications unless the District has issued an Immediate Change Directive. In such case, the Contractor shall proceed with the Work with the understandings of the District as set forth in the ICD and as specifically noted in Article 7.3.

12.2 SPECIAL NOTICE OF AMERICANS WITH DISABILITIES ACT

Some of the requirements in the Plans and Specifications are meant to comply with the Americans with Disabilities Act ("ADA"). The requirements of the ADA are technical in nature and may appear to be minor in nature (i.e. whether a walkway or ramp has a 2% cross-slope). Contractor is warned that even the slightest deviation from the specific requirements from the ADA is considered a Civil Rights violation and subjects the District to fines of three times actual damages sustained by a handicap individual or up to \$4,000 per violation and attorney's fees required to enforce the ADA violation. As a result of the significant liability and exposure associated with ADA aspects of the Contract, Contractor shall take special care to meet all ADA requirements detailed in the Plans and Specifications. Failure to comply with ADA rules that results in a Notice of Non-Compliance shall be repaired to meet ADA requirements promptly. In addition, any ADA violations that are not identified by Inspector or Architect that are later identified shall be repaired and charged back to the Contractor through a Deductive Change Order.

12.2.1 Indemnification of ADA Claims

GENERAL CONDITIONS

Contractor shall indemnify, hold harmless and defend the District from ADA claims arising from the failure to comply with the Plans and Specifications. Further, any withholdings for ADA violations under Article 9.6 shall include potential redesign costs and an accelerated repair costs due to the potential for ADA claims arising from DSA posting of ADA violations on the Project.

12.3 UNCOVERING OF WORK

12.3.1 Uncovering Work for Required Inspections

Work shall not be covered without the Inspector's review and the Architect's knowledge that the Work conforms with the requirements of the approved Plans and Specifications (except in the case of an ICD under Article 7.3). Inspector must be timely notified of inspections and of new areas so Work can be inspected at least 48 hours before opening a new area (For example, see DSA Form 156 for Commencement/Completion of Work Notification which requires "at least 48 hour" advance notification of a new area). An Inspector must comply with DSA protocols for signing each category or phase of Work under DSA Form 152 (in compliance with the Form 152 Manual) or a Notice of Deviation (DSA Form 154) will be issued requiring the Work that was not inspected be uncovered for inspection. Thus, if a portion of the Work is covered without inspection or Architect approval, is subject to a Notice of Non-Compliance for being undertaken without inspection, or otherwise not in compliance with the Contract Documents, after issuance of a Written Notice of Non-Compliance (Form 154) or a written notice to uncover Work, Contractor shall promptly uncover all Work (which includes furnishing all necessary facilities, labor, and material) for the Inspector's or the Architect's observation and such Work shall be replaced at the Contractor's expense without change in the Contract Sum or Time.

12.3.2 Costs for Inspections Not Required

If a portion of the Work has been covered is believed to be Non-Conforming to the Plans and Specifications, even if the Form 152 for the category of Work has been signed by the Inspector, the Inspector or the Architect may request to see such Work, and it shall be promptly uncovered by the Contractor. If such Work is in accordance with the Contract Documents, costs of uncover and replacement shall, by appropriate Change Order and shall, be charged to the District. If such Work is not in accordance with Contract Documents, the Contractor shall be responsible for all costs to uncover the Work, delays incurred to uncover the Work, and Contractor shall pay all costs to correct the Non-Conforming construction condition unless the condition was caused by the District or a separate contractor, in which event the District shall be responsible for payment of such costs to the Contractor.

12.4 CORRECTION OF WORK

12.4.1 Correction of Rejected Work

The Contractor shall promptly correct the Work rejected by the Inspector or the District upon recommendation of the Architect as failing to conform to the requirements of the Contract Documents, whether observed before or after Completion and whether or not Fabricated, installed, or completed. The Contractor shall bear costs of correcting the rejected Work, including cost for delays that may be incurred by Contractor or Subcontractors, the cost for additional testing, inspections, and compensation for the Inspector's or the Architect's services and expenses made necessary thereby (including costs for preparing a CCD, DSA CCD review fees, and additional inspection and special inspection costs).

12.4.2 One-Year Warranty Corrections

GENERAL CONDITIONS

If, within one (1) year after the date of Completion of the Work or a designated portion thereof, or after the date for commencement of warranties established under Article 9.9.1, or by the terms of an applicable special warranty required by the Contract Documents, any of the Work is found to be not in accordance with the requirements of the Contract Documents, the Contractor shall correct it promptly after receipt of written notice from the District to do so unless the District has previously given the Contractor a written acceptance of such condition. This period of one (1) year shall be extended with respect to portions of the Work first performed after Completion by the period of time between Completion and the actual performance of the Work. This obligation under this Article 12.4.2 shall survive acceptance of the Work under the Contract and termination of the Contract. The District shall give such notice promptly after discovery of the condition.

12.4.3 District's Rights if Contractor Fails to Correct

If the Contractor fails to correct nonconforming Work within a reasonable time, the District may correct the Work and seek a Deductive Change Order, pursuant to Article 9.6 or Article 2.2.

GENERAL CONDITIONS

ARTICLE 13 MISCELLANEOUS PROVISIONS

13.1 GOVERNING LAW

The Contract shall be governed by the law of the place where the Project is located.

13.2 SUCCESSORS AND ASSIGNS

The District and the Contractor respectively bind themselves, their partners, successors, assigns, and legal representatives to the other party hereto and to partners, successors, assigns, and legal representatives of such other party in respect to covenants, agreements, and obligations contained in the Contract Documents. Neither party to the Contract shall assign the Contract as a whole without written consent of the other. If either party attempts to make such an assignment without such consent, that party shall nevertheless remain legally responsible for all obligations under the Contract.

13.3 WRITTEN NOTICE

In the absence of specific notice requirements in the Contract Documents, written notice shall be deemed to have been duly served if delivered in person to the individual, member of the firm or entity, or to an officer of the corporation for which it was intended, or if delivered at or sent by registered or certified mail to the last business address known to the party giving notice.

13.4 RIGHTS AND REMEDIES

13.4.1 Duties and Obligations Cumulative

Duties and obligations imposed by the Contract Documents and rights and remedies available thereunder shall be in addition to and not a limitation of duties, obligations, rights, and remedies otherwise imposed or available by law.

13.4.2 No Waiver

No action or failure to act by the Inspector, the District, or the Architect shall constitute a waiver of a right or duty afforded them under the Contract Documents, nor shall such action or failure to act constitute approval of or acquiescence in a breach thereunder, except as may be specifically agreed in writing.

13.5 TESTS AND INSPECTIONS

13.5.1 Compliance

Tests, inspections, and approvals of portions of the Work required by the Contract Documents will comply with Division 1, Title 24, and with all other laws, ordinances, rules, regulations, or orders of public authorities having jurisdiction.

13.5.2 Independent Testing Laboratory

The District will select and pay an independent testing laboratory to conduct all tests and inspections. Selection of the materials required to be tested shall be made by the laboratory or the District's representative and not by the Contractor. See Articles 3.13.1 and 4.3.6 regarding costs or expenses of inspection or testing outside of the Project Site.

GENERAL CONDITIONS

13.5.3 Advance Notice to Inspector

The Contractor shall notify the Inspector a sufficient time in advance of its readiness for required observation or inspection so that the Inspector may arrange for same. The Contractor shall notify the Inspector a sufficient time in advance of the manufacture of material to be supplied under the Contract Documents which must, by terms of the Contract Documents, be tested in order that the Inspector may arrange for the testing of the material at the source of supply.

13.5.4 Testing Off-Site

Any material shipped by the Contractor from the source of supply, prior to having satisfactorily passed such testing and inspection or prior to the receipt of notice from said Inspector that such testing and inspection will not be required, shall not be incorporated in the Work.

13.5.5 Additional Testing or Inspection

If the Inspector, the Architect, the District, or public authority having jurisdiction determines that portions of the Work require additional testing, inspection, or approval not included under Article 13.5.1, the Inspector will, upon written authorization from the District, make arrangements for such additional testing, inspection, or approval. The District shall bear such costs except as provided in Articles 13.5.6 and 13.5.7.

13.5.6 Costs for Retesting

If such procedures for testing, inspection, or approval under Articles 13.5.1 and 13.5.2 reveal failure of the portions of the Work to comply with requirements established by the Contract Documents, the Contractor shall bear all costs arising from such failure, including those of re-testing, re-inspection, or re-approval, including, but not limited to, compensation for the Architect's services and expenses. Any such costs shall be paid by the District, invoiced to the Contractor, and deducted from the next Progress Payment.

13.5.7 Costs for Premature Test

In the event the Contractor requests any test or inspection for the Project and is not completely ready for the inspection, the Contractor shall be invoiced by the District for all costs and expenses resulting from that testing or inspection, including, but not limited to, the Inspector's and Architect's fees and expenses, and the amount of the invoice shall be deducted from the next Progress Payment.

13.6 TRENCH EXCAVATION

13.6.1 Trenches Greater Than Five Feet

Pursuant to Labor Code section 6705, if the Contract Price exceeds \$25,000 and involves the excavation of any trench or trenches five (5) feet or more in depth, the Contractor shall, in advance of excavation, submit to the District or a registered civil or structural engineer employed by the District or Architect, a detailed plan showing the design of shoring for protection from the hazard of caving ground during the excavation of such trench or trenches.

13.6.2 Excavation Safety

GENERAL CONDITIONS

If such plan varies from the Shoring System Standards established by the Construction Safety Orders, the plan shall be prepared by a registered civil or structural engineer, but in no case shall such plan be less effective than that required by the Construction Safety Orders. No excavation of such trench or trenches shall be commenced until said plan has been accepted by the District or by the person to whom authority to accept has been delegated by the District.

13.6.3 No Tort Liability of District

Pursuant to Labor Code § 6705, nothing in this Article shall impose tort liability upon the District or any of its employees.

13.6.4 No Excavation without Permits

The Contractor shall not commence any excavation Work until it has secured all necessary permits including the required CAL OSHA excavation/shoring permit. Any permits shall be prominently displayed on the Site prior to the commencement of any excavation.

13.7 WAGE RATES, TRAVEL, AND SUBSISTENCE

13.7.1 Wage Rates

Pursuant to the provisions of Article 2 (commencing at § 1720), Chapter 1, Part 7, Division 2, of the Labor Code, the District has obtained the general prevailing rate of per diem wages and the general prevailing rate for holiday and overtime work in the locality in which this public works project is to be performed for each craft, classification, or type of worker needed for this Project from the Director of the Department of Industrial Relations (“Director”). These rates are on file at the administrative office of the District and are also available from the Director of the Department of Industrial Relations. Copies will be made available to any interested party on request. The Contractor shall post a copy of such wage rates at appropriate, conspicuous, weatherproof points at the Site.

Any worker employed to perform Work on the Project, but such Work is not covered by any classification listed in the published general prevailing wage rate determinations or per diem wages determined by the Director of the Department of Industrial Relations, shall be paid not less than the minimum rate of wages specified therein for the classification which most nearly corresponds to the employment of such person in such classification.

13.7.2 Holiday and Overtime Pay

Holiday and overtime work, when permitted by law, shall be paid for at the rate set forth in the prevailing wage rate determinations issued by the Director of the Department of Industrial Relations or at least one and one-half (1½) times the specified basic rate of per diem wages, plus employer payments, unless otherwise specified in the Contract Documents or authorized by law.

13.7.3 Wage Rates Not Affected by Subcontracts

The Contractor shall pay and shall cause to be paid each worker engaged in the execution of the Work on the Project not less than the general prevailing rate of per diem wages determined by the Director, regardless of any contractual relationship which may be alleged to exist between the Contractor or any Subcontractor and such workers.

13.7.4 Per Diem Wages

GENERAL CONDITIONS

The Contractor shall pay and shall cause to be paid to each worker needed to execute the Work on the Project per diem wages including, but not limited to, employer payments for health and welfare, pensions, vacation, travel time and subsistence pay as provided for in Labor Code §1773.1.

13.7.5 Forfeiture and Payments

Pursuant to Labor Code §1775, the Contractor shall forfeit to the District, not more than Two Hundred Dollars (\$200.00) for each calendar day, or portion thereof, for each worker paid less than the prevailing wages rates as determined by the Director of the Department of Industrial Relations, for the work or craft in which the worker is employed for any Work done under the Agreement by the Contractor or by any Subcontractor under it. The amount of the penalty shall be determined by the Labor Commissioner and shall be based on consideration of: (1) whether the Contractor or Subcontractor's failure to pay the correct rate of per diem wages was a good faith mistake and, if so, the error was promptly and voluntarily correct upon being brought to the attention of the Contractor or Subcontractor; and (2) whether the Contractor or Subcontractor has a prior record of failing to meet its prevailing wage obligations.

13.7.6 Monitoring and Enforcement by Labor Commissioner

Monitoring and enforcement of the prevailing wage laws and related requirements will be performed by the Labor Commissioner/ Department of Labor Standards Enforcement (DLSE). The Contractor and all subcontractors shall be required to furnish, at least monthly, certified payroll records directly to the Labor Commissioner in accordance with Labor Code section 1771.4. All payroll records shall be furnished in a format required by the Labor Commissioner. The Contractor and all subcontractors must sign up for, and utilize, the Labor Commissioner's electronic certified payroll records submission system. The District will have direct and immediate access to all CPRs for the Project that are submitted through the Labor Commissioner's system. The District can use this information for any appropriate purpose, including monitoring compliance, identifying suspected violations, and responding to Public Records Act requests.

The Labor Commissioner/ DLSE may conduct various compliance monitoring and enforcement activities including, but not limited to, confirming the accuracy of payroll records, conducting worker interviews, conducting audits, requiring submission of itemized statements prepared in accordance with Labor Code section 226, and conducting random in-person inspections of the Project site ("On-Site Visits"). On-Site Visits may include inspections of records, inspections of the Work site and observation of work activities, interviews of workers and others involved with the Project, and any other activities deemed necessary by the Labor Commissioner/DLSE to ensure compliance with prevailing wage requirements. The Labor Commissioner/DLSE shall have free access to any construction site or other place of labor and may obtain any information or statistics pertaining to the lawful duties of the Labor Commissioner/DLSE.

Any lawful activities conducted or any requests made by the Labor Commissioner/DLSE shall not be the basis for any delays, claims, costs, damages or liability of any kind against the District by the Contractor. Contractor and all subcontractors shall cooperate and comply with any lawful requests by the Labor Commissioner/ DLSE. The failure of the Labor Commissioner, DLSE, or any other entity related to the Department of Industrial Relations to comply with any requirement imposed by the California Code of Regulations, Title 8, Chapter 8 shall not of itself constitute a defense to the failure to pay prevailing wages or to comply with any other obligation imposed by Division 2, Part 7, Chapter 1 of the Labor Code.

Prior to commencing any Work on the Project, the Contractor shall post the required notice/poster required under the California Code of Regulations and Labor Code section 1771.4 in both

GENERAL CONDITIONS

English and Spanish at a conspicuous, weatherproof area at the Project site. The required notice/poster is available on the Labor Commissioner's website.

13.8 RECORDS OF WAGES PAID

13.8.1 Payroll Records

- a. Pursuant to §1776 of the Labor Code, the Contractor and each Subcontractor shall keep an accurate payroll record showing the name, address, social security number, work classification and straight time and overtime hours worked each day and week, and the actual per diem wages paid to each journeyman, apprentice, worker or other employee employed by him or her in connection with the Project.

All payroll records as specified in Labor Code §1776 of the Contractor and all Subcontractors shall be certified and furnished directly to the Labor Commissioner in accordance with Labor Code §1771.4(a)(3) on a monthly basis (or more frequently if required by the District or the Labor Commissioner) and in a format prescribed by the Labor Commissioner. Payroll records as specified in Labor Code §1776 shall be certified and submitted to the District with each application for payment. All payroll records shall be available for inspection at all reasonable hours at the principal office of the Contractor on the following basis:

1. A certified copy of an employee's payroll record shall be made available for inspection or furnished to the employee or his or her authorized representative on request.
 2. A certified copy of all payroll records shall be made available for inspection or furnished upon request to a representative of District, the Division of Labor Standards Enforcement or the Division of Apprenticeship Standards of the Department of Industrial Relations.
 3. A certified copy of all payroll records shall be made available upon request by the public for inspection or for copies thereof. However, a request by the public shall be made through the District, the Division of Apprenticeship Standards or the Division of Labor Standards Enforcement. If the requested payroll records have not been provided pursuant to Paragraph (2) above, the requesting party shall, prior to being provided the records, reimburse the costs, according to law for the preparation by the Contractor, Subcontractor(s), and the entity through which the request was made. The public shall not be given access to such records at the principal office of the Contractor.
- b. The certified payroll records shall be on forms provided by the Division of Labor Standards Enforcement or shall contain the same information as the forms provided by the Division of Labor Standards Enforcement.
 - c. The Contractor or Subcontractor(s) shall file a certified copy of all payroll records with the entity that requested such records within 10 calendar days after receipt of a written request.

GENERAL CONDITIONS

- d. Any copy of records made available for inspection as copies and furnished upon request to the public or any public agency by the District, the Division of Apprenticeship Standards or the Division of Labor Standards Enforcement shall be marked or obliterated to prevent disclosure of an individual's name, address and social security number. The name and address of the Contractor awarded the Contract or the Subcontractor(s) performing the Contract shall not be marked or obliterated. Any copy of records made available for inspection by, or furnished to, a joint labor-management committee established pursuant to the federal Labor Management Cooperation Act of 1978 (Section 175a of Title 29 of the United States Code) shall be marked or obliterated only to prevent disclosure of an individual's name and social security number. Notwithstanding any other provision of law, agencies that are included in the Joint Enforcement Strike Force on the Underground Economy established pursuant to Section 329 of the Unemployment Insurance Code and other law enforcement agencies investigating violations of law shall, upon request, be provided non-redacted copies of certified payroll records.
- e. The Contractor shall inform the District of the location of all payroll records, including the street address, city and county, and shall, within five working days, provide a notice of a change of location and address.
- f. The Contractor or Subcontractor(s) shall have 10 calendar days in which to comply subsequent to receipt of a written notice requesting payroll records. In the event that the Contractor or Subcontractor(s) fails to comply within the 10-day period, the Contractor or Subcontractor(s) shall, as a penalty to the District, forfeit One Hundred Dollars (\$100.00) for each calendar day, or portion thereof, for each worker, until strict compliance is effectuated. Upon the request of the Division of Apprenticeship Standards or the Division of Labor Standards Enforcement, these penalties shall be withheld from progress payments then due.

Responsibility for compliance with this Article shall rest upon the Contractor.

13.8.2 Withholding of Contract Payments & Penalties

The District may withhold or delay contract payments to the Contractor and/or any Subcontractor if:

- a. The required prevailing rate of per diem wages determined by the Director of the Department of Industrial Relations is not paid to all workers employed on the Project; or
- b. The Contractor or Subcontractor(s) fail to submit all required certified payroll records with each application for payment, but not less than once per month; or
- c. The Contractor or Subcontractor(s) submit incomplete or inadequate payroll records; or
- d. The Contractor or Subcontractor(s) fail to comply with the Labor Code requirements concerning apprentices; or

GENERAL CONDITIONS

- e. The Contractor or Subcontractor(s) fail to comply with any applicable state laws governing workers on public works projects.

13.9 APPRENTICES

13.9.1 Apprentice Wages and Definitions

All apprentices employed by the Contractor to perform services under the Contract shall be paid the standard wage paid to apprentices under the regulations of the craft or trade for which he or she is employed, and as determined by the Director of the Department of Industrial Relations, and shall be employed only at the craft or trade to which he or she is registered. Only apprentices, as defined in §3077 of the Labor Code, who are in training under apprenticeship standards that have been approved by the Chief of the Division of Apprenticeship Standards and who are parties to written apprenticeship agreements under Chapter 4 (commencing with §3070) of Division 3, are eligible to be employed under this Contract. The employment and training of each apprentice shall be in accordance with the apprenticeship standards and apprentice agreements under which he or she is training, or in accordance with the rules and regulations of the California Apprenticeship Council.

13.9.2 Employment of Apprentices

Contractor agrees to comply with the requirements of Labor Code §1777.5. The Contractor awarded the Project, or any Subcontractor under him or her, when performing any of the Work under the Contract or subcontract, employs workers in any apprenticeable craft or trade, the Contractor and Subcontractor shall employ apprentices in the ratio set forth in Labor Code §1777.5. The Contractor or any Subcontractor must apply to any apprenticeship program in the craft or trade that can provide apprentices to the Project site for a certificate approving the contractor or subcontractor under the apprenticeship standards for the employment and training of apprentices in the area or industry affected. However, the decision of the apprenticeship program to approve or deny a certificate shall be subject to review by the Administrator of Apprenticeship. The apprenticeship program or programs, upon approving the Contractor or Subcontractor, shall arrange for the dispatch of apprentices to the Contractor or Subcontractor upon the Contractor's or Subcontractor's request. "Apprenticeable craft or trade" as used in this Article means a craft or trade determined as an apprenticeable occupation in accordance with the rules and regulations prescribed by the California Apprenticeship Council. The ratio of work performed by apprentices to journeyman employed in a particular craft or trade on the Project shall be in accordance with Labor Code §1777.5.

13.9.3 Submission of Contract Information

Prior to commencing Work on the Project, the Contractor and Subcontractors shall submit contract award information to the applicable apprenticeship program(s) that can supply apprentices to the Project and make the request for the dispatch of apprentices in accordance with the Labor Code. The information submitted shall include an estimate of journeyman hours to be performed under the Contract, the number of apprentices proposed to be employed, and the approximate dates the apprentices would be employed. A copy of this information shall also be submitted to the District if requested. Within 60 days after concluding Work on the Project, the Contractor and Subcontractors shall submit to the District, if requested, and to the apprenticeship program a verified statement of the journeyman and apprentice hours performed on the Project.

13.9.4 Apprentice Fund

GENERAL CONDITIONS

The Contractor or any Subcontractor under him or her, who, in performing any of the Work under the Contract, employs journeymen or apprentices in any apprenticeable craft or trade shall contribute to the California Apprenticeship Council the same amount that the Director determines is the prevailing amount of apprenticeship training contributions in the area of the Project. The Contractor and Subcontractors may take as a credit for payments to the California Apprenticeship Council any amounts paid by the Contractor or Subcontractor to an approved apprenticeship program that can supply apprentices to the Project. The Contractor and Subcontractors may add the amount of the contributions in computing his or her bid for the Contract.

13.9.5 Prime Contractor Compliance

The responsibility of compliance with Article 13 and §1777.5 of the Labor Code for all apprenticeable occupations is with the Prime Contractor. Any Contractor or Subcontractor that knowingly violates the provisions of this Article or Labor Code §1777.5 shall be subject to the penalties set forth in Labor Code §1777.7.

13.10 ASSIGNMENT OF ANTITRUST CLAIMS

13.10.1 Application

Pursuant to Government Code § 4551, in entering into a public works contract or a subcontract to supply goods, services, or materials pursuant to a public works contract, the Contractor or Subcontractor offers and agrees to assign to the District all rights, title, and interest in and to all causes of action it may have under Section 4 of the Clayton Act, (15 U.S.C. § 15) or under the Cartwright Act (Chapter 2 [commencing with § 16700] of Part 2 of Division 7 of the Business and Professions Code), arising from the purchase of goods, services, or materials pursuant to the public works contract or the subcontract. This assignment shall be made and become effective at the time the awarding body tenders Retention Payment to the Contractor, without further acknowledgment by the parties. If the District receives, either through judgment or settlement, a monetary recovery for a cause of action assigned under Chapter 11 (commencing with § 4550) of Division 5 of Title 1 of the Government Code, the assignor shall be entitled to receive reimbursement for actual legal costs incurred and may, upon demand, recover from the District any portion of the recovery, including treble damages, attributable to overcharges that were paid by the assignor but were not paid by the District as part of the bid price, less the expenses incurred in obtaining that portion of the recovery.

13.10.2 Assignment of Claim

Upon demand in writing by the assignor, the District shall, within one (1) year from such demand, reassign the cause of action assigned pursuant to this Article if the assignor has been or may have been injured by the violation of law for which the cause of action arose and the District has not been injured thereby or the District declines to file a court action for the cause of action.

13.11 STATE AND DISTRICT CONDUCTED AUDITS

Pursuant to and in accordance with the provisions of Government Code § 10532, or any amendments thereto, all books, records, and files of the District, the Contractor, or any Subcontractor connected with the performance of this Contract involving the expenditure of state funds in excess of Ten Thousand Dollars (\$10,000.00), including, but not limited to, the administration thereof, shall be subject to the examination and audit of the Office of the Auditor General of the State of California for a period of five (5) years after Retention Payment is made or a Notice of Completion is Recorded, whichever occurs first.

GENERAL CONDITIONS

Contractor shall preserve and cause to be preserved such books, records, hard drives, electronic media, and files for the audit period.

Pursuant to the remedies under Public Contract Code section 9201 and Government Code section 930.2, Contractor, through execution of this Agreement, also agrees the District shall have the right to review and audit, upon reasonable notice, the books and records of the Contractor concerning any monies associated with the Project. The purpose of this "Audit" is to quickly and efficiently resolve Disputes based on the actual costs incurred and to reduce the uncertainty in resolving Disputes with limited information. The District shall perform any audits at its own cost and any such audit shall be performed by an independent auditor, having no direct or indirect relationship with the functions or activities being audited or with the business conducted by the Contractor or District. In the event the independent auditor determines that Change Orders, response to Request for Proposals, Claims, Appeal of Claims, or other requests for payment are in error, or have any other concerns or questions, the Auditor shall report the results of the Audit findings to the District and provide a copy to the Contractor after giving the District Board the opportunity for at least 10 days review. If the Contractor disputes the findings of the independent auditor, such dispute shall be handled in the manner set forth under Article 4.6.2 entitled Disputes.

If Contractor having agreed to the terms of this Contract fails to produce books or records requested by Auditor, such failure to produce books or records that were required to be preserved for audit, it shall be presumed that the information contained in the withheld books or records were unfavorable to the Contractor and the Auditor shall note this refusal in the results of the Audit findings for further evaluation by the District and the District's Board. The refusal to release records that are concerning monies associated with the Project may be used as a grounds to debar the Contractor under Article 15 for failure to preserve records under Article 13.11 and the failure to produce required audit records may also be used as a grounds for a negative finding against the Contractor depending on the significance of the records that are withheld by Contractor. Failure to produce job cost data tied to job cost categories and budgets shall be presumed an intentional failure to produce key audit records. Similarly, failure to produce Daily Reports (prepared at or near the time of the Work actually took place (See Article 3.16) shall be presumed an intentional failure to produce key audited records.

If Contractor is seeking costs for inefficiency, home office overhead, or unanticipated increased costs due to delays or acceleration, Contractor shall also produce copies of the original bid tabulation utilized in submitting Contractor's bid for the Project. This document shall be considered confidential and shall not be subject to disclosure through a Public Records Act and shall not be distributed to anyone other than the District and the District's counsel. This bid tabulation shall only be used in litigation, arbitration, evaluation of Claims or Disputes, Audit, and trial. If the records for the bid tabulation are kept on a computer, the Contractor shall also produce all metadata (in native format) that accompanies the bid tabulation for inspection to prove the authenticity of the underlying bid tabulation. Failure to produce the bid tabulation for review of inefficiency, home office overhead, or unanticipated increased costs due to delays or accelerations shall be considered material evidence that the bid tabulation was not favorable to the Contractor. This evidence shall be entered as a jury instruction for trial that the bid tabulation was not produced and the bid tabulation information was unfavorable to the Contractor. The evidence may also be used in debarment proceedings, and noted as an exception to the Audit findings.

Upon notification of Contractor concerning the results of the audit and a reasonable time has passed for Contractor to respond to the Audit findings and if either there is no Dispute of the Audit findings under Article 4.6 or if the result after utilizing the Disputes Clause confirms the Audit findings, the District may seek reimbursement for overstated Claims, Change Orders, or Appeal of Claims and may also undertake debarment proceedings under Article 15 of these General Conditions.

GENERAL CONDITIONS

13.12 STORM WATER POLLUTION PREVENTION

13.12.1 Application

This Section addresses the preparation, implementation and monitoring of a Storm Water Pollution Prevention Plan (SWPPP) for the purpose of preventing the discharge of pollutants from the construction site. This includes the elimination of pollution discharges such as improper dumping, spills or leakage from storage tanks or transfer areas. The District will not issue a Notice to Proceed until Contractor has prepared by a qualified individual and obtained approval of the Permit Registration Documents ("PRDs") that include a Notice of Intent, Construction Risk Calculation, Site Map, SWPPP, Annual Fee and any additional required documents from all applicable Local Governing Agencies including the Regional Water Quality Control Board. The Contractor shall also secure a certification that the Project has met all of the conditions of the General Construction Activity Storm Water Permit (GCASP) and comply with all applicable local, state and federal regulations governing storm water pollution prevention.

13.12.2 References and Materials

- California Stormwater Quality Association New Development and Redevelopment Best Management Practice Handbook
- 2009 California Stormwater Quality Association Construction BMP Handbook .
- State Water Resources Control Board (2009). Order 2009-0009-DWQ, NPDES General Permit No. CAS000002: Waste Discharge Requirements for Discharges of Storm Water Runoff Associated with Construction and Land Disturbing Activities. Available on-line at:
 - http://www.waterboards.ca.gov/water_issues/programs/stormwater/construction.shtml.- Use materials of a class, grade and type needed to meet the performance described in the BMP Handbook.

13.12.3 Preparation and Approval

The Contractor shall prepare by a qualified individual the PRDs that include a Notice of Intent, Construction Risk Calculation, Site Map, SWPPP, Annual Fee and any additional required documents. The Contractor's Qualified SWPPP Developer ("QSD") shall prepare the Storm Water Pollution Prevention Plan (SWPPP) as required to comply with storm water pollution regulations for project sites with storm water discharges associated with construction activity such as clearing or demolition, grading, excavation and other land disturbances. The SWPPP shall apply to all areas that are directly related to construction activity, including but not limited to staging areas, storage yards, material borrow areas, and access roads.

13.12.3.1 The Contractor shall prepare and submit to the Local Governing Agencies and the District the SWPPP for review and approval if the project sites, new or existing, with land disturbance of 1 or more acres (or less than 1 acres if part of a common plan of development); the construction activity that results in land surface disturbances of less than one acre is part of a larger common plan of development or sale of one or more acres of disturbed land surface; or the construction activity associated with Linear Underground/Overhead Projects ("LUPs") including, but not limited to, those activities necessary for the installation of underground and overhead linear facilities (e.g., conduits, substructures, pipelines, towers, poles, cables, wires, connectors, switching, regulating and transforming equipment and associated ancillary facilities) and include, but are not limited to, underground utility mark-out, potholing, concrete and asphalt cutting and removal, trenching, excavation, boring and drilling, access road and pole/tower pad and

GENERAL CONDITIONS

cable/wire pull station, substation construction, substructure installation, construction of tower footings and/or foundations, pole and tower installations, pipeline installations, welding, concrete and/or pavement repair or replacement, and stockpile/borrow locations.

13.12.3.2 The Contractor shall also pay annual renewal fee(s) until the contract is completed and make all such checks payable to the State Water Resources Control Board. The Notice of Intent must be submitted at least two weeks prior to the commencement of construction activities.

13.12.3.3 The Contractor shall prepare the SWPPP by following the format in Sections 2, 3, 4 and Appendices A through F of the California Stormwater BMP Handbook - Construction, January 2009 edition, published by the California Stormwater Quality Association. The publication is available from:

California Stormwater
Quality Association
P.O. Box 2105
Menlo Park, CA 94026-2105
Phone: (650) 366-1042
E-mail: info@casqa.org

or

<https://www.casqa.org/store/products/tabid/154/p-167-construction-handbookportal-initial-subscription.aspx>

13.12.3.4 Where land disturbance is less than 1 acre, any BMPs indicated in the BMP Handbook needed to prevent or minimize storm water pollution shall be implemented at no extra cost to the District.

13.12.3.5 Within two weeks after Award of Contract by the District, the Contractor shall submit to the District's Civil Engineer one copy of the PRDs including the SWPPP for review. After the District's approval, the Contractor shall provide approved copies of the SWPPP as follows: one copy each to the Project Inspector, Construction Manager, Architect, Commissioned Architect and District's Civil Engineer.

13.12.4 Implementation

The Contractor shall implement the Storm Water Pollution Prevention Plan by doing the following:

- a. Obtain a Waste Discharger Identification (WDID) number from the SWRCB before beginning construction. This number will be issued once your PRDs are administratively accepted and fee is received.
- b. Keep the SWPPP, REAPs, monitoring data on the construction site.
- c. Employ a Qualified SWPPP Practitioner (QSP) to implement the SWPPP during construction and develop Rain Event Action Plans ("REAPs").
- d. Install, inspect, maintain and monitor BMPs required by the General Permit.
- e. Install perimeter controls prior to starting other construction work at the site.

GENERAL CONDITIONS

- f. Contain on-site storm water at the jobsite. Do not drain on-site water directly into the storm drain.
- g. Implement the SWPPP.
- h. Provide SWPPP and BMP implementation training for those responsible for implementing the SWPPP.
- i. Designate trained personnel for the proper implementation of the SWPPP.
- j. Conduct monitoring, as required, and assess compliance with the Numeric Action Levels (NALs) or Numeric Effluent Limitations (NELs) appropriate to your project.
- k. Report monitoring data:
 - 1. Maintain a paper or electronic copy of all required records for three years from the date generated or date submitted, whichever is last. These records must be available at the construction site until construction is completed.
 - 2. Have a QSD revise the SWPPP as needed to reflect the phases of construction and to suit changing site conditions and instances when properly installed systems are ineffective.
 - 3. Assist the District with entering any necessary data or information into the Stormwater Multi-Application and Reporting System (“SMARTS”) system.
- 1. At the end of Construction Contract:
 - 1. Submit Notice of Termination (NOT) into the SMARTS when construction is complete and conditions of termination listed in the NOT have been satisfied. A copy of the NOT can be found at: http://www.waterboards.ca.gov/water_issues/programs/stormwater/construction.shtml.
 - 2. Leave in place storm water pollution prevention controls needed for post-construction storm water management and remove those that are not needed as determined by the District. Thereafter, left-in-place controls will be maintained by the District.
 - 3. Provide Site Monitoring Reports, SWPPP revisions, Compliance Certifications and related documents to the District. Post-construction storm water operation and management plan as mentioned in the compliance certifications are considered to be in place at the end of the Construction Contract.

13.12.5 Monitoring

The Contractor shall conduct examination of storm water pollution prevention controls as required by the State Water Resources Control Board (2009). Order 2009-0009-DWQ, NPDES General

GENERAL CONDITIONS

Permit No. CAS000002: Waste Discharge Requirements for Discharges of Storm Water Runoff Associated with Construction and Land Disturbing Activities. This includes properly qualified personnel performing all required monitoring, testing, inspections and monitoring. The Contractor shall also conduct examination of storm water pollution prevention controls, as well as before and after each storm event in compliance with the State Water Resources Control Board Order No. 2009-0009-DWQ, National Pollutant Discharge Elimination System General Permit No. CAS000002, Waste Discharge Requirements for Discharges of Storm Water Runoff Associated with Construction and Land Disturbance Activities (General Permit) (SWRCB, 2009).and at least once each 24-hour period during extended storm events to identify BMP effectiveness and implement repairs or BMP changes as soon as feasible. All maintenance related to a storm event should be completed within 48 hours of the storm event. The Contactor shall also prepare and maintain, at the jobsite, a log of each inspection using Site Monitoring Report forms.

13.12.6 Liabilities and Penalties

- a. Review of the SWPPP and inspection logs by the District shall not relieve the Contractor from liabilities arising from non-compliance with storm water pollution regulations.
- b. Payment of penalties for non-compliance by the Contractor shall be the sole responsibility of the Contractor and will not be reimbursed by the District.
- c. Compliance with the Clean Water Act pertaining to construction activity is the sole responsibility of the Contractor. For any fine(s) levied against the District due to non-compliance by the Contractor, the District will deduct from the final payment due the Contractor the total amount of the fine(s) levied on the District, plus legal and associated costs.
- d. The Contractor shall submit to the District a completed NOI for change of information (Construction Site Information and Material Handling/Management Practices).

GENERAL CONDITIONS

ARTICLE 14 TERMINATION OR SUSPENSION OF THE CONTRACT

14.1 TERMINATION BY THE CONTRACTOR FOR CAUSE

14.1.1 Grounds for Termination

The Contractor may terminate the Contract if the Work is stopped for a period of thirty (30) consecutive days through no act or fault of the Contractor, a Subcontractor, a Sub-subcontractor, their agents or employees, or any other persons performing portions of the Work for whom the Contractor is contractually responsible, for only the following reasons:

- a. Issuance of an order of a court or other public authority having jurisdiction; or
- b. An act of the United State or California government, such as a declaration of national emergency.

14.1.2 Notice of Termination

If one of the above reasons exists, the Contractor may, upon written notice of seven (7) additional days to the District, terminate the Contract and recover from the District payment for Work executed and for reasonable costs verified by the Architect with respect to materials, equipment, tools, construction equipment, and machinery, including reasonable overhead, profit, and damages.

14.2 TERMINATION BY THE DISTRICT FOR CAUSE

14.2.1 Grounds for Termination

The District may terminate the Contractor and/or this Contract for the following reasons:

- a. Persistently or repeatedly refuses or fails to supply enough properly skilled workers or proper materials;
- b. Persistently or repeatedly is absent, without excuse, from the job site;
- c. Fails to make payment to Subcontractors, suppliers, materialmen, etc.;
- d. Persistently disregards laws, ordinances, rules, regulations, or orders of a public authority having jurisdiction;
- e. Fails to provide a schedule or fails or refuses to update schedules required under the Contract;
- f. Falls behind on the Project and refuses or fails to undertake a Recovery Schedule;
- g. If the Contractor has been debarred from performing Work
- h. Becomes bankrupt or insolvent, including the filing of a general assignment for the benefit of creditors; or
- i. Otherwise is in substantial breach of a provision of the Contract Documents.

GENERAL CONDITIONS

14.2.2 Notification of Termination

When any of the above reasons exist, the District may, without prejudice to any other rights or remedies of the District and after giving the Contractor and the Contractor's Surety written notice of seven (7) days, terminate the Contractor and/or this Contract and may, subject to any prior rights of the Surety:

- a. Take possession of the Project and of all material, equipment, tools, and construction equipment and machinery thereon owned by the Contractor;
- b. Accept assignment of Subcontracts. Contractor acknowledges and agrees that if the District (in its sole and absolute discretion) decides to takeover completion of the Project, the Contractor agrees to immediately assign all subcontracts to the District which the District has chosen to accept;
- c. Complete the Work by any reasonable method the District may deem expedient, including contracting with a replacement contractor or contractors; and,
- d. Agree to accept a takeover and completion arrangement with Surety that is acceptable to the District Board.

14.2.3 Takeover and Completion of Work after Termination for Cause

A Termination for Cause is an urgent matter which requires immediate radiation since Project Work is open and incomplete, the site is subject to vandalism and theft, the Project site is considered a public nuisance, and there is a possibility of injury and deterioration of the Project Work and materials. Thus, the District shall be entitled to enter a takeover contract to either remediate the unfinished condition or complete the Work for this Project.

14.2.4 Payments Withheld

If the District terminates the Contract for one of the reasons stated in Article 14.2.1, the Contractor shall not be entitled to receive further payment until the Work is complete. All costs associated with the termination and completion of the Project shall be the responsibility of the Contractor and/or its Surety.

14.2.5 Payments upon Completion

If the unpaid balance of the Contract Sum exceeds costs of completing the Work, including compensation for professional services and expenses made necessary thereby, such excess shall be paid to the Contractor. If such costs exceed the unpaid balance, the Contractor and its Surety shall pay the difference to the District. The amount to be paid to the Contractor, or District, as the case may be, shall be certified by the Architect upon application. This payment obligation shall survive completion of the Contract.

14.3 TERMINATION OF CONTRACT BY DISTRICT (CONTRACTOR NOT AT FAULT)

14.3.1 Termination for Convenience

District may terminate the Contract upon fifteen (15) calendar days of written notice to the Contractor and use any reasonable method the District deems expedient to complete the Project, including

GENERAL CONDITIONS

contracting with replacement contractor or contractors, if it is found that reasons beyond the control of either the District or Contractor make it impossible or against the District's interest to complete the Project. In such a case, the Contractor shall have no Claims against the District except for: (1) the actual cost for approved labor, materials, and services performed in accordance with the Contract Documents which have not otherwise been previously paid for and which are supported and documented through timesheets, invoices, receipts, or otherwise; and (2) profit and overhead of ten percent (10%) of the approved costs in item (1); and (3) termination cost of five percent (5%) of the approved costs in item (1). Contractor acknowledges and agrees that if the District (in its sole and absolute discretion) decides to takeover completion of the Project, the Contractor agrees to immediately assign all subcontracts to the District which the District has chosen to accept.

14.3.2 Non-Appropriation of Funds/ Insufficient Funds

In the event that sufficient funds are not appropriated to complete the Project or the District determines that sufficient funds are not available to complete the Project, District may terminate or suspend the completion of the Project at any time by giving written notice to the Contractor. In the event that the District exercises this option, the District shall pay for any and all work and materials completed or delivered onto the site for which value is received, and the value of any and all work then in progress and orders actually placed which cannot be canceled up to the date of notice of termination. The value of work and materials not otherwise already paid for by the District up to the time of termination under this Paragraph shall include a factor of fifteen percent (15%) for the Contractor's overhead and profit and there shall be no other costs or expenses paid to Contractor. All work, materials and orders paid for pursuant to this provision shall become the property of the District. District may, without cause, order Contractor in writing to suspend, delay or interrupt the Project in whole or in part for such period of time as District may determine. Adjustment shall be made for increases in the cost of performance of the Agreement caused by suspense, delay or interruption.

14.4 REMEDIES OTHER THAN TERMINATION

If a default occurs, the District may, without prejudice to any other right or remedy, including, without limitation, its right to terminate the Contract pursuant to Article 14.2, do any of the following:

- a. Permit the Contractor to continue under this Contract, but make good such deficiencies or complete the Contract by whatever method the District may deem expedient, and the cost and expense thereof shall be deducted from the Contract Price or paid by the Contractor to the District on demand;
- b. If the workmanship performed by the Contractor is faulty or defective materials are provided, erected or installed, then the District may order the Contractor to remove the faulty workmanship or defective materials and to replace the same with work or materials that conform to the Contract Documents, in which event the Contractor, at its sole costs and expense, shall proceed in accordance with the District's order and complete the same within the time period given by the District in its notice to the Contractor; or
- c. Initiate procedures to declare the Contractor a non-responsible bidder for a period of two (2) to five (5) years thereafter.

All amounts expended by the District in connection with the exercise of its rights hereunder shall accrue interest from the date expended until paid to the District at the maximum legal rate. The District may retain or withhold any such amounts from the Contract Price. If the Contractor is ordered to replace any faulty workmanship or defective materials pursuant to Paragraph (b) above, the Contractor shall replace

GENERAL CONDITIONS

the same with new work or materials approved by the Architect and the District, and, at its own cost, shall repair or replace, in a manner and to the extent the Architect and the District shall direct, all Work or material that is damaged, injured or destroyed by the removal of said faulty workmanship or defective material, or by the replacement of the same with acceptable work or materials. In no event shall anything in this Article be deemed to constitute a waiver by the District of any other rights or remedies that it may have at law or in equity, it being acknowledged and agreed by the Contractor that the remedies set forth in this Article are in addition to, and not in lieu of, any other rights or remedies that the District may have at law or in equity.

GENERAL CONDITIONS

ARTICLE 15 DEBARMENT

15.1 DEBARMENT MEANS THERE HAS BEEN A FINDING THAT THE CONTRACTOR IS NOT RESPONSIBLE.

During the course of the Project, or if it is determined through Change Orders, Claims, or Audit that a Contractor is not responsible, the District may, in addition to other remedies provided in the Contract, debar the Contractor from bidding or proposing on, or being awarded, and/or performing work on District contracts for a specified period of time, which generally will not exceed five (5) years, but may exceed five (5) years or be permanent if the circumstances warrant such debarment. In addition to the debarment proceeding, a finding that a Contractor is to be debarred shall result in the termination of any or all existing Contracts the Contractor may have with the District.

15.2 BOARD FINDING

The District may debar a Contractor if the Board, or the Board's delagatee, in its discretion, finds the Contractor has done any of the following:

15.2.1 Intentionally or with reckless disregard, violated any term of the Contract with the District

15.2.2 Committed an acts or omission which reflects on the Contractor's quality, fitness or capacity to perform Work for the District;

15.2.3 Committed an act or offense which indicates a lack of business integrity or business honesty; or,

15.2.4 Made or submitted a false claim against the District or any other public entity.

15.3 HEARING AND PRESENTATION OF EVIDENCE

If there is evidence that the Contractor may be subject to debarment, the District shall notify the Contractor in writing of the evidence which is the basis for the proposed debarment and shall advise the Contractor of the scheduled date for a debarment hearing before the District Board or its delegated designee.

The District Board, or designee, shall conduct a hearing where evidence on the proposed debarment is presented. The Contractor or the Contractor's representative shall be given an opportunity to submit evidence at the hearing. The Contractor shall be provided an adequate amount of time to prepare and object to evidence presented. A tentative proposed decision shall be issued as a tentative decision and the District shall be entitled to modify, deny or adopt the proposed decision. The proposed decision shall contain a recommendation regarding whether the Contractor should be debarred, and, if so, the appropriate length of time of the debarment. The Contractor and the District shall be provided an opportunity to object to the tentative proposed decision for a period of 15 days. If additional evidence is presented, the District shall evaluate this evidence and either issue an amended ruling, issue the same ruling, or call a further hearing.

If a Contractor has been debarred for a period of longer than five (5) years, that Contractor may after the debarment has been in effect for at least five (5) years, submit a written request for review of the debarment determination to reduce the period of debarment or terminate the debarment. The District may, in its discretion, reduce the period of debarment or terminate the debarment if it finds that the Contractor has adequately demonstrated one or more of the following: (1) elimination of the grounds for which the

GENERAL CONDITIONS

debarment was imposed; (2) a bona fide change in ownership or management; (3) material evidence discovered after debarment was imposed; or (4) any other reason that is in the best interests of the District.

The District will consider a request for review of a debarment determination only where: (1) the Contractor has been debarred for a period longer than five (5) years; (2) the debarment has been in effect for at least five (5) years; and (3) the request is in writing, states one or more of the grounds for reduction of the debarment period or termination of the debarment, and includes supporting documentation. Upon receiving an appropriate request, the District will provide notice of the hearing on the request. At the hearing, the District shall review evidence on the proposed reduction of debarment period. This hearing shall be conducted and the request for review decided by the District pursuant to the same procedures as for a debarment hearing.

The District's proposed decision shall contain a recommendation on the request to reduce the period of debarment or terminate the debarment.

The terms shall also apply to Subcontractors of Contractor.

SUPPLEMENTARY GENERAL CONDITIONS

Project Allowance:

Allowance: \$50,000.00

Any change orders approved by the District in accordance with the Contract Documents shall first be taken out of the allowance listed above. Allowances for each category are to be included in the total base bid amount and shall include all costs of coordination, supervision, bond costs, overhead and profit, supervision, installation and all indirect Project costs associated with performing the work of covered by the Allowance. Contractor shall be permitted to charge only its direct costs to perform the work, as indicated through documentation approved by the District. Allowances shall be listed as a separate line item when submitting the schedule of values. Any mark ups over the amounts listed on the schedule of values will not be allowed. Any remaining allowance balance available at the completion of the Project shall be credited to the District by a change order. Contractor shall not deduct any costs including, but not limited to, bond costs, overhead and profit or other indirect costs when returning any unused Allowance amount.

Division 1 Forms

IMMEDIATE CONSTRUCTION CHANGE DIRECTIVE NO.

PROJECT: _____

TO: _____

You are hereby directed to provide the extra work necessary to comply with this ICD.

DESCRIPTION OF CHANGE: _____

COST (This cost shall not be exceeded): _____

TIME FOR COMPLETION: _____

NOTE:

Pursuant to Article 7.3.1.2 An Immediate Change Directive is a written order to the Contractor prepared by the Architect and signed by the District (and CM if there is a CM on the Project) and the Architect, directing a change in the Work and stating a proposed basis for adjustment, if any, in the Contract Sum or Contract Time, or both. The District may by ICD, without invalidating the Contract, direct immediate changes in the Work within the general scope of the Contract consisting of additions, deletions, or other revisions within. If applicable, the Contract Sum and Contract Time will be adjusted accordingly. **CONTRACTOR SHALL PROCEED WITH WORK SET FORTH IN THIS ICD IMMEDIATELY UPON RECEIPT OR THE DISTRICT MAY EITHER HOLD THE CONTRACTOR IN EITHER PARTIAL DEFAULT PURSUANT TO ARTICLE 2.2 OR TOTAL DEFAULT PURSUANT TO ARTICLE 14.**

Architect

District

SPECIFICATIONS

INSTALLATION OVERVIEW AND REQUIREMENTS

- A. Contractor shall include costs for labeling and installation of all access points to the T-bar ceiling grid, based on a 10'-12' ceiling height. Install with included ceiling clip bracket and include labor for patching to existing network cable. Existing cabling is typically terminated in a device box directly above the T-bar ceiling grid. See premise as built drawings in Appendix for locations.
- B. Remove existing access points and turn over to District liaison.
- C. In 30 locations, contractor shall install the Access points on a higher ceiling that may require a scissor lift, etc. Any equipment and additional costs shall be provided by the contractor as a part of this bid.
- D. In all locations where a Cisco Catalyst 9120AXI access point is called for, contractor to provide, label, and install a Cisco Catalyst 9120AXI access point, or equal, that is natively compatible for use with the District's Cisco C9800 Wireless controller. 9120AXI access point must support 802.11ax 4X4 downlink MU-MIMO with four spatial streams, Uplink/downlink OFDMA, TWT, BSS coloring, MRC, 802.11ax beamforming, PHY data rates up to 5.38 Gbps, Packet aggregation: A-MPDU (transmit and receive) and A-MSDU (transmit and receive), 802.11 DFS, CSD support, a 2500 Multigigabit Ethernet (RJ-45) interface (IEEE 802.3bz), and an RJ45 management console port, USB 2.0 port, 2048 MB DRAM, 1024 MB Flash, support Cisco DNA, support BLE/IoT, and have a limited lifetime warranty.
- E. In all locations where a Cisco Catalyst 9120AXE access point is called for, contractor to provide, label, and install a Cisco Catalyst 9120AXE access point, or equal, that is natively compatible for use with the District's Cisco C9800 Wireless controller. 9120AXE access point must support 802.11ax 4X4 downlink MU-MIMO with four spatial streams, Uplink/downlink OFDMA, TWT, BSS coloring, MRC, 802.11ax beamforming, PHY data rates up to 5.38 Gbps, Packet aggregation: A-MPDU (transmit and receive) and A-MSDU (transmit and receive), 802.11 DFS, CSD support, a 2500 Multigigabit Ethernet (RJ-45) interface (IEEE 802.3bz), and an RJ45 management console port, USB 2.0 port, 2048 MB DRAM, 1024 MB Flash, support Cisco DNA, support BLE/IoT, and have a limited lifetime warranty.
- F. In all locations where a Cisco Catalyst 9130AXI access point is called for, contractor to provide, label, and install a Cisco Catalyst 9130AXI access point, or equal, that is natively compatible for use with the District's Cisco C9800 Wireless controller. 9130AXI access point must support 802.11ax 8X8 downlink MU-MIMO with eight spatial streams, Uplink/downlink OFDMA, TWT, BSS coloring, MRC, 802.11ax beamforming, PHY data rates up to 5.38 Gbps, Packet aggregation: A-MPDU (transmit and receive) and A-MSDU (transmit and receive), 802.11 DFS, CSD support, a 2500 Multigigabit Ethernet (RJ-45) interface (IEEE 802.3bz), and an RJ45 management console port, USB 2.0 port, 2048 MB DRAM, 1024 MB Flash, support Cisco DNA, support BLE/IoT, and have a limited lifetime warranty.

VIRTUAL BID OPENING INSTRUCTIONS

PLEASE NOTE: Based on COVID-19 health and safety guidelines, we must conduct the opening and reading aloud of bids for **Bid No. 20-21-10TE – Wireless Upgrades (E-Rate Year 24)** virtually.

Sealed bids will still be received at the Jurupa USD District Office located at 4850 Pedley Road, Jurupa Valley, CA 92509. The deadline to receive bids is 2:00 p.m. on 12/21/2020, unless modified via an addendum. Bids will be opened and read via Zoom immediately following.

If you wish to listen to the bids read aloud, you can do so by dialing in to the following number:

+1 669-900-9128

Once you dial this number, you will be prompted to enter a meeting ID and passcode code for the call, followed by pound.

Meeting ID: 843 0255 5051

Passcode: 553987

For those that wish to connect to the conference call via computer, you can copy the below link into your web browser to access the call (you must have audio capabilities on your computer to hear and video capabilities on your computer to watch the bid opening):

<https://jusd-k12-ca-us.zoom.us/j/84302555051?pwd=ZCtaZForaW5BZ3NlK3N6VFlnYXhRUT09>

If at any time you have questions about the conference call, please Purchasing at (951) 360-4102.

A bid tabulation form will be posted to the website after the call. We appreciate your interest in working with the district.

EQUIPMENT LISTING

COUNTA of Site	New AP model				Ext. Antenna
Site	C9120AXE-B-EDU or equal	C9120AXI-B-EDU or equal	C9130AXI-B-EDU or equal	Grand Total	AIR-ANT2566P4W-RS= or equal
Camino Real Elementary (CRE)		43		43	
Del Sol Academy (DSA)		41	3	44	
Glen Avon Elementary (GAE)		28		28	
Granite Hill Elementary (GHE)		39		39	
Ina Arbuckle Elementary (IAE)		42		42	
Indian Hills Elementary (IHE)		39		39	
Jurupa Middle School (JMS)	1	67	2	70	1
Jurupa Valley High School (JVHS)	3	134	5	142	3
Mission Bell Elementary (MBE)		28	1	29	
Mira Loma Middle School (MLMS)	1	55	3	59	1
Mission Middle School (MMS)		40	2	42	
Nueva Vista High School (NVHS)		29		29	
Pacific Avenue Academy of Music (PAAM / PAE)		36		36	
Pedley Elementary School (PED)		44		44	
Peralta Elementary School (PER)		36		36	
Patriot High School (PHS)		152	6	158	
Rubidoux High School (RHS)	1	99	7	107	1
Rustic Lane Elementary (RLE)		47		47	
Stone Avenue Elementary (SAE)		45		45	
Sky Country Elementary (SCE)		38		38	
Sunnyslope Elem. School (SSE)		54		54	
The Learning Center (TLC)		11		11	
Troth Street Elementary (TRE)		49		49	
Van Buren Elementary (VBE)		38		38	
West Riverside Elementary (WRE)		49	1	50	
Grand Total	6	1283	30	1319	6
	Each C9120AXE-B-EDU to include:	Each C9120AXI-B-EDU to include:	Each C9130AXI-B-EDU to include:		
	NETWORK-PNP-LIC	NETWORK-PNP-LIC	NETWORK-PNP-LIC		
	PI-LFAS-AP-T	PI-LFAS-AP-T	PI-LFAS-AP-T		
	PI-LFAS-AP-T-5Y	PI-LFAS-AP-T-5Y	PI-LFAS-AP-T-5Y		
	AIR-DNA-A-T	AIR-DNA-A-T	AIR-DNA-A-T		
	AIR-DNA-A-T-5Y	AIR-DNA-A-T-5Y	AIR-DNA-A-T-5Y		
	AIR-DNA-NWSTACK-A	AIR-DNA-NWSTACK-A	AIR-DNA-NWSTACK-A		
	CDNA-A-C9120	CDNA-A-C9120	CDNA-A-C9130		
	DNA-A-5Y-C9120	DNA-A-5Y-C9120	DNA-A-5Y-C9120		
	AIR-AP-T-RAIL-R	AIR-AP-T-RAIL-R	AIR-AP-T-RAIL-R		
	SW9120AX-CAPWAP-K9	SW9120AX-CAPWAP-K9	SW9130AX-CAPWAP-K9		
	AIR-DNA-EDU-A	AIR-DNA-EDU-A	AIR-DNA-EDU-A		
	EDU-DNA-A-5Y	EDU-DNA-A-5Y	EDU-DNA-A-5Y		
	AIR-AP-BRACKET-2	AIR-AP-BRACKET-2	AIR-AP-BRACKET-2		
	<i>or equal.</i>				

Controllers, switches, and patch cables are **not** needed.

WIRELESS AP LISTING

If there is a discrepancy between the attached listing the counts of APs listed, the quantities specified on the “Equipment Listing” and “Itemized Quote” pages will prevail. District will provide locations once the project is underway.

Erate FY2021 AP list

Site	Room	AP Name	New AP model	Antenna Type
JVHS	CTE	JVHS-AP0149-CTE-01	C9120AXI-B-EDU or equal	
JVHS	Office	JVHS-AP01-Office-01	C9120AXI-B-EDU or equal	
JVHS	Office	JVHS-AP02-Office-02	C9120AXI-B-EDU or equal	
JVHS	Hallway	JVHS-AP03-Hallway-01	C9120AXI-B-EDU or equal	
JVHS	Admin	JVHS-AP04-Admin-01	C9120AXI-B-EDU or equal	
JVHS	ConfCorridor-01	JVHS-AP05-ConfCorridor-01	C9120AXI-B-EDU or equal	
JVHS	ConfRoom-01	JVHS-AP06-ConfRoom-01	C9120AXI-B-EDU or equal	
JVHS	2ndFIGuidance	JVHS-AP07-2ndFIGuidance-01	C9120AXI-B-EDU or equal	
JVHS	A1	JVHS-AP08-A1-01	C9120AXI-B-EDU or equal	
JVHS	A2	JVHS-AP09-A2-01	C9120AXI-B-EDU or equal	
JVHS	C12	JVHS-AP100-C12-01	C9120AXI-B-EDU or equal	
JVHS	C8	JVHS-AP101-C8-01	C9120AXI-B-EDU or equal	
JVHS	C10	JVHS-AP102-C10-01	C9120AXI-B-EDU or equal	
JVHS	C7-02	JVHS-AP102-C7-02	C9120AXI-B-EDU or equal	
JVHS	C11	JVHS-AP103-C11-01	C9120AXI-B-EDU or equal	
JVHS	BoyPE	JVHS-AP104-BoyPECoach-01	C9120AXI-B-EDU or equal	
JVHS	GirlPE	JVHS-AP105-GirlPECoach-01	C9120AXI-B-EDU or equal	
JVHS	Gym	JVHS-AP106-Gym-01	C9130AXI-B-EDU or equal	
JVHS	Pool	JVHS-AP107-Pool-01	C9120AXE-B-EDU or equal	AIR-ANT2566P4W-RS= or equal
JVHS	Room-01	JVHS-AP108-Room-01	C9120AXI-B-EDU or equal	
JVHS	Kitchen	JVHS-AP109-Kitchen-01	C9120AXI-B-EDU or equal	
JVHS	A3	JVHS-AP10-A03-01	C9120AXI-B-EDU or equal	
JVHS	LineArea	JVHS-AP110-LineArea-01	C9120AXI-B-EDU or equal	
JVHS	C4	JVHS-AP111-C4-01	C9120AXI-B-EDU or equal	
JVHS	P9	JVHS-AP111-P9-01	C9120AXI-B-EDU or equal	
JVHS	C5-01	JVHS-AP112-C5-01	C9120AXI-B-EDU or equal	
JVHS	P10	JVHS-AP112-P10-01	C9120AXI-B-EDU or equal	
JVHS	P12	JVHS-AP113-P12-01	C9120AXI-B-EDU or equal	
JVHS	P13	JVHS-AP114-P13-01	C9120AXI-B-EDU or equal	
JVHS	G1	JVHS-AP115-G1-01	C9120AXI-B-EDU or equal	
JVHS	G2	JVHS-AP116-G2-01	C9120AXI-B-EDU or equal	
JVHS	G3	JVHS-AP117-G3-01	C9120AXI-B-EDU or equal	
JVHS	G4	JVHS-AP118-G4-01	C9120AXI-B-EDU or equal	
JVHS	G5	JVHS-AP119-G5-01	C9120AXI-B-EDU or equal	
JVHS	A4	JVHS-AP11-A4-01	C9120AXI-B-EDU or equal	
JVHS	G6	JVHS-AP120-G6-01	C9120AXI-B-EDU or equal	
JVHS	H1	JVHS-AP121-H1-01	C9120AXI-B-EDU or equal	
JVHS	H2	JVHS-AP122-H2-01	C9120AXI-B-EDU or equal	
JVHS	H3	JVHS-AP123-H3-01	C9120AXI-B-EDU or equal	
JVHS	H4	JVHS-AP124-H4-01	C9120AXI-B-EDU or equal	
JVHS	H5	JVHS-AP125-H5-01	C9120AXI-B-EDU or equal	
JVHS	A6	JVHS-AP12-A6-01	C9120AXI-B-EDU or equal	
JVHS	ConsessionStand	JVHS-AP130-ConsessionStand-01	C9120AXI-B-EDU or equal	
JVHS	N.ConsessionStand	JVHS-AP131-N.ConsessionStand-01	C9120AXE-B-EDU or equal	AIR-ANT2566P4W-RS= or equal
JVHS	S.ConsessionStand	JVHS-AP132-S.ConsessionStand-01	C9120AXI-B-EDU or equal	
JVHS	PressBooth	JVHS-AP133-PressBooth-01	C9130AXI-B-EDU or equal	
JVHS	N.Stands	JVHS-AP134-N.Stands-01	C9120AXI-B-EDU or equal	
JVHS	WrestlingRoom	JVHS-AP136-WrestlingRoom-01	C9120AXI-B-EDU or equal	
JVHS	WrestlingRoom	JVHS-AP137-WrestlingRoom-02	C9120AXE-B-EDU or equal	AIR-ANT2566P4W-RS= or equal
JVHS	TicketBooth	JVHS-AP138-TicketBooth-01	C9120AXI-B-EDU or equal	
JVHS	TicketBooth	JVHS-AP139-TicketBooth-01	C9120AXI-B-EDU or equal	
JVHS	A7	JVHS-AP13-A7-01	C9120AXI-B-EDU or equal	
JVHS	P11	JVHS-AP146-P11-01	C9120AXI-B-EDU or equal	
JVHS	P11A	JVHS-AP147-P11A-01	C9120AXI-B-EDU or equal	
JVHS	A8	JVHS-AP14-A8-01	C9120AXI-B-EDU or equal	
JVHS	A9	JVHS-AP15-A9-01	C9120AXI-B-EDU or equal	

Erate FY2021 AP list

Site	Room	AP Name	New AP model	Antenna Type
JVHS	A10	JVHS-AP16-A10-01	C9120AXI-B-EDU or equal	
JVHS	A11	JVHS-AP17-A11-01	C9120AXI-B-EDU or equal	
JVHS	A12	JVHS-AP18-A12-01	C9120AXI-B-EDU or equal	
JVHS	A13	JVHS-AP19-A13-01	C9120AXI-B-EDU or equal	
JVHS	A14	JVHS-AP20-A14-01	C9120AXI-B-EDU or equal	
JVHS	A15	JVHS-AP21-A15-01	C9120AXI-B-EDU or equal	
JVHS	C1	JVHS-AP222-C1-01	C9120AXI-B-EDU or equal	
JVHS	A16	JVHS-AP22-A16-01	C9120AXI-B-EDU or equal	
JVHS	A17	JVHS-AP23-A17-01	C9120AXI-B-EDU or equal	
JVHS	A18	JVHS-AP24-A18-01	C9120AXI-B-EDU or equal	
JVHS	A19	JVHS-AP25-A19-01	C9120AXI-B-EDU or equal	
JVHS	A20	JVHS-AP26-A20-01	C9120AXI-B-EDU or equal	
JVHS	A21	JVHS-AP27-A21-01	C9120AXI-B-EDU or equal	
JVHS	A22	JVHS-AP28-A22-01	C9120AXI-B-EDU or equal	
JVHS	A23	JVHS-AP29-A23-01	C9120AXI-B-EDU or equal	
JVHS	A24	JVHS-AP30-A24-01	C9120AXI-B-EDU or equal	
JVHS	Library	JVHS-AP31-Library-01	C9130AXI-B-EDU or equal	
JVHS	ComputerLab	JVHS-AP32-ComputerLab-01	C9120AXI-B-EDU or equal	
JVHS	CounselorArea	JVHS-AP33-CounselorArea-01	C9120AXI-B-EDU or equal	
JVHS	LibraryOffice	JVHS-AP34-LibraryOffice-01	C9120AXI-B-EDU or equal	
JVHS	A25	JVHS-AP35-A25-01	C9120AXI-B-EDU or equal	
JVHS	A37	JVHS-AP36-A37-01	C9120AXI-B-EDU or equal	
JVHS	A27	JVHS-AP37-A27-01	C9120AXI-B-EDU or equal	
JVHS	A28	JVHS-AP38-A28-01	C9120AXI-B-EDU or equal	
JVHS	A29	JVHS-AP39-A29-01	C9120AXI-B-EDU or equal	
JVHS	A30	JVHS-AP40-A30-01	C9120AXI-B-EDU or equal	
JVHS	A31	JVHS-AP41-A31-01	C9120AXI-B-EDU or equal	
JVHS	A32	JVHS-AP42-A32-01	C9120AXI-B-EDU or equal	
JVHS	A33	JVHS-AP43-A33-01	C9120AXI-B-EDU or equal	
JVHS	A34	JVHS-AP44-A34-01	C9120AXI-B-EDU or equal	
JVHS	A35	JVHS-AP45-A35-01	C9120AXI-B-EDU or equal	
JVHS	A36	JVHS-AP46-A36-01	C9120AXI-B-EDU or equal	
JVHS	A38	JVHS-AP47-A38-01	C9120AXI-B-EDU or equal	
JVHS	A41	JVHS-AP50-A41-01	C9120AXI-B-EDU or equal	
JVHS	A42	JVHS-AP51-A42-01	C9120AXI-B-EDU or equal	
JVHS	A43	JVHS-AP52-A43-01	C9120AXI-B-EDU or equal	
JVHS	D1	JVHS-AP53-D1-01	C9120AXI-B-EDU or equal	
JVHS	D2	JVHS-AP54-D2-01	C9120AXI-B-EDU or equal	
JVHS	D3	JVHS-AP55-D3-01	C9120AXI-B-EDU or equal	
JVHS	D4	JVHS-AP56-D4-01	C9120AXI-B-EDU or equal	
JVHS	D5	JVHS-AP57-D5-01	C9120AXI-B-EDU or equal	
JVHS	D6	JVHS-AP58-D6-01	C9120AXI-B-EDU or equal	
JVHS	D7	JVHS-AP59-D7-01	C9120AXI-B-EDU or equal	
JVHS	D8	JVHS-AP60-D8-01	C9120AXI-B-EDU or equal	
JVHS	D9	JVHS-AP61-D9-01	C9120AXI-B-EDU or equal	
JVHS	D10	JVHS-AP62-D10-01	C9120AXI-B-EDU or equal	
JVHS	D11	JVHS-AP63-D11-01	C9120AXI-B-EDU or equal	
JVHS	D12	JVHS-AP64-D12-01	C9120AXI-B-EDU or equal	
JVHS	D13	JVHS-AP65-D13-01	C9120AXI-B-EDU or equal	
JVHS	D14	JVHS-AP66-D14-01	C9120AXI-B-EDU or equal	
JVHS	D15	JVHS-AP67-D15-01	C9120AXI-B-EDU or equal	
JVHS	D17	JVHS-AP68-D17-01	C9120AXI-B-EDU or equal	
JVHS	D18	JVHS-AP69-D18-01	C9120AXI-B-EDU or equal	
JVHS	D19	JVHS-AP70-D19-01	C9120AXI-B-EDU or equal	
JVHS	D20	JVHS-AP71-D20-01	C9120AXI-B-EDU or equal	
JVHS	D21	JVHS-AP72-D21-01	C9120AXI-B-EDU or equal	

Erate FY2021 AP list

Site	Room	AP Name	New AP model	Antenna Type
JVHS	D22	JVHS-AP73-D22-01	C9120AXI-B-EDU or equal	
JVHS	D23	JVHS-AP74-D23-01	C9120AXI-B-EDU or equal	
JVHS	D24	JVHS-AP75-D24-01	C9120AXI-B-EDU or equal	
JVHS	D25	JVHS-AP76-D25-01	C9120AXI-B-EDU or equal	
JVHS	D26	JVHS-AP77-D26-01	C9120AXI-B-EDU or equal	
JVHS	D27	JVHS-AP78-D27-01	C9120AXI-B-EDU or equal	
JVHS	D28	JVHS-AP79-D28-01	C9120AXI-B-EDU or equal	
JVHS	D29	JVHS-AP80-D29-01	C9120AXI-B-EDU or equal	
JVHS	B1	JVHS-AP81-B1-01	C9120AXI-B-EDU or equal	
JVHS	B2	JVHS-AP82-B2-01	C9120AXI-B-EDU or equal	
JVHS	B3	JVHS-AP83-B3-01	C9120AXI-B-EDU or equal	
JVHS	B4	JVHS-AP84-B4-01	C9120AXI-B-EDU or equal	
JVHS	B5	JVHS-AP85-B5-01	C9120AXI-B-EDU or equal	
JVHS	Stage	JVHS-AP86-Stage-01	C9130AXI-B-EDU or equal	
JVHS	B6	JVHS-AP87-B6-01	C9120AXI-B-EDU or equal	
JVHS	B7	JVHS-AP88-B7-01	C9120AXI-B-EDU or equal	
JVHS	B8	JVHS-AP89-B8-01	C9120AXI-B-EDU or equal	
JVHS	Gym	JVHS-AP90-Gym-01	C9130AXI-B-EDU or equal	
JVHS	C5-01	JVHS-AP96-C5-01	C9120AXI-B-EDU or equal	
JVHS	C6	JVHS-AP97-C6-01	C9120AXI-B-EDU or equal	
JVHS	C7A	JVHS-AP98-C7A-01	C9120AXI-B-EDU or equal	
JVHS	C7-01	JVHS-AP99-C7-01	C9120AXI-B-EDU or equal	
JVHS	C3	JVHS-APNN-C03-01	C9120AXI-B-EDU or equal	
PHS	A102	PHS-AP001-A102	C9120AXI-B-EDU or equal	
PHS	A110	PHS-AP002-A110	C9120AXI-B-EDU or equal	
PHS	A116	PHS-AP003-A116	C9120AXI-B-EDU or equal	
PHS	A122	PHS-AP004-A122	C9120AXI-B-EDU or equal	
PHS	A125	PHS-AP005-A125	C9120AXI-B-EDU or equal	
PHS	A129	PHS-AP006-A129	C9120AXI-B-EDU or equal	
PHS	A201	PHS-AP007-A201	C9120AXI-B-EDU or equal	
PHS	A204	PHS-AP008-A204	C9120AXI-B-EDU or equal	
PHS	A208	PHS-AP009-A208	C9120AXI-B-EDU or equal	
PHS	A209	PHS-AP010-A209	C9120AXI-B-EDU or equal	
PHS	A216	PHS-AP011-A216	C9120AXI-B-EDU or equal	
PHS	A222	PHS-AP012-A222	C9120AXI-B-EDU or equal	
PHS	AAA1	PHS-AP013-AAA1	C9120AXI-B-EDU or equal	
PHS	AAA2	PHS-AP014-AAA2	C9120AXI-B-EDU or equal	
PHS	B101	PHS-AP017-B101	C9120AXI-B-EDU or equal	
PHS	B103	PHS-AP018-B103	C9120AXI-B-EDU or equal	
PHS	B104	PHS-AP019-B104	C9120AXI-B-EDU or equal	
PHS	B105	PHS-AP020-B105	C9120AXI-B-EDU or equal	
PHS	B224	PHS-AP020-B224	C9120AXI-B-EDU or equal	
PHS	B106	PHS-AP021-B106	C9120AXI-B-EDU or equal	
PHS	B112	PHS-AP022-B112	C9120AXI-B-EDU or equal	
PHS	C151	PHS-AP022-C151	C9120AXI-B-EDU or equal	
PHS	B113	PHS-AP023-B113	C9120AXI-B-EDU or equal	
PHS	B114	PHS-AP024-B114	C9120AXI-B-EDU or equal	
PHS	B115	PHS-AP025-B115	C9120AXI-B-EDU or equal	
PHS	B126	PHS-AP026-B126	C9120AXI-B-EDU or equal	
PHS	B127	PHS-AP027-B127	C9120AXI-B-EDU or equal	
PHS	B128	PHS-AP028-B128	C9120AXI-B-EDU or equal	
PHS	B129	PHS-AP029-B129	C9120AXI-B-EDU or equal	
PHS	B130	PHS-AP030-B130	C9120AXI-B-EDU or equal	
PHS	B131	PHS-AP031-B131	C9120AXI-B-EDU or equal	
PHS	B132	PHS-AP032-B132	C9120AXI-B-EDU or equal	
PHS	B133	PHS-AP033-B133	C9120AXI-B-EDU or equal	

Erate FY2021 AP list

Site	Room	AP Name	New AP model	Antenna Type
PHS	B134	PHS-AP034-B134	C9120AXI-B-EDU or equal	
PHS	B135	PHS-AP035-B135	C9120AXI-B-EDU or equal	
PHS	B141	PHS-AP036-B141	C9120AXI-B-EDU or equal	
PHS	B146	PHS-AP037-B146	C9120AXI-B-EDU or equal	
PHS	B147	PHS-AP038-B147	C9120AXI-B-EDU or equal	
PHS	B150	PHS-AP039-B150	C9120AXI-B-EDU or equal	
PHS	B151	PHS-AP040-B151	C9120AXI-B-EDU or equal	
PHS	D243	PHS-AP041-D243	C9120AXI-B-EDU or equal	
PHS	B201	PHS-AP042-B201	C9120AXI-B-EDU or equal	
PHS	B202	PHS-AP043-B202	C9120AXI-B-EDU or equal	
PHS	B203	PHS-AP044-B203	C9120AXI-B-EDU or equal	
PHS	B204	PHS-AP045-B204	C9120AXI-B-EDU or equal	
PHS	B205	PHS-AP046-B205	C9120AXI-B-EDU or equal	
PHS	B211	PHS-AP047-B211	C9120AXI-B-EDU or equal	
PHS	B212	PHS-AP048-B212	C9120AXI-B-EDU or equal	
PHS	B213	PHS-AP049-B213	C9120AXI-B-EDU or equal	
PHS	B214	PHS-AP050-B214	C9120AXI-B-EDU or equal	
PHS	B223	PHS-AP051-B223	C9120AXI-B-EDU or equal	
PHS	B224	PHS-AP052-B224	C9120AXI-B-EDU or equal	
PHS	B225	PHS-AP053-B225	C9120AXI-B-EDU or equal	
PHS	B227	PHS-AP054-B227	C9120AXI-B-EDU or equal	
PHS	B228	PHS-AP055-B228	C9120AXI-B-EDU or equal	
PHS	B229	PHS-AP056-B229	C9120AXI-B-EDU or equal	
PHS	B230	PHS-AP057-B230	C9120AXI-B-EDU or equal	
PHS	B231	PHS-AP058-B231	C9120AXI-B-EDU or equal	
PHS	B232	PHS-AP059-B232	C9120AXI-B-EDU or equal	
PHS	B236	PHS-AP060-B236	C9120AXI-B-EDU or equal	
PHS	B243	PHS-AP061-B243	C9120AXI-B-EDU or equal	
PHS	Gym	PHS-AP062-E147NE	C9130AXI-B-EDU or equal	
PHS	B245	PHS-AP063-B245	C9120AXI-B-EDU or equal	
PHS	B246	PHS-AP064-B246	C9120AXI-B-EDU or equal	
PHS	C105	PHS-AP065-C105	C9120AXI-B-EDU or equal	
PHS	C108	PHS-AP066-C108	C9120AXI-B-EDU or equal	
PHS	C112	PHS-AP067-C112	C9120AXI-B-EDU or equal	
PHS	Cafeteria	PHS-AP068-C116N	C9130AXI-B-EDU or equal	
PHS	Cafeteria	PHS-AP069-C116S	C9130AXI-B-EDU or equal	
PHS	C124N	PHS-AP070-C124N	C9120AXI-B-EDU or equal	
PHS	C124S	PHS-AP071-C124S	C9120AXI-B-EDU or equal	
PHS	Theater	PHS-AP072-C126	C9130AXI-B-EDU or equal	
PHS	C131N	PHS-AP073-C131N	C9120AXI-B-EDU or equal	
PHS	C131S	PHS-AP074-C131S	C9120AXI-B-EDU or equal	
PHS	C135	PHS-AP075-C135	C9120AXI-B-EDU or equal	
PHS	C136	PHS-AP076-C136	C9120AXI-B-EDU or equal	
PHS	C145	PHS-AP077-C145	C9120AXI-B-EDU or equal	
PHS	E147NW	PHS-AP078-E147NW	C9120AXI-B-EDU or equal	
PHS	C158	PHS-AP079-C158	C9120AXI-B-EDU or equal	
PHS	D101	PHS-AP080-D101	C9120AXI-B-EDU or equal	
PHS	D102	PHS-AP081-D102	C9120AXI-B-EDU or equal	
PHS	D103	PHS-AP082-D103	C9120AXI-B-EDU or equal	
PHS	D108	PHS-AP083-D108	C9120AXI-B-EDU or equal	
PHS	D118	PHS-AP084-D118	C9120AXI-B-EDU or equal	
PHS	D119	PHS-AP085-D119	C9120AXI-B-EDU or equal	
PHS	D120	PHS-AP086-D120	C9120AXI-B-EDU or equal	
PHS	D121	PHS-AP087-D121	C9120AXI-B-EDU or equal	
PHS	D122	PHS-AP088-D122	C9120AXI-B-EDU or equal	
PHS	D123	PHS-AP089-D123	C9120AXI-B-EDU or equal	

Erate FY2021 AP list

Site	Room	AP Name	New AP model	Antenna Type
PHS	D127	PHS-AP090-D127	C9120AXI-B-EDU or equal	
PHS	D128	PHS-AP091-D128	C9120AXI-B-EDU or equal	
PHS	D130	PHS-AP092-D130	C9120AXI-B-EDU or equal	
PHS	D131	PHS-AP093-D131	C9120AXI-B-EDU or equal	
PHS	D132	PHS-AP094-D132	C9120AXI-B-EDU or equal	
PHS	D133	PHS-AP095-D133	C9120AXI-B-EDU or equal	
PHS	D134	PHS-AP096-D134	C9120AXI-B-EDU or equal	
PHS	D143	PHS-AP097-D143	C9120AXI-B-EDU or equal	
PHS	D144	PHS-AP098-D144	C9120AXI-B-EDU or equal	
PHS	D145	PHS-AP099-D145	C9120AXI-B-EDU or equal	
PHS	D146	PHS-AP100-D146	C9120AXI-B-EDU or equal	
PHS	D148	PHS-AP101-D148	C9120AXI-B-EDU or equal	
PHS	D153	PHS-AP102-D153	C9120AXI-B-EDU or equal	
PHS	D154	PHS-AP103-D154	C9120AXI-B-EDU or equal	
PHS	D155	PHS-AP104-D155	C9120AXI-B-EDU or equal	
PHS	D156	PHS-AP105-D156	C9120AXI-B-EDU or equal	
PHS	D201	PHS-AP106-D201	C9120AXI-B-EDU or equal	
PHS	D202	PHS-AP107-D202	C9120AXI-B-EDU or equal	
PHS	D203	PHS-AP108-D203	C9120AXI-B-EDU or equal	
PHS	D204	PHS-AP109-D204	C9120AXI-B-EDU or equal	
PHS	D205	PHS-AP110-D205	C9120AXI-B-EDU or equal	
PHS	D216	PHS-AP111-D216	C9120AXI-B-EDU or equal	
PHS	D217	PHS-AP112-D217	C9120AXI-B-EDU or equal	
PHS	D218	PHS-AP113-D218	C9120AXI-B-EDU or equal	
PHS	D219	PHS-AP114-D219	C9120AXI-B-EDU or equal	
PHS	D220	PHS-AP115-D220	C9120AXI-B-EDU or equal	
PHS	D221	PHS-AP116-D221	C9120AXI-B-EDU or equal	
PHS	D224	PHS-AP117-D224	C9120AXI-B-EDU or equal	
PHS	D225	PHS-AP118-D225	C9120AXI-B-EDU or equal	
PHS	D226	PHS-AP119-D226	C9120AXI-B-EDU or equal	
PHS	D228	PHS-AP120-D228	C9120AXI-B-EDU or equal	
PHS	D229	PHS-AP121-D229	C9120AXI-B-EDU or equal	
PHS	D230	PHS-AP122-D230	C9120AXI-B-EDU or equal	
PHS	D231	PHS-AP123-D231	C9120AXI-B-EDU or equal	
PHS	D238	PHS-AP124-D238	C9120AXI-B-EDU or equal	
PHS	D239	PHS-AP125-D239	C9120AXI-B-EDU or equal	
PHS	D240	PHS-AP126-D240	C9120AXI-B-EDU or equal	
PHS	D241	PHS-AP127-D241	C9120AXI-B-EDU or equal	
PHS	E147SW	PHS-AP128-E147SW	C9120AXI-B-EDU or equal	
PHS	D248	PHS-AP129-D248	C9120AXI-B-EDU or equal	
PHS	D249	PHS-AP130-D249	C9120AXI-B-EDU or equal	
PHS	D250	PHS-AP131-D250	C9120AXI-B-EDU or equal	
PHS	D251	PHS-AP132-D251	C9120AXI-B-EDU or equal	
PHS	Library	PHS-AP133-E101	C9130AXI-B-EDU or equal	
PHS	E104	PHS-AP134-E104	C9120AXI-B-EDU or equal	
PHS	Library	PHS-AP135-E110	C9130AXI-B-EDU or equal	
PHS	E111	PHS-AP136-E111	C9120AXI-B-EDU or equal	
PHS	E114	PHS-AP137-E114	C9120AXI-B-EDU or equal	
PHS	E116E	PHS-AP138-E116E	C9120AXI-B-EDU or equal	
PHS	E116W	PHS-AP139-E116W	C9120AXI-B-EDU or equal	
PHS	E126	PHS-AP140-E126	C9120AXI-B-EDU or equal	
PHS	E127	PHS-AP141-E127	C9120AXI-B-EDU or equal	
PHS	E132	PHS-AP143-E132	C9120AXI-B-EDU or equal	
PHS	E134N	PHS-AP144-E134N	C9120AXI-B-EDU or equal	
PHS	E147SE	PHS-AP145-E147SE	C9120AXI-B-EDU or equal	
PHS	E136	PHS-AP146-E136	C9120AXI-B-EDU or equal	

Erate FY2021 AP list

Site	Room	AP Name	New AP model	Antenna Type
PHS	E143	PHS-AP147-E143	C9120AXI-B-EDU or equal	
PHS	E146	PHS-AP148-E146	C9120AXI-B-EDU or equal	
PHS	T1	PHS-AP149-T1	C9120AXI-B-EDU or equal	
PHS	T10	PHS-AP150-T10	C9120AXI-B-EDU or equal	
PHS	T2	PHS-AP151-T2	C9120AXI-B-EDU or equal	
PHS	T3	PHS-AP152-T3	C9120AXI-B-EDU or equal	
PHS	T4	PHS-AP153-T4	C9120AXI-B-EDU or equal	
PHS	T5	PHS-AP154-T5	C9120AXI-B-EDU or equal	
PHS	T6	PHS-AP155-T6	C9120AXI-B-EDU or equal	
PHS	T7	PHS-AP156-T7	C9120AXI-B-EDU or equal	
PHS	T8	PHS-AP157-T8	C9120AXI-B-EDU or equal	
PHS	T9	PHS-AP158-T9	C9120AXI-B-EDU or equal	
PHS	AAA5	PHS-AP199-AAA5-01	C9120AXI-B-EDU or equal	
JVHS	E1	RCP-AP01-E1-01	C9120AXI-B-EDU or equal	
JVHS	P3	RCP-AP01-P3-01	C9120AXI-B-EDU or equal	
JVHS	E2	RCP-AP02-E2-01	C9120AXI-B-EDU or equal	
JVHS	E3	RCP-AP03-E3-01	C9120AXI-B-EDU or equal	
JVHS	E4	RCP-AP04-E4-01	C9120AXI-B-EDU or equal	
JVHS	P1	RCP-AP05-P1-01	C9120AXI-B-EDU or equal	
JVHS	P2	RCP-AP07-P2-01	C9120AXI-B-EDU or equal	
RHS	Office	RHS-AP01-MainOffice-01	C9120AXI-B-EDU or equal	
RHS	Office	RHS-AP02-MainOffice-01	C9120AXI-B-EDU or equal	
RHS	Office	RHS-AP03-MainOffice-01	C9120AXI-B-EDU or equal	
RHS	Office	RHS-AP04-MainOffice-01	C9120AXI-B-EDU or equal	
RHS	101	RHS-AP06-RM101-01	C9120AXI-B-EDU or equal	
RHS	102	RHS-AP07-RM102-01	C9120AXI-B-EDU or equal	
RHS	103	RHS-AP08-RM103-01	C9120AXI-B-EDU or equal	
RHS	104	RHS-AP09-RM104-01	C9120AXI-B-EDU or equal	
RHS	P1	RHS-AP100-RMP1-01	C9120AXI-B-EDU or equal	
RHS	P2	RHS-AP101-RMP2-01	C9120AXI-B-EDU or equal	
RHS	P3	RHS-AP102-RMP3-01	C9120AXI-B-EDU or equal	
RHS	P4	RHS-AP103-RMP4-01	C9120AXI-B-EDU or equal	
RHS	P5	RHS-AP104-RMP5-01	C9120AXI-B-EDU or equal	
RHS	SnackBooth1	RHS-AP105-SnackBooth1-01	C9120AXI-B-EDU or equal	
RHS	SnackBooth2	RHS-AP106-SnackBooth2-01	C9120AXI-B-EDU or equal	
RHS	PressBooth	RHS-AP107-PressBooth-01	C9130AXI-B-EDU or equal	
RHS	NorthStands	RHS-AP108-NorthStands-01	C9130AXI-B-EDU or equal	
RHS	SouthStands	RHS-AP109-SouthStands-01	C9130AXI-B-EDU or equal	
RHS	105	RHS-AP10-RM105-01	C9120AXI-B-EDU or equal	
RHS	609	RHS-AP111-RM609-01	C9120AXI-B-EDU or equal	
RHS	609Office	RHS-AP112-RM609Office-01	C9120AXI-B-EDU or equal	
RHS	600	RHS-AP113-RM600-01	C9120AXI-B-EDU or equal	
RHS	M3	RHS-AP116-M3-02	C9120AXI-B-EDU or equal	
RHS	106	RHS-AP11-RM106-01	C9120AXI-B-EDU or equal	
RHS	107	RHS-AP12-RM107-01	C9120AXI-B-EDU or equal	
RHS	108	RHS-AP13-RM108-01	C9120AXI-B-EDU or equal	
RHS	109	RHS-AP14-RM109-01	C9120AXI-B-EDU or equal	
RHS	110	RHS-AP15-RM110-01	C9120AXI-B-EDU or equal	
RHS	111	RHS-AP16-RM111-01	C9120AXI-B-EDU or equal	
RHS	112	RHS-AP17-RM112-01	C9120AXI-B-EDU or equal	
RHS	201	RHS-AP18-RM201-01	C9120AXI-B-EDU or equal	
RHS	202	RHS-AP19-RM202-01	C9120AXI-B-EDU or equal	
RHS	203	RHS-AP20-RM203-01	C9120AXI-B-EDU or equal	
RHS	204	RHS-AP21-RM204-01	C9120AXI-B-EDU or equal	
RHS	205	RHS-AP22-RM205-01	C9120AXI-B-EDU or equal	
RHS	206	RHS-AP23-RM206-01	C9120AXI-B-EDU or equal	

Erate FY2021 AP list

Site	Room	AP Name	New AP model	Antenna Type
RHS	207	RHS-AP24-RM207-01	C9120AXI-B-EDU or equal	
RHS	208	RHS-AP25-RM208-01	C9120AXI-B-EDU or equal	
RHS	301	RHS-AP26-RM301-01	C9120AXI-B-EDU or equal	
RHS	302	RHS-AP27-RM302-01	C9120AXI-B-EDU or equal	
RHS	308	RHS-AP28-RM308-01	C9120AXI-B-EDU or equal	
RHS	303	RHS-AP29-RM303-01	C9120AXI-B-EDU or equal	
RHS	Stage	RHS-AP30-Stage-01	C9130AXI-B-EDU or equal	
RHS	304	RHS-AP31-RM304-01	C9120AXI-B-EDU or equal	
RHS	305	RHS-AP32-RM305-01	C9120AXI-B-EDU or equal	
RHS	306	RHS-AP33-RM306-01	C9120AXI-B-EDU or equal	
RHS	307	RHS-AP34-RM307-01	C9120AXI-B-EDU or equal	
RHS	401	RHS-AP35-RM401-01	C9120AXI-B-EDU or equal	
RHS	402	RHS-AP36-RM402-01	C9120AXI-B-EDU or equal	
RHS	403	RHS-AP37-RM403-01	C9120AXI-B-EDU or equal	
RHS	602	RHS-AP38-RM602-01	C9120AXI-B-EDU or equal	
RHS	603	RHS-AP39-RM603-01	C9120AXI-B-EDU or equal	
RHS	604	RHS-AP40-RM604-01	C9120AXI-B-EDU or equal	
RHS	605	RHS-AP41-RM605-01	C9120AXI-B-EDU or equal	
RHS	606	RHS-AP42-RM606-01	C9120AXI-B-EDU or equal	
RHS	643	RHS-AP43-RM643-01	C9120AXI-B-EDU or equal	
RHS	800	RHS-AP44-RM800-01	C9120AXI-B-EDU or equal	
RHS	LibraryOffice	RHS-AP45-LibraryOffice-01	C9120AXI-B-EDU or equal	
RHS	LibraryWorkRM	RHS-AP46-LibraryWorkRM-01	C9130AXI-B-EDU or equal	
RHS	1001	RHS-AP47-RM1001-01	C9120AXI-B-EDU or equal	
RHS	1004	RHS-AP50-RM1004-01	C9120AXI-B-EDU or equal	
RHS	1005	RHS-AP51-RM1005-01	C9120AXI-B-EDU or equal	
RHS	1006	RHS-AP52-RM1006-01	C9120AXI-B-EDU or equal	
RHS	1003A	RHS-AP53-RM1003A-01	C9120AXI-B-EDU or equal	
RHS	1011	RHS-AP56-RM1011-01	C9120AXI-B-EDU or equal	
RHS	1013 Office	RHS-AP58-RM1013Office-01	C9120AXI-B-EDU or equal	
RHS	1013	RHS-AP59-RM1013-01	C9120AXI-B-EDU or equal	
RHS	1100	RHS-AP60-RM1100-01	C9120AXI-B-EDU or equal	
RHS	1100	RHS-AP61-RM1100-01	C9120AXI-B-EDU or equal	
RHS	Kitchen	RHS-AP62-Kitchen-01	C9120AXI-B-EDU or equal	
RHS	Kitchen Office	RHS-AP63-KitchenOffice-01	C9120AXI-B-EDU or equal	
RHS	1011	RHS-AP64-RM1011-01	C9120AXI-B-EDU or equal	
RHS	1201	RHS-AP65-RM1201-01	C9120AXI-B-EDU or equal	
RHS	1202	RHS-AP66-RM1202-01	C9120AXI-B-EDU or equal	
RHS	1203	RHS-AP67-RM1203-01	C9120AXI-B-EDU or equal	
RHS	1204	RHS-AP68-RM1204-01	C9120AXI-B-EDU or equal	
RHS	1205	RHS-AP69-RM1205-01	C9120AXI-B-EDU or equal	
RHS	1217	RHS-AP71-RM1217-01	C9120AXI-B-EDU or equal	
RHS	1219	RHS-AP73-RM1219Zone10-01	C9120AXI-B-EDU or equal	
RHS	1220	RHS-AP74-RM1220-01	C9120AXI-B-EDU or equal	
RHS	1208	RHS-AP76-RM1208-01	C9120AXI-B-EDU or equal	
RHS	1209	RHS-AP77-RM1209-01	C9120AXI-B-EDU or equal	
RHS	1210	RHS-AP78-RM1210-01	C9120AXI-B-EDU or equal	
RHS	1211	RHS-AP79-RM1211-01	C9120AXI-B-EDU or equal	
RHS	Nurse Office	RHS-AP80-NurseOfficeArea-01	C9120AXI-B-EDU or equal	
RHS	1213	RHS-AP81-RM1213-01	C9120AXI-B-EDU or equal	
RHS	PyschOfficeHallway	RHS-AP82-PsychologistOfficeHallway-01	C9120AXI-B-EDU or equal	
RHS	1215	RHS-AP83-RM1215-01	C9120AXI-B-EDU or equal	
RHS	Gym	RHS-AP84-Gym-01	C9130AXI-B-EDU or equal	
RHS	Gym	RHS-AP85-Gym-01	C9130AXI-B-EDU or equal	
RHS	WrestlingRM	RHS-AP86-WrestlingRM-01	C9120AXI-B-EDU or equal	
RHS	1500	RHS-AP87-RM1500-01	C9120AXI-B-EDU or equal	

Erate FY2021 AP list

Site	Room	AP Name	New AP model	Antenna Type
RHS	501	RHS-AP88-RM501-01	C9120AXI-B-EDU or equal	
RHS	502	RHS-AP89-RM501-01	C9120AXI-B-EDU or equal	
RHS	503	RHS-AP90-RM501-01	C9120AXI-B-EDU or equal	
RHS	505	RHS-AP91-RM501-01	C9120AXI-B-EDU or equal	
RHS	1600	RHS-AP92-RM1600-01	C9120AXI-B-EDU or equal	
RHS	Choir	RHS-AP93-Choir-01	C9120AXI-B-EDU or equal	
RHS	1600	RHS-AP94-RM1600-01	C9120AXE-B-EDU or equal	AIR-ANT2566P4W-RS= or equal
RHS	LockerRm	RHS-AP95-LockerRM-01	C9120AXI-B-EDU or equal	
RHS	PE Office	RHS-AP96-PEOffice-01	C9120AXI-B-EDU or equal	
RHS	AutoClass	RHS-AP97-AutoClass-01	C9120AXI-B-EDU or equal	
RHS	AutoShop	RHS-AP98-AutoShop-01	C9120AXI-B-EDU or equal	
RHS	AutoClass	RHS-AP99-AutoClass-01	C9120AXI-B-EDU or equal	
RHS	M1	RHS-WAP-M1-01	C9120AXI-B-EDU or equal	
RHS	T8	RHS-WAP-T8-01	C9120AXI-B-EDU or equal	
RHS	T9	RHS-WAP-T9-01	C9120AXI-B-EDU or equal	
TLC	8	TLC-AP09-08-01	C9120AXI-B-EDU or equal	
TLC	Lounge	TLC-AP01-Lounge-01	C9120AXI-B-EDU or equal	
TLC	1	TLC-AP02-01-01	C9120AXI-B-EDU or equal	
TLC	4	TLC-AP05-04-01	C9120AXI-B-EDU or equal	
TLC	2	TLC-AP03-02-01	C9120AXI-B-EDU or equal	
TLC	3	TLC-AP04-03-01	C9120AXI-B-EDU or equal	
TLC	Main Office	TLC-AP12-Main-Office-01	C9120AXI-B-EDU or equal	
TLC	9	TLC-AP10-09-01	C9120AXI-B-EDU or equal	
TLC	10	TLC-AP11-10-01	C9120AXI-B-EDU or equal	
TLC	6	TLC-AP07-06-01	C9120AXI-B-EDU or equal	
TLC	7	TLC-AP08-07-01	C9120AXI-B-EDU or equal	
CRE	Teachers Lounge	CRE-AP03-Teachers Lounge-01	C9120AXI-B-EDU or equal	
CRE	11	CRE-AP23-11-01	C9120AXI-B-EDU or equal	
CRE	1	CRE-AP12-01-01	C9120AXI-B-EDU or equal	
CRE	MPR	CRE-AP09-MPR-01	C9120AXI-B-EDU or equal	
CRE	19	CRE-AP32-19-01	C9120AXI-B-EDU or equal	
CRE	25	CRE-AP44-25-01	C9120AXI-B-EDU or equal	
CRE	16	CRE-AP28-16-01	C9120AXI-B-EDU or equal	
CRE	15	CRE-AP27-15-01	C9120AXI-B-EDU or equal	
CRE	6	CRE-AP18-06-01	C9120AXI-B-EDU or equal	
CRE	22	CRE-AP35-22-01	C9120AXI-B-EDU or equal	
CRE	9	CRE-AP21-09-01	C9120AXI-B-EDU or equal	
CRE	18	CRE-AP30-18-01	C9120AXI-B-EDU or equal	
CRE	MPR	CRE-AP10-MPR-02	C9120AXI-B-EDU or equal	
CRE	23	CRE-AP42-23-01	C9120AXI-B-EDU or equal	
CRE	13	CRE-AP25-13-01	C9120AXI-B-EDU or equal	
CRE	8	CRE-AP20-08-01	C9120AXI-B-EDU or equal	
CRE	10	CRE-AP22-10-01	C9120AXI-B-EDU or equal	
CRE	2	CRE-AP13-02-01	C9120AXI-B-EDU or equal	
CRE	3	CRE-AP15-03-01	C9120AXI-B-EDU or equal	
CRE	12	CRE-AP24-12-01	C9120AXI-B-EDU or equal	
CRE	14	CRE-AP26-14-01	C9120AXI-B-EDU or equal	
CRE	29	CRE-AP37-29-01	C9120AXI-B-EDU or equal	
CRE	24	CRE-AP43-24-01	C9120AXI-B-EDU or equal	
CRE	20	CRE-AP33-20-01	C9120AXI-B-EDU or equal	
CRE	Room D	CRE-AP05-Room D-01	C9120AXI-B-EDU or equal	
CRE	Back Office	CRE-AP02-Back Office-01	C9120AXI-B-EDU or equal	
CRE	28	CRE-AP38-28-01	C9120AXI-B-EDU or equal	
CRE	Front Office	CRE-AP01-Front Office-01	C9120AXI-B-EDU or equal	
CRE	Room A	CRE-AP08-Room A-01	C9120AXI-B-EDU or equal	
CRE	4	CRE-AP16-04-01	C9120AXI-B-EDU or equal	
CRE	32	CRE-AP40-32-01	C9120AXI-B-EDU or equal	
CRE	21	CRE-AP34-21-01	C9120AXI-B-EDU or equal	

Erate FY2021 AP list

Site	Room	AP Name	New AP model	Antenna Type
CRE	17	CRE-AP31-17-01	C9120AXI-B-EDU or equal	
CRE	Room C	CRE-AP06-Room C-01	C9120AXI-B-EDU or equal	
CRE	31	CRE-AP41-31-01	C9120AXI-B-EDU or equal	
CRE	Room B	CRE-AP07-Room B-01	C9120AXI-B-EDU or equal	
CRE	33	CRE-AP39-33-01	C9120AXI-B-EDU or equal	
CRE	30	CRE-AP36-30-01	C9120AXI-B-EDU or equal	
CRE	7	CRE-AP19-07-01	C9120AXI-B-EDU or equal	
CRE	26	CRE-AP29-26-01	C9120AXI-B-EDU or equal	
CRE	5	CRE-AP17-05-01	C9120AXI-B-EDU or equal	
CRE	Library	CRE-AP04-Library-01	C9120AXI-B-EDU or equal	
CRE	27	CRE-AP14-27-01	C9120AXI-B-EDU or equal	
GAE	5	GAE-AP08-05-01	C9120AXI-B-EDU or equal	
GAE	23	GAE-AP26-23-01	C9120AXI-B-EDU or equal	
GAE	11	GAE-AP14-11-01	C9120AXI-B-EDU or equal	
GAE	19	GAE-AP22-19-01	C9120AXI-B-EDU or equal	
GAE	3	GAE-AP06-03-01	C9120AXI-B-EDU or equal	
GAE	MPR	GAE-AP33-MPR-01	C9120AXI-B-EDU or equal	
GAE	34	GAE-AP39-34-01	C9120AXI-B-EDU or equal	
GAE	7	GAE-AP10-07-01	C9120AXI-B-EDU or equal	
GAE	33	GAE-AP38-33-01	C9120AXI-B-EDU or equal	
GAE	32	GAE-AP37-32-01	C9120AXI-B-EDU or equal	
GAE	31	GAE-AP36-31-01	C9120AXI-B-EDU or equal	
GAE	MPR Stage	GAE-AP32-MPR Stage-01	C9120AXI-B-EDU or equal	
GAE	43	GAE-AP43-43-01	C9120AXI-B-EDU or equal	
GAE	1	GAE-AP01-01-01	C9120AXI-B-EDU or equal	
GAE	21	GAE-AP24-21-01	C9120AXI-B-EDU or equal	
GAE	10	GAE-AP13-10-01	C9120AXI-B-EDU or equal	
GAE	6	GAE-AP09-06-01	C9120AXI-B-EDU or equal	
GAE	28	GAE-AP29-28-01	C9120AXI-B-EDU or equal	
GAE	30	GAE-AP31-30-01	C9120AXI-B-EDU or equal	
GAE	44	GAE-AP44-44-01	C9120AXI-B-EDU or equal	
GAE	27	GAE-AP28-27-01	C9120AXI-B-EDU or equal	
GAE	20	GAE-AP23-20-01	C9120AXI-B-EDU or equal	
GAE	8	GAE-AP11-08-01	C9120AXI-B-EDU or equal	
GAE	9	GAE-AP12-09-01	C9120AXI-B-EDU or equal	
GAE	42	GAE-AP42-42-01	C9120AXI-B-EDU or equal	
GAE	24	GAE-AP27-24-01	C9120AXI-B-EDU or equal	
GAE	22	GAE-AP25-22-01	C9120AXI-B-EDU or equal	
GAE	45	GAE-AP45-45-01	C9120AXI-B-EDU or equal	
GHE	5	GHE-AP20-05-01	C9120AXI-B-EDU or equal	
GHE	P30	GHE-AP33-P30-01	C9120AXI-B-EDU or equal	
GHE	MPR	GHE-AP15-MPR-01	C9120AXI-B-EDU or equal	
GHE	P22	GHE-AP28-P22-01	C9120AXI-B-EDU or equal	
GHE	3	GHE-AP18-03-01	C9120AXI-B-EDU or equal	
GHE	P25	GHE-AP31-P25-01	C9120AXI-B-EDU or equal	
GHE	P28	GHE-AP35-P28-01	C9120AXI-B-EDU or equal	
GHE	P20	GHE-AP26-P20-01	C9120AXI-B-EDU or equal	
GHE	Teacher's Lounge	GHE-AP13-Teacher's Lounge-01	C9120AXI-B-EDU or equal	
GHE	Kitchen	GHE-AP24-Kitchen-01	C9120AXI-B-EDU or equal	
GHE	Hallway	GHE-AP10-Hallway-01	C9120AXI-B-EDU or equal	
GHE	9	GHE-AP02-09-01	C9120AXI-B-EDU or equal	
GHE	P19	GHE-AP39-P19-01	C9120AXI-B-EDU or equal	
GHE	7	GHE-AP22-07-01	C9120AXI-B-EDU or equal	
GHE	12	GHE-AP05-12-01	C9120AXI-B-EDU or equal	
GHE	MPR	GHE-AP25-MPR-02	C9120AXI-B-EDU or equal	
GHE	4	GHE-AP19-04-01	C9120AXI-B-EDU or equal	
GHE	15	GHE-AP08-15-01	C9120AXI-B-EDU or equal	
GHE	1	GHE-AP16-01-01	C9120AXI-B-EDU or equal	
GHE	P23	GHE-AP29-P23-01	C9120AXI-B-EDU or equal	

Erate FY2021 AP list

Site	Room	AP Name	New AP model	Antenna Type
GHE	P21	GHE-AP27-P21-01	C9120AXI-B-EDU or equal	
GHE	8	GHE-AP01-08-01	C9120AXI-B-EDU or equal	
GHE	P29	GHE-AP36-P29-01	C9120AXI-B-EDU or equal	
GHE	14	GHE-AP07-14-01	C9120AXI-B-EDU or equal	
GHE	Speech	GHE-AP12-Speech-01	C9120AXI-B-EDU or equal	
GHE	P18	GHE-AP38-P18-01	C9120AXI-B-EDU or equal	
GHE	RSP	GHE-AP23-RSP-01	C9120AXI-B-EDU or equal	
GHE	Front Office	GHE-AP14-Front Office-01	C9120AXI-B-EDU or equal	
GHE	16	GHE-AP09-16-01	C9120AXI-B-EDU or equal	
GHE	2	GHE-AP17-02-01	C9120AXI-B-EDU or equal	
GHE	6	GHE-AP21-06-01	C9120AXI-B-EDU or equal	
GHE	P26	GHE-AP32-P26-01	C9120AXI-B-EDU or equal	
GHE	P24	GHE-AP30-P24-01	C9120AXI-B-EDU or equal	
GHE	10	GHE-AP03-10-01	C9120AXI-B-EDU or equal	
GHE	P17	GHE-AP37-P17-01	C9120AXI-B-EDU or equal	
GHE	13	GHE-AP06-13-01	C9120AXI-B-EDU or equal	
GHE	11	GHE-AP04-11-01	C9120AXI-B-EDU or equal	
GHE	Hallway	GHE-AP11-Hallway-02	C9120AXI-B-EDU or equal	
GHE	P27	GHE-AP34-P27-01	C9120AXI-B-EDU or equal	
IAE	18	IAE-AP41-18-01	C9120AXI-B-EDU or equal	
IAE	20	IAE-AP36-20-01	C9120AXI-B-EDU or equal	
IAE	19	IAE-AP42-19-01	C9120AXI-B-EDU or equal	
IAE	IDF02	IAE-AP01-IDF02-01	C9120AXI-B-EDU or equal	
IAE	17	IAE-AP48-17-01	C9120AXI-B-EDU or equal	
IAE	15	IAE-AP37-15-01	C9120AXI-B-EDU or equal	
IAE	8	IAE-AP27-8-01	C9120AXI-B-EDU or equal	
IAE	10	IAE-AP29-10-01	C9120AXI-B-EDU or equal	
IAE	16	IAE-AP35-16-01	C9120AXI-B-EDU or equal	
IAE	P36	IAE-AP46-P36-01	C9120AXI-B-EDU or equal	
IAE	P35	IAE-AP45-P35-01	C9120AXI-B-EDU or equal	
IAE	1	IAE-AP41-1-01	C9120AXI-B-EDU or equal	
IAE	11	IAE-AP30-11-01	C9120AXI-B-EDU or equal	
IAE	9	IAE-AP28-9-01	C9120AXI-B-EDU or equal	
IAE	Office	IAE-AP11-OFC-01	C9120AXI-B-EDU or equal	
IAE	2	IAE-AP08-02-01	C9120AXI-B-EDU or equal	
IAE	1	IAE-AP09-01-01	C9120AXI-B-EDU or equal	
IAE	P22	IAE-AP13-P22-01	C9120AXI-B-EDU or equal	
IAE	P21	IAE-AP12-P21-01	C9120AXI-B-EDU or equal	
IAE	LIB	IAE-AP01-LIB-01	C9120AXI-B-EDU or equal	
IAE	P27	IAE-AP18-P27-01	C9120AXI-B-EDU or equal	
IAE	P26	IAE-AP17-P26-01	C9120AXI-B-EDU or equal	
IAE	WRKRM	IAE-AP10-WRKRM-01	C9120AXI-B-EDU or equal	
IAE	Stage	IAE-AP03-Stage-01	C9120AXI-B-EDU or equal	
IAE	P23	IAE-AP14-P23-01	C9120AXI-B-EDU or equal	
IAE	Kitchen	IAE-AP05-Kitchen-01	C9120AXI-B-EDU or equal	
IAE	LIB	IAE-AP02-LIB-02	C9120AXI-B-EDU or equal	
IAE	P24	IAE-AP15-P24-01	C9120AXI-B-EDU or equal	
IAE	P25	IAE-AP16-P25-01	C9120AXI-B-EDU or equal	
IAE	Multi-use	IAE-AP04-Multi-use-01	C9120AXI-B-EDU or equal	
IAE	P41	IAE-AP34-P41-01	C9120AXI-B-EDU or equal	
IAE	P39	IAE-AP32-P39-01	C9120AXI-B-EDU or equal	
IAE	P40	IAE-AP33-P40-01	C9120AXI-B-EDU or equal	
IAE	P38	IAE-AP31-P38-01	C9120AXI-B-EDU or equal	
IAE	P32	IAE-AP24-P32-01	C9120AXI-B-EDU or equal	
IAE	P37	IAE-AP19-P37-01	C9120AXI-B-EDU or equal	
IAE	P28	IAE-AP20-P28-01	C9120AXI-B-EDU or equal	
IAE	P30	IAE-AP22-P30-01	C9120AXI-B-EDU or equal	
IAE	P29	IAE-AP21-P29-01	C9120AXI-B-EDU or equal	
IAE	P34	IAE-AP26-P34-01	C9120AXI-B-EDU or equal	

Erate FY2021 AP list

Site	Room	AP Name	New AP model	Antenna Type
IAE	P33	IAE-AP25-P33-01	C9120AXI-B-EDU or equal	
IAE	P31	IAE-AP23-P31-01	C9120AXI-B-EDU or equal	
IHE	17	IHE-AP15-17-01	C9120AXI-B-EDU or equal	
IHE	Hallway by kitchen	IHE-AP17-Hallway by kitchen-01	C9120AXI-B-EDU or equal	
IHE	Work Room	IHE-AP27-Work Room-01	C9120AXI-B-EDU or equal	
IHE	14	IHE-AP19-14-01	C9120AXI-B-EDU or equal	
IHE	Stage	IHE-AP24-Stage-01	C9120AXI-B-EDU or equal	
IHE	15	IHE-AP18-15-01	C9120AXI-B-EDU or equal	
IHE	28	IHE-AP40-28-01	C9120AXI-B-EDU or equal	
IHE	29	IHE-AP41-29-01	C9120AXI-B-EDU or equal	
IHE	Library	IHE-AP28-Library-01	C9120AXI-B-EDU or equal	
IHE	13	IHE-AP21-13-01	C9120AXI-B-EDU or equal	
IHE	Reception	IHE-AP26-Reception-01	C9120AXI-B-EDU or equal	
IHE	16	IHE-AP16-16-01	C9120AXI-B-EDU or equal	
IHE	10	IHE-AP23-10-01	C9120AXI-B-EDU or equal	
IHE	11	IHE-AP22-11-01	C9120AXI-B-EDU or equal	
IHE	12	IHE-AP20-12-01	C9120AXI-B-EDU or equal	
IHE	MPR next to stage	IHE-AP25-MPR next to stage-01	C9120AXI-B-EDU or equal	
IHE	26	IHE-AP06-26-01	C9120AXI-B-EDU or equal	
IHE	27	IHE-AP07-27-01	C9120AXI-B-EDU or equal	
IHE	24	IHE-AP08-24-01	C9120AXI-B-EDU or equal	
IHE	23	IHE-AP09-23-01	C9120AXI-B-EDU or equal	
IHE	22	IHE-AP10-22-01	C9120AXI-B-EDU or equal	
IHE	21	IHE-AP11-21-01	C9120AXI-B-EDU or equal	
IHE	20	IHE-AP12-20-01	C9120AXI-B-EDU or equal	
IHE	19	IHE-AP13-19-01	C9120AXI-B-EDU or equal	
IHE	18	IHE-AP14-18-01	C9120AXI-B-EDU or equal	
IHE	32	IHE-AP03-32-01	C9120AXI-B-EDU or equal	
IHE	31	IHE-AP04-31-01	C9120AXI-B-EDU or equal	
IHE	30	IHE-AP05-30-01	C9120AXI-B-EDU or equal	
IHE	Hallway by Rm J	IHE-AP29-Hallway by Rm J-01	C9120AXI-B-EDU or equal	
IHE	9	IHE-AP30-09-01	C9120AXI-B-EDU or equal	
IHE	8	IHE-AP31-08-01	C9120AXI-B-EDU or equal	
IHE	Hallway RM 7	IHE-AP32-Hallway RM 7-01	C9120AXI-B-EDU or equal	
IHE	7	IHE-AP33-07-01	C9120AXI-B-EDU or equal	
IHE	6	IHE-AP34-06-01	C9120AXI-B-EDU or equal	
IHE	2	IHE-AP35-02-01	C9120AXI-B-EDU or equal	
IHE	1	IHE-AP36-01-01	C9120AXI-B-EDU or equal	
IHE	3	IHE-AP37-03-01	C9120AXI-B-EDU or equal	
IHE	4	IHE-AP38-04-01	C9120AXI-B-EDU or equal	
IHE	5	IHE-AP39-05-01	C9120AXI-B-EDU or equal	
MBE	LIB	MBE-AP02-LIB-01	C9120AXI-B-EDU or equal	
MBE	10	MBE-AP01-10-01	C9120AXI-B-EDU or equal	
MBE	P18	MBE-AP07-P18-01	C9120AXI-B-EDU or equal	
MBE	12	MBE-AP24-12-01	C9120AXI-B-EDU or equal	
MBE	P20	MBE-AP11-P20-01	C9120AXI-B-EDU or equal	
MBE	7	MBE-AP19-7-01	C9120AXI-B-EDU or equal	
MBE	11	MBE-AP03-11-01	C9120AXI-B-EDU or equal	
MBE	13	MBE-AP25-13-01	C9120AXI-B-EDU or equal	
MBE	17	MBE-AP28-17-01	C9120AXI-B-EDU or equal	
MBE	P19	MBE-AP04-P19-01	C9120AXI-B-EDU or equal	
MBE	1	MBE-AP34-01-01	C9120AXI-B-EDU or equal	
MBE	MPR	MBE-AP20-MPR-01	C9130AXI-B-EDU or equal	
MBE	9	MBE-AP21-9-01	C9120AXI-B-EDU or equal	
MBE	8	MBE-AP45-08-01	C9120AXI-B-EDU or equal	
MBE	MainOffice	MBE-AP06-MainOffice-01	C9120AXI-B-EDU or equal	
MBE	6	MBE-AP12-06-01	C9120AXI-B-EDU or equal	
MBE	Library	MBE-AP26-Library-02	C9120AXI-B-EDU or equal	
MBE	2	MBE-AP18-02-01	C9120AXI-B-EDU or equal	

Erate FY2021 AP list

Site	Room	AP Name	New AP model	Antenna Type
MBE	10	MBE-AP22-10-01	C9120AXI-B-EDU or equal	
MBE	16	MBE-AP27-16-01	C9120AXI-B-EDU or equal	
MBE	4	MBE-AP94-04-01	C9120AXI-B-EDU or equal	
MBE	OFC	MBE-AP09-OFC-02	C9120AXI-B-EDU or equal	
MBE	OFC	MBE-AP08-OFC-01	C9120AXI-B-EDU or equal	
MBE	P22	MBE-AP13-P22-01	C9120AXI-B-EDU or equal	
MBE	P23	MBE-AP14- P23-01	C9120AXI-B-EDU or equal	
MBE	P28	MBE-AP17-P28-01	C9120AXI-B-EDU or equal	
MBE	P24	MBE-AP15-P24-01	C9120AXI-B-EDU or equal	
MBE	P27	MBE-AP16-P27-01	C9120AXI-B-EDU or equal	
MBE	P26	MBE-AP10-P26-01	C9120AXI-B-EDU or equal	
PAE	P5	PAE-AP23-P5-01	C9120AXI-B-EDU or equal	
PAE	P9	PAE-AP15-P9-01	C9120AXI-B-EDU or equal	
PAE	Office	PAE-AP36-Office-01	C9120AXI-B-EDU or equal	
PAE	14	PAE-AP28-14-01	C9120AXI-B-EDU or equal	
PAE	P1	PAE-AP19-P1-01	C9120AXI-B-EDU or equal	
PAE	P11	PAE-AP17-P11-01	C9120AXI-B-EDU or equal	
PAE	7	PAE-AP12-07-01	C9120AXI-B-EDU or equal	
PAE	11	PAE-AP07-11-01	C9120AXI-B-EDU or equal	
PAE	P6	PAE-AP24-P6-01	C9120AXI-B-EDU or equal	
PAE	P2	PAE-AP20-P2-01	C9120AXI-B-EDU or equal	
PAE	P7	PAE-AP25-P7-01	C9120AXI-B-EDU or equal	
PAE	15	PAE-AP29-15-01	C9120AXI-B-EDU or equal	
PAE	P10	PAE-AP16-P10-01	C9120AXI-B-EDU or equal	
PAE	MPR	PAE-AP33-MPR-01	C9120AXI-B-EDU or equal	
PAE	10	PAE-AP08-10-01	C9120AXI-B-EDU or equal	
PAE	P3	PAE-AP21-P3-01	C9120AXI-B-EDU or equal	
PAE	9	PAE-AP14-09-01	C9120AXI-B-EDU or equal	
PAE	17	PAE-AP31-17-01	C9120AXI-B-EDU or equal	
PAE	Teachers Common	PAE-AP35-Teachers Common-01	C9120AXI-B-EDU or equal	
PAE	8	PAE-AP13-08-01	C9120AXI-B-EDU or equal	
PAE	PTA Room	PAE-AP03-PTA Room-01	C9120AXI-B-EDU or equal	
PAE	5	PAE-AP10-05-01	C9120AXI-B-EDU or equal	
PAE	MPR Stage	PAE-AP32-MPR Stage-01	C9120AXI-B-EDU or equal	
PAE	Main Office	PAE-AP01-Main Office-01	C9120AXI-B-EDU or equal	
PAE	1	PAE-AP04-01-01	C9120AXI-B-EDU or equal	
PAE	P4	PAE-AP22-P4-01	C9120AXI-B-EDU or equal	
PAE	12	PAE-AP26-12-01	C9120AXI-B-EDU or equal	
PAE	2	PAE-AP05-02-01	C9120AXI-B-EDU or equal	
PAE	3	PAE-AP06-03-01	C9120AXI-B-EDU or equal	
PAE	Teachers Lounge	PAE-AP34-Teachers Lounge-01	C9120AXI-B-EDU or equal	
PAE	P12	PAE-AP18-P12-01	C9120AXI-B-EDU or equal	
PAE	13	PAE-AP27-13-01	C9120AXI-B-EDU or equal	
PAE	6	PAE-AP11-06-01	C9120AXI-B-EDU or equal	
PAE	Meeting Room	PAE-AP02-Meeting Room-01	C9120AXI-B-EDU or equal	
PAE	16	PAE-AP30-16-01	C9120AXI-B-EDU or equal	
PAE	4	PAE-AP09-04-01	C9120AXI-B-EDU or equal	
PED	7	PED-AP19-7-01	C9120AXI-B-EDU or equal	
PED	16	PED-AP44-16-01	C9120AXI-B-EDU or equal	
PED	24	PED-AP42-24-01	C9120AXI-B-EDU or equal	
PED	8A	PED-AP21-8A-01	C9120AXI-B-EDU or equal	
PED	5	PED-AP17-5-01	C9120AXI-B-EDU or equal	
PED	9	PED-AP22-9-01	C9120AXI-B-EDU or equal	
PED	10	PED-AP23-10-01	C9120AXI-B-EDU or equal	
PED	19	PED-AP37-19-01	C9120AXI-B-EDU or equal	
PED	6	PED-AP18-6-01	C9120AXI-B-EDU or equal	
PED	4	PED-AP16-4-01	C9120AXI-B-EDU or equal	
PED	3	PED-AP15-3-01	C9120AXI-B-EDU or equal	
PED	B1	PED-AP07-B1-01	C9120AXI-B-EDU or equal	

Erate FY2021 AP list

Site	Room	AP Name	New AP model	Antenna Type
PED	1	PED-AP13-1-01	C9120AXI-B-EDU or equal	
PED	B4	PED-AP10-B4-01	C9120AXI-B-EDU or equal	
PED	B3	PED-AP09-B3-01	C9120AXI-B-EDU or equal	
PED	25	PED-AP28-25-01	C9120AXI-B-EDU or equal	
PED	12	PED-AP25-12-01	C9120AXI-B-EDU or equal	
PED	26	PED-AP29-26-01	C9120AXI-B-EDU or equal	
PED	Kitchen	PED-AP06-Kitchen-01	C9120AXI-B-EDU or equal	
PED	B6	PED-AP12-B6-01	C9120AXI-B-EDU or equal	
PED	23	PED-AP41-23-01	C9120AXI-B-EDU or equal	
PED	B2	PED-AP08-B2-01	C9120AXI-B-EDU or equal	
PED	Office Supply	PED-AP01-Office Supply-01	C9120AXI-B-EDU or equal	
PED	21	PED-AP39-21-01	C9120AXI-B-EDU or equal	
PED	Principal Office	PED-AP03-Principal Office-01	C9120AXI-B-EDU or equal	
PED	15	PED-AP43-15-01	C9120AXI-B-EDU or equal	
PED	27	PED-AP30-27-01	C9120AXI-B-EDU or equal	
PED	8	PED-AP20-8-01	C9120AXI-B-EDU or equal	
PED	2	PED-AP14-2-01	C9120AXI-B-EDU or equal	
PED	13	PED-AP26-13-01	C9120AXI-B-EDU or equal	
PED	B5	PED-AP11-B5-01	C9120AXI-B-EDU or equal	
PED	29	PED-AP32-29-01	C9120AXI-B-EDU or equal	
PED	17	PED-AP35-17-01	C9120AXI-B-EDU or equal	
PED	28	PED-AP31-28-01	C9120AXI-B-EDU or equal	
PED	30	PED-AP33-30-01	C9120AXI-B-EDU or equal	
PED	Front Office	PED-AP02-Front Office-01	C9120AXI-B-EDU or equal	
PED	22	PED-AP40-22-01	C9120AXI-B-EDU or equal	
PED	18	PED-AP36-18-01	C9120AXI-B-EDU or equal	
PED	11	PED-AP24-11-01	C9120AXI-B-EDU or equal	
PED	14	PED-AP27-14-01	C9120AXI-B-EDU or equal	
PED	Teachers Lounge	PED-AP34-Teachers Lounge-01	C9120AXI-B-EDU or equal	
PED	MPR	PED-AP04-MPR-01	C9120AXI-B-EDU or equal	
PED	Stage	PED-AP05-Stage-01	C9120AXI-B-EDU or equal	
PED	20	PED-AP38-20-01	C9120AXI-B-EDU or equal	
PER	9	PER-AP34-09-01	C9120AXI-B-EDU or equal	
PER	13	PER-AP26-13-01	C9120AXI-B-EDU or equal	
PER	12	PER-AP25-12-01	C9120AXI-B-EDU or equal	
PER	17	PER-AP18-17-01	C9120AXI-B-EDU or equal	
PER	27	PER-AP16-27-01	C9120AXI-B-EDU or equal	
PER	Library	PER-AP06-Library-02	C9120AXI-B-EDU or equal	
PER	15	PER-AP28-15-01	C9120AXI-B-EDU or equal	
PER	Conference Room	PER-AP02-Conference Room-01	C9120AXI-B-EDU or equal	
PER	23	PER-AP12-23-01	C9120AXI-B-EDU or equal	
PER	5	PER-AP30-05-01	C9120AXI-B-EDU or equal	
PER	20	PER-AP21-20-01	C9120AXI-B-EDU or equal	
PER	Stage	PER-AP10-Stage-01	C9120AXI-B-EDU or equal	
PER	7	PER-AP32-07-01	C9120AXI-B-EDU or equal	
PER	14	PER-AP27-14-01	C9120AXI-B-EDU or equal	
PER	26	PER-AP15-26-01	C9120AXI-B-EDU or equal	
PER	A2	PER-AP07-A2-01	C9120AXI-B-EDU or equal	
PER	MPR	PER-AP09-MPR-01	C9120AXI-B-EDU or equal	
PER	A1	PER-AP04-A1-01	C9120AXI-B-EDU or equal	
PER	3	PER-AP37-03-01	C9120AXI-B-EDU or equal	
PER	8	PER-AP33-08-01	C9120AXI-B-EDU or equal	
PER	19	PER-AP20-19-01	C9120AXI-B-EDU or equal	
PER	Faculty Dining	PER-AP03-Faculty Dining-01	C9120AXI-B-EDU or equal	
PER	11	PER-AP24-11-01	C9120AXI-B-EDU or equal	
PER	22	PER-AP11-22-01	C9120AXI-B-EDU or equal	
PER	6	PER-AP31-06-01	C9120AXI-B-EDU or equal	
PER	10	PER-AP23-10-01	C9120AXI-B-EDU or equal	
PER	18	PER-AP19-18-01	C9120AXI-B-EDU or equal	

Erate FY2021 AP list

Site	Room	AP Name	New AP model	Antenna Type
PER	16	PER-AP17-16-01	C9120AXI-B-EDU or equal	
PER	Library	PER-AP05-Library-01	C9120AXI-B-EDU or equal	
PER	25	PER-AP14-25-01	C9120AXI-B-EDU or equal	
PER	21	PER-AP22-21-01	C9120AXI-B-EDU or equal	
PER	4	PER-AP29-04-01	C9120AXI-B-EDU or equal	
PER	Main Office	PER-AP01-Main Office-01	C9120AXI-B-EDU or equal	
PER	1	PER-AP35-01-01	C9120AXI-B-EDU or equal	
PER	2	PER-AP36-02-01	C9120AXI-B-EDU or equal	
PER	24	PER-AP13-24-01	C9120AXI-B-EDU or equal	
RLE	23	RLE-AP32-23-01	C9120AXI-B-EDU or equal	
RLE	27	RLE-AP43-27-01	C9120AXI-B-EDU or equal	
RLE	3	RLE-AP10-3-01	C9120AXI-B-EDU or equal	
RLE	D1	RLE-AP19-D1-01	C9120AXI-B-EDU or equal	
RLE	28	RLE-AP44-28-01	C9120AXI-B-EDU or equal	
RLE	Office	RLE-AP02-Office-02	C9120AXI-B-EDU or equal	
RLE	A1	RLE-AP07-A1-01	C9120AXI-B-EDU or equal	
RLE	33	RLE-AP38-33-01	C9120AXI-B-EDU or equal	
RLE	Office	RLE-AP03-Office-01	C9120AXI-B-EDU or equal	
RLE	18	RLE-AP29-18-01	C9120AXI-B-EDU or equal	
RLE	34	RLE-AP39-34-01	C9120AXI-B-EDU or equal	
RLE	14	RLE-AP23-14-01	C9120AXI-B-EDU or equal	
RLE	26	RLE-AP35-26-01	C9120AXI-B-EDU or equal	
RLE	15	RLE-AP26-15-01	C9120AXI-B-EDU or equal	
RLE	5	RLE-AP12-5-01	C9120AXI-B-EDU or equal	
RLE	36	RLE-AP47-36-01	C9120AXI-B-EDU or equal	
RLE	2	RLE-AP09-2-01	C9120AXI-B-EDU or equal	
RLE	C1	RLE-AP15-C1-01	C9120AXI-B-EDU or equal	
RLE	29	RLE-AP45-29-01	C9120AXI-B-EDU or equal	
RLE	24	RLE-AP33-24-01	C9120AXI-B-EDU or equal	
RLE	38	RLE-AP49-38-01	C9120AXI-B-EDU or equal	
RLE	MPR	RLE-AP41-MPR-02	C9120AXI-B-EDU or equal	
RLE	PrincipalOffice	RLE-AP01-PrincipalOffice-01	C9120AXI-B-EDU or equal	
RLE	25	RLE-AP34-25-01	C9120AXI-B-EDU or equal	
RLE	19	RLE-AP24-19-01	C9120AXI-B-EDU or equal	
RLE	MPR	RLE-AP05-MPR-01	C9120AXI-B-EDU or equal	
RLE	10	RLE-AP18-10-01	C9120AXI-B-EDU or equal	
RLE	B1	RLE-AP08-B1-01	C9120AXI-B-EDU or equal	
RLE	13	RLE-AP22-13-01	C9120AXI-B-EDU or equal	
RLE	7	RLE-AP14-7-01	C9120AXI-B-EDU or equal	
RLE	12	RLE-AP21-12-01	C9120AXI-B-EDU or equal	
RLE	31	RLE-AP36-31-01	C9120AXI-B-EDU or equal	
RLE	32	RLE-AP37-32-01	C9120AXI-B-EDU or equal	
RLE	9	RLE-AP17-9-01	C9120AXI-B-EDU or equal	
RLE	30	RLE-AP46-30-01	C9120AXI-B-EDU or equal	
RLE	8	RLE-AP16-8-01	C9120AXI-B-EDU or equal	
RLE	35	RLE-AP40-35-01	C9120AXI-B-EDU or equal	
RLE	6	RLE-AP13-6-01	C9120AXI-B-EDU or equal	
RLE	Stage	RLE-AP04-Stage-01	C9120AXI-B-EDU or equal	
RLE	22	RLE-AP31-22-01	C9120AXI-B-EDU or equal	
RLE	16	RLE-AP27-16-01	C9120AXI-B-EDU or equal	
RLE	21	RLE-AP30-21-01	C9120AXI-B-EDU or equal	
RLE	17	RLE-AP28-17-01	C9120AXI-B-EDU or equal	
RLE	20	RLE-AP25-20-01	C9120AXI-B-EDU or equal	
RLE	4	RLE-AP11-4-01	C9120AXI-B-EDU or equal	
RLE	37	RLE-AP48-37-01	C9120AXI-B-EDU or equal	
RLE	11	RLE-AP20-11-01	C9120AXI-B-EDU or equal	
SCE	31	SCE-AP38-31-01	C9120AXI-B-EDU or equal	
SCE	8	SCE-AP22-08-01	C9120AXI-B-EDU or equal	
SCE	6	SCE-AP32-06-01	C9120AXI-B-EDU or equal	

Erate FY2021 AP list

Site	Room	AP Name	New AP model	Antenna Type
SCE	27	SCE-AP29-27-01	C9120AXI-B-EDU or equal	
SCE	Lounge	SCE-AP03-Lounge-01	C9120AXI-B-EDU or equal	
SCE	2	SCE-AP35-02-01	C9120AXI-B-EDU or equal	
SCE	25	SCE-AP24-25-01	C9120AXI-B-EDU or equal	
SCE	9	SCE-AP21-09-01	C9120AXI-B-EDU or equal	
SCE	4	SCE-AP33-04-01	C9120AXI-B-EDU or equal	
SCE	FtOffice	SCE-AP01-FtOffice-01	C9120AXI-B-EDU or equal	
SCE	13	SCE-AP13-13-01	C9120AXI-B-EDU or equal	
SCE	17	SCE-AP08-17-01	C9120AXI-B-EDU or equal	
SCE	28	SCE-AP28-28-01	C9120AXI-B-EDU or equal	
SCE	A	SCE-AP05-A-01	C9120AXI-B-EDU or equal	
SCE	23	SCE-AP26-23-01	C9120AXI-B-EDU or equal	
SCE	14	SCE-AP12-14-01	C9120AXI-B-EDU or equal	
SCE	MPR	SCE-AP07-MPR-02	C9120AXI-B-EDU or equal	
SCE	11	SCE-AP18-11-01	C9120AXI-B-EDU or equal	
SCE	29	SCE-AP27-29-01	C9120AXI-B-EDU or equal	
SCE	7	SCE-AP23-07-01	C9120AXI-B-EDU or equal	
SCE	19	SCE-AP17-19-01	C9120AXI-B-EDU or equal	
SCE	26	SCE-AP30-26-01	C9120AXI-B-EDU or equal	
SCE	3	SCE-AP34-03-01	C9120AXI-B-EDU or equal	
SCE	15	SCE-AP11-15-01	C9120AXI-B-EDU or equal	
SCE	MPR	SCE-AP06-MPR-01	C9120AXI-B-EDU or equal	
SCE	10	SCE-AP20-10-01	C9120AXI-B-EDU or equal	
SCE	20	SCE-AP16-20-01	C9120AXI-B-EDU or equal	
SCE	30	SCE-AP37-30-01	C9120AXI-B-EDU or equal	
SCE	1	SCE-AP36-01-01	C9120AXI-B-EDU or equal	
SCE	BKoffice	SCE-AP02-BKoffice-01	C9120AXI-B-EDU or equal	
SCE	5	SCE-AP31-05-01	C9120AXI-B-EDU or equal	
SCE	12	SCE-AP19-12-01	C9120AXI-B-EDU or equal	
SCE	21	SCE-AP15-21-01	C9120AXI-B-EDU or equal	
SCE	22	SCE-AP14-22-01	C9120AXI-B-EDU or equal	
SCE	18	SCE-AP09-18-01	C9120AXI-B-EDU or equal	
SCE	Library	SCE-AP04-Library-01	C9120AXI-B-EDU or equal	
SCE	24	SCE-AP25-24-01	C9120AXI-B-EDU or equal	
SCE	16	SCE-AP10-16-01	C9120AXI-B-EDU or equal	
SAE	33	SAE-AP45-33-01	C9120AXI-B-EDU or equal	
SAE	36	SAE-AP37-36-01	C9120AXI-B-EDU or equal	
SAE	Reception	SAE-AP20-Reception-01	C9120AXI-B-EDU or equal	
SAE	19	SAE-AP03-19-01	C9120AXI-B-EDU or equal	
SAE	34	SAE-AP46-34-01	C9120AXI-B-EDU or equal	
SAE	2	SAE-AP16-02-01	C9120AXI-B-EDU or equal	
SAE	18	SAE-AP02-18-01	C9120AXI-B-EDU or equal	
SAE	7	SAE-AP09-07-01	C9120AXI-B-EDU or equal	
SAE	21	SAE-AP05-21-01	C9120AXI-B-EDU or equal	
SAE	East Hallway	SAE-AP29-East Hallway-01	C9120AXI-B-EDU or equal	
SAE	1	SAE-AP17-01-01	C9120AXI-B-EDU or equal	
SAE	28	SAE-AP40-28-01	C9120AXI-B-EDU or equal	
SAE	7A	SAE-AP10-7A-01	C9120AXI-B-EDU or equal	
SAE	15	SAE-AP30-15-01	C9120AXI-B-EDU or equal	
SAE	12	SAE-AP26-12-01	C9120AXI-B-EDU or equal	
SAE	27	SAE-AP39-27-01	C9120AXI-B-EDU or equal	
SAE	31	SAE-AP43-31-01	C9120AXI-B-EDU or equal	
SAE	Faculty Dining	SAE-AP21-Faculty Dining-01	C9120AXI-B-EDU or equal	
SAE	MPR	SAE-AP19-MPR-01	C9120AXI-B-EDU or equal	
SAE	Hallway by spch Rm	SAE-AP32-Hallway by spch Rm-01	C9120AXI-B-EDU or equal	
SAE	22	SAE-AP06-22-01	C9120AXI-B-EDU or equal	
SAE	29	SAE-AP41-29-01	C9120AXI-B-EDU or equal	
SAE	4	SAE-AP14-04-01	C9120AXI-B-EDU or equal	
SAE	37	SAE-AP38-37-01	C9120AXI-B-EDU or equal	

Erate FY2021 AP list

Site	Room	AP Name	New AP model	Antenna Type
SAE	6	SAE-AP12-06-01	C9120AXI-B-EDU or equal	
SAE	9	SAE-AP23-09-01	C9120AXI-B-EDU or equal	
SAE	Stage	SAE-AP18-Stage-01	C9120AXI-B-EDU or equal	
SAE	25	SAE-AP35-25-01	C9120AXI-B-EDU or equal	
SAE	Library	SAE-AP33-Library-01	C9120AXI-B-EDU or equal	
SAE	Hallway Kitchen	SAE-AP11-Hallway Kitchen-01	C9120AXI-B-EDU or equal	
SAE	10	SAE-AP24-10-01	C9120AXI-B-EDU or equal	
SAE	11	SAE-AP25-11-01	C9120AXI-B-EDU or equal	
SAE	20	SAE-AP04-20-01	C9120AXI-B-EDU or equal	
SAE	24	SAE-AP08-24-01	C9120AXI-B-EDU or equal	
SAE	23	SAE-AP07-23-01	C9120AXI-B-EDU or equal	
SAE	3	SAE-AP15-03-01	C9120AXI-B-EDU or equal	
SAE	13	SAE-AP27-13-01	C9120AXI-B-EDU or equal	
SAE	5	SAE-AP13-05-01	C9120AXI-B-EDU or equal	
SAE	26	SAE-AP34-26-01	C9120AXI-B-EDU or equal	
SAE	30	SAE-AP42-30-01	C9120AXI-B-EDU or equal	
SAE	16	SAE-AP31-16-01	C9120AXI-B-EDU or equal	
SAE	8	SAE-AP22-08-01	C9120AXI-B-EDU or equal	
SAE	35	SAE-AP36-35-01	C9120AXI-B-EDU or equal	
SAE	14	SAE-AP28-14-01	C9120AXI-B-EDU or equal	
SAE	17	SAE-AP01-17-01	C9120AXI-B-EDU or equal	
SSE	24	SSE-AP19-24-01	C9120AXI-B-EDU or equal	
SSE	CommonArea	SSE-AP37-CommonArea-01	C9120AXI-B-EDU or equal	
SSE	11	SSE-AP15-11-01	C9120AXI-B-EDU or equal	
SSE	17	SSE-AP29-17-01	C9120AXI-B-EDU or equal	
SSE	39	SSE-AP51-39-01	C9120AXI-B-EDU or equal	
SSE	23	SSE-AP43-23-01	C9120AXI-B-EDU or equal	
SSE	Library	SSE-AP01-Library-01	C9120AXI-B-EDU or equal	
SSE	RoomD	SSE-AP02-RoomD-01	C9120AXI-B-EDU or equal	
SSE	2	SSE-AP34-02-01	C9120AXI-B-EDU or equal	
SSE	Office	SSE-AP06-Office-01	C9120AXI-B-EDU or equal	
SSE	3	SSE-AP35-03-01	C9120AXI-B-EDU or equal	
SSE	13	SSE-AP17-13-01	C9120AXI-B-EDU or equal	
SSE	21	SSE-AP41-21-01	C9120AXI-B-EDU or equal	
SSE	20	SSE-AP32-20-01	C9120AXI-B-EDU or equal	
SSE	Hallway	SSE-AP07-Hallway-01	C9120AXI-B-EDU or equal	
SSE	42	SSE-AP54-42-01	C9120AXI-B-EDU or equal	
SSE	18	SSE-AP30-18-01	C9120AXI-B-EDU or equal	
SSE	33	SSE-AP45-33-01	C9120AXI-B-EDU or equal	
SSE	16	SSE-AP28-16-01	C9120AXI-B-EDU or equal	
SSE	35	SSE-AP47-35-01	C9120AXI-B-EDU or equal	
SSE	4	SSE-AP36-04-01	C9120AXI-B-EDU or equal	
SSE	32	SSE-AP44-32-01	C9120AXI-B-EDU or equal	
SSE	MultiPurpose	SSE-AP10-MultiPurpose-01	C9120AXI-B-EDU or equal	
SSE	37	SSE-AP49-37-01	C9120AXI-B-EDU or equal	
SSE	36	SSE-AP48-36-01	C9120AXI-B-EDU or equal	
SSE	RoomA	SSE-AP05-RoomA-01	C9120AXI-B-EDU or equal	
SSE	19	SSE-AP31-19-01	C9120AXI-B-EDU or equal	
SSE	12	SSE-AP16-12-01	C9120AXI-B-EDU or equal	
SSE	1	SSE-AP33-01-1	C9120AXI-B-EDU or equal	
SSE	PS1	SSE-AP40-PS1-01	C9120AXI-B-EDU or equal	
SSE	8	SSE-AP12-08-01	C9120AXI-B-EDU or equal	
SSE	29	SSE-AP24-29-01	C9120AXI-B-EDU or equal	
SSE	41	SSE-AP53-41-01	C9120AXI-B-EDU or equal	
SSE	7	SSE-AP11-07-01	C9120AXI-B-EDU or equal	
SSE	26	SSE-AP21-26-01	C9120AXI-B-EDU or equal	
SSE	9	SSE-AP13-09-91	C9120AXI-B-EDU or equal	
SSE	25	SSE-AP20-25-01	C9120AXI-B-EDU or equal	
SSE	RoomB	SSE-AP04-RoomB-01	C9120AXI-B-EDU or equal	

Erate FY2021 AP list

Site	Room	AP Name	New AP model	Antenna Type
SSE	10	SSE-AP14-10-01	C9120AXI-B-EDU or equal	
SSE	5	SSE-AP38-05-01	C9120AXI-B-EDU or equal	
SSE	StaffLounge	SSE-AP08-StaffLounge-01	C9120AXI-B-EDU or equal	
SSE	14	SSE-AP18-14-01	C9120AXI-B-EDU or equal	
SSE	31	SSE-AP26-31-01	C9120AXI-B-EDU or equal	
SSE	30	SSE-AP25-30-01	C9120AXI-B-EDU or equal	
SSE	40	SSE-AP52-40-01	C9120AXI-B-EDU or equal	
SSE	38	SSE-AP50-38-01	C9120AXI-B-EDU or equal	
SSE	28	SSE-AP23-28-01	C9120AXI-B-EDU or equal	
SSE	Stage	SSE-AP09-Stage-01	C9120AXI-B-EDU or equal	
SSE	34	SSE-AP46-34-01	C9120AXI-B-EDU or equal	
SSE	22	SSE-AP42-22-01	C9120AXI-B-EDU or equal	
SSE	6	SSE-AP39-06-01	C9120AXI-B-EDU or equal	
SSE	RoomC	SSE-AP03-RoomC-01	C9120AXI-B-EDU or equal	
SSE	15	SSE-AP27-15-01	C9120AXI-B-EDU or equal	
SSE	27	SSE-AP22-27-01	C9120AXI-B-EDU or equal	
TRE	P20	TRE-AP47-P20-01	C9120AXI-B-EDU or equal	
TRE	18	TRE-AP45-18-01	C9120AXI-B-EDU or equal	
TRE	34	TRE-AP09-34-01	C9120AXI-B-EDU or equal	
TRE	7	TRE-AP30-7-01	C9120AXI-B-EDU or equal	
TRE	6	TRE-AP29-6-01	C9120AXI-B-EDU or equal	
TRE	3	TRE-AP26-3-01	C9120AXI-B-EDU or equal	
TRE	P22	TRE-AP49-P22-01	C9120AXI-B-EDU or equal	
TRE	31	TRE-AP13-31-01	C9120AXI-B-EDU or equal	
TRE	28	TRE-AP17-28-01	C9120AXI-B-EDU or equal	
TRE	Attend	TRE-AP01-Attend-A-01	C9120AXI-B-EDU or equal	
TRE	12	TRE-AP35-12-01	C9120AXI-B-EDU or equal	
TRE	26	TRE-AP44-26-01	C9120AXI-B-EDU or equal	
TRE	33	TRE-AP15-33-01	C9120AXI-B-EDU or equal	
TRE	23	TRE-AP41-23-01	C9120AXI-B-EDU or equal	
TRE	39	TRE-AP20-39-01	C9120AXI-B-EDU or equal	
TRE	16	TRE-AP39-16-01	C9120AXI-B-EDU or equal	
TRE	24	TRE-AP42-24-01	C9120AXI-B-EDU or equal	
TRE	30	TRE-AP12-30-01	C9120AXI-B-EDU or equal	
TRE	29	TRE-AP18-29-01	C9120AXI-B-EDU or equal	
TRE	2	TRE-AP25-2-01	C9120AXI-B-EDU or equal	
TRE	15	TRE-AP38-15-01	C9120AXI-B-EDU or equal	
TRE	P21	TRE-AP48-P21-01	C9120AXI-B-EDU or equal	
TRE	35	TRE-AP10-35-01	C9120AXI-B-EDU or equal	
TRE	4	TRE-AP27-4-01	C9120AXI-B-EDU or equal	
TRE	5	TRE-AP28-5-01	C9120AXI-B-EDU or equal	
TRE	13	TRE-AP36-13-01	C9120AXI-B-EDU or equal	
TRE	42	TRE-AP23-42-01	C9120AXI-B-EDU or equal	
TRE	36	TRE-AP11-36-01	C9120AXI-B-EDU or equal	
TRE	9	TRE-AP32-9-01	C9120AXI-B-EDU or equal	
TRE	Kitchen	TRE-AP07-Kitchen-01	C9120AXI-B-EDU or equal	
TRE	8	TRE-AP31-8-01	C9120AXI-B-EDU or equal	
TRE	38	TRE-AP19-38-01	C9120AXI-B-EDU or equal	
TRE	40	TRE-AP21-40-01	C9120AXI-B-EDU or equal	
TRE	33	TRE-AP08-33-01	C9120AXI-B-EDU or equal	
TRE	P19	TRE-AP46-P19-01	C9120AXI-B-EDU or equal	
TRE	10	TRE-AP33-10-01	C9120AXI-B-EDU or equal	
TRE	Attend	TRE-AP02-Attend-C-01	C9120AXI-B-EDU or equal	
TRE	Office	TRE-AP03-MainOffice-01	C9120AXI-B-EDU or equal	
TRE	Workroom	TRE-AP04-Workroom-01	C9120AXI-B-EDU or equal	
TRE	MPR	TRE-AP06-MPR-01	C9120AXI-B-EDU or equal	
TRE	Stage	TRE-AP05-Stage-01	C9120AXI-B-EDU or equal	
TRE	14	TRE-AP37-14-01	C9120AXI-B-EDU or equal	
TRE	41	TRE-AP22-41-01	C9120AXI-B-EDU or equal	

Erate FY2021 AP list

Site	Room	AP Name	New AP model	Antenna Type
TRE	1	TRE-AP24-1-01	C9120AXI-B-EDU or equal	
TRE	11	TRE-AP34-11-01	C9120AXI-B-EDU or equal	
TRE	32	TRE-AP14-32-01	C9120AXI-B-EDU or equal	
TRE	25	TRE-AP43-25-01	C9120AXI-B-EDU or equal	
TRE	27	TRE-AP16-27-01	C9120AXI-B-EDU or equal	
TRE	17	TRE-AP40-17-01	C9120AXI-B-EDU or equal	
VBE	Copier Room	VBE-AP03-Copier Room-01	C9120AXI-B-EDU or equal	
VBE	P6	VBE-AP35-P6-01	C9120AXI-B-EDU or equal	
VBE	P3	VBE-AP32-P3-01	C9120AXI-B-EDU or equal	
VBE	C4	VBE-AP11-C4-01	C9120AXI-B-EDU or equal	
VBE	D4	VBE-AP21-D4-01	C9120AXI-B-EDU or equal	
VBE	B3	VBE-AP06-B3-01	C9120AXI-B-EDU or equal	
VBE	M1	VBE-AP14-M1-01	C9120AXI-B-EDU or equal	
VBE	F2	VBE-AP38-F2-01	C9120AXI-B-EDU or equal	
VBE	MPR	VBE-AP15-MPR-01	C9120AXI-B-EDU or equal	
VBE	P1	VBE-AP30-P1-01	C9120AXI-B-EDU or equal	
VBE	D2	VBE-AP19-D2-01	C9120AXI-B-EDU or equal	
VBE	P2	VBE-AP31-P2-01	C9120AXI-B-EDU or equal	
VBE	P9	VBE-AP27-P9-01	C9120AXI-B-EDU or equal	
VBE	P5	VBE-AP34-P5-01	C9120AXI-B-EDU or equal	
VBE	P10	VBE-AP26-P10-01	C9120AXI-B-EDU or equal	
VBE	M4	VBE-AP12-M4-01	C9120AXI-B-EDU or equal	
VBE	M2	VBE-AP13-M2-01	C9120AXI-B-EDU or equal	
VBE	E2	VBE-AP23-E2-01	C9120AXI-B-EDU or equal	
VBE	F1	VBE-AP37-F1-01	C9120AXI-B-EDU or equal	
VBE	P11	VBE-AP29-P11-01	C9120AXI-B-EDU or equal	
VBE	B4	VBE-AP07-B4-01	C9120AXI-B-EDU or equal	
VBE	E4	VBE-AP25-E4-01	C9120AXI-B-EDU or equal	
VBE	D3	VBE-AP20-D3-01	C9120AXI-B-EDU or equal	
VBE	Stage	VBE-AP16-Stage-01	C9120AXI-B-EDU or equal	
VBE	D1	VBE-AP18-D1-01	C9120AXI-B-EDU or equal	
VBE	C3	VBE-AP10-C3-01	C9120AXI-B-EDU or equal	
VBE	Front Office	VBE-AP01-Front Office-01	C9120AXI-B-EDU or equal	
VBE	E3	VBE-AP24-E3-01	C9120AXI-B-EDU or equal	
VBE	C2	VBE-AP09-C2-01	C9120AXI-B-EDU or equal	
VBE	B2	VBE-AP05-B2-01	C9120AXI-B-EDU or equal	
VBE	E1	VBE-AP22-E1-01	C9120AXI-B-EDU or equal	
VBE	P8	VBE-AP28-P8-01	C9120AXI-B-EDU or equal	
VBE	P4	VBE-AP33-P4-01	C9120AXI-B-EDU or equal	
VBE	P7	VBE-AP36-P7-01	C9120AXI-B-EDU or equal	
VBE	C1	VBE-AP08-C1-01	C9120AXI-B-EDU or equal	
VBE	Kitchen	VBE-AP17-Kitchen-01	C9120AXI-B-EDU or equal	
VBE	Principal's Office	VBE-AP02-Principal's Office-01	C9120AXI-B-EDU or equal	
VBE	B1	VBE-AP04-B1-01	C9120AXI-B-EDU or equal	
WRE	19	WRE-AP24-19-01	C9120AXI-B-EDU or equal	
WRE	LOUNGE	WRE-WAP-LOUNGE	C9120AXI-B-EDU or equal	
WRE	22	WRE-AP17-22-01	C9120AXI-B-EDU or equal	
WRE	41	WRE-AP48-41-01	C9120AXI-B-EDU or equal	
WRE	34	WRE-AP08-34-01	C9120AXI-B-EDU or equal	
WRE	6	WRE-AP40-6-01	C9120AXI-B-EDU or equal	
WRE	13	WRE-AP35-13-01	C9120AXI-B-EDU or equal	
WRE	Conf	WRE-AP30-Conf-01	C9120AXI-B-EDU or equal	
WRE	23	WRE-AP18-23-01	C9120AXI-B-EDU or equal	
WRE	Stage	WRE-AP29-Stage-01	C9120AXI-B-EDU or equal	
WRE	36	WRE-AP12-36-01	C9120AXI-B-EDU or equal	
WRE	1	WRE-AP42-1-01	C9120AXI-B-EDU or equal	
WRE	Office	WRE-AP31-Office-01	C9120AXI-B-EDU or equal	
WRE	14	WRE-AP36-14-01	C9120AXI-B-EDU or equal	
WRE	21	WRE-AP26-21-01	C9120AXI-B-EDU or equal	

Erate FY2021 AP list

Site	Room	AP Name	New AP model	Antenna Type
WRE	32	WRE-AP06-32-01	C9120AXI-B-EDU or equal	
WRE	Kitchen	WRE-AP27-Kitchen-01	C9120AXI-B-EDU or equal	
WRE	10	WRE-AP32-10-01	C9120AXI-B-EDU or equal	
WRE	17	WRE-AP22-17-01	C9120AXI-B-EDU or equal	
WRE	37	WRE-AP02-37-01	C9120AXI-B-EDU or equal	
WRE	OFCHALLWAY	WRE-WAP-OFCHALLWAY	C9120AXI-B-EDU or equal	
WRE	LIB	WRE-WAP-LIB	C9130AXI-B-EDU or equal	
WRE	33	WRE-AP07-33-01	C9120AXI-B-EDU or equal	
WRE	20	WRE-AP25-20-01	C9120AXI-B-EDU or equal	
WRE	15	WRE-AP37-15-01	C9120AXI-B-EDU or equal	
WRE	26	WRE-AP21-26-01	C9120AXI-B-EDU or equal	
WRE	24	WRE-AP19-24-01	C9120AXI-B-EDU or equal	
WRE	7	WRE-AP41-7-01	C9120AXI-B-EDU or equal	
WRE	27	WRE-WAP-27	C9120AXI-B-EDU or equal	
WRE	11	WRE-AP33-11-01	C9120AXI-B-EDU or equal	
WRE	2	WRE-AP43-2-01	C9120AXI-B-EDU or equal	
WRE	40	WRE-AP47-40-01	C9120AXI-B-EDU or equal	
WRE	18	WRE-AP23-18-01	C9120AXI-B-EDU or equal	
WRE	37	WRE-AP15-37-01	C9120AXI-B-EDU or equal	
WRE	29	WRE-WAP-29	C9120AXI-B-EDU or equal	
WRE	16	WRE-AP38-16-01	C9120AXI-B-EDU or equal	
WRE	12	WRE-AP34-12-01	C9120AXI-B-EDU or equal	
WRE	5	WRE-AP39-5-01	C9120AXI-B-EDU or equal	
WRE	30	WRE-AP14-30-01	C9120AXI-B-EDU or equal	
WRE	Teacher Lounge	WRE-AP01-Teacher Lounge-01	C9120AXI-B-EDU or equal	
WRE	42	WRE-AP49-42-01	C9120AXI-B-EDU or equal	
WRE	25	WRE-AP20-25-01	C9120AXI-B-EDU or equal	
WRE	3	WRE-AP44-3-01	C9120AXI-B-EDU or equal	
WRE	39	WRE-AP46-39-01	C9120AXI-B-EDU or equal	
WRE	MPR	WRE-AP28-MPR-01	C9120AXI-B-EDU or equal	
WRE	35	WRE-AP11-35-01	C9120AXI-B-EDU or equal	
WRE	30	WRE-AP13-30-01	C9120AXI-B-EDU or equal	
WRE	4	WRE-AP45-4-01	C9120AXI-B-EDU or equal	
WRE	400	WRE-AP05-400-01	C9120AXI-B-EDU or equal	
WRE	38	WRE-AP16-38-01	C9120AXI-B-EDU or equal	
JMS	101	JMS-APXXXX-101	C9120AXI-B-EDU or equal	
JMS	102	JMS-APXXXX-102	C9120AXI-B-EDU or equal	
JMS	103	JMS-APXXXX-103	C9120AXI-B-EDU or equal	
JMS	104	JMS-APXXXX-104	C9120AXI-B-EDU or equal	
JMS	Lounge	JMS-APXXXX-LOUNGE	C9120AXI-B-EDU or equal	
JMS	RECEPTION	JMS-APXXXX-RECEPTION	C9120AXI-B-EDU or equal	
JMS	HALLWAY	JMS-APXXXX-HALLWAY	C9120AXI-B-EDU or equal	
JMS	Main Office	JMS-AP42-Main Office-01	C9120AXI-B-EDU or equal	
JMS	505	JMS-AP58-505-01	C9120AXI-B-EDU or equal	
JMS	203	JMS-AP04-203-01	C9120AXI-B-EDU or equal	
JMS	202	JMS-AP03-202-01	C9120AXI-B-EDU or equal	
JMS	402	JMS-AP52-402-01	C9120AXI-B-EDU or equal	
JMS	414	JMS-AP34-414-01	C9120AXI-B-EDU or equal	
JMS	104	JMS-AP39-104-01	C9120AXI-B-EDU or equal	
JMS	411	JMS-AP31-411-01	C9120AXI-B-EDU or equal	
JMS	312	JMS-AP25-312-01	C9120AXI-B-EDU or equal	
JMS	Library	JMS-AP13-Library-02	C9120AXI-B-EDU or equal	
JMS	502	JMS-AP54-502-01	C9120AXI-B-EDU or equal	
JMS	503	JMS-AP55-503-01	C9120AXI-B-EDU or equal	
JMS	204	JMS-AP05-204-01	C9120AXI-B-EDU or equal	
JMS	306	JMS-AP50-306-01	C9120AXI-B-EDU or equal	
JMS	404	JMS-AP35-404-01	C9120AXI-B-EDU or equal	
JMS	509	JMS-AP64-509-01	C9120AXI-B-EDU or equal	
JMS	305	JMS-AP49-305-01	C9120AXI-B-EDU or equal	

Erate FY2021 AP list

Site	Room	AP Name	New AP model	Antenna Type
JMS	307	JMS-AP20-307-01	C9120AXI-B-EDU or equal	
JMS	Hallway	JMS-AP44-Hallway-01	C9120AXI-B-EDU or equal	
JMS	Library	JMS-AP12-Library-01	C9120AXI-B-EDU or equal	
JMS	107	JMS-AP06-107-01	C9120AXI-B-EDU or equal	
JMS	211	JMS-AP19-211-01	C9120AXI-B-EDU or equal	
JMS	405	JMS-AP01-405-01	C9120AXI-B-EDU or equal	
JMS	209	JMS-AP17-209-01	C9120AXI-B-EDU or equal	
JMS	406	JMS-AP26-406-01	C9120AXI-B-EDU or equal	
JMS	413	JMS-AP33-413-01	C9120AXI-B-EDU or equal	
JMS	412	JMS-AP32-412-01	C9120AXI-B-EDU or equal	
JMS	308	JMS-AP21-308-01	C9120AXI-B-EDU or equal	
JMS	301	JMS-AP45-301-01	C9120AXI-B-EDU or equal	
JMS	Custodian	JMS-AP56-Custodian-01	C9120AXI-B-EDU or equal	
JMS	304	JMS-AP48-304-01	C9120AXI-B-EDU or equal	
JMS	Stage	JMS-AP62-Stage-01	C9130AXI-B-EDU or equal	
JMS	309	JMS-AP22-309-01	C9120AXI-B-EDU or equal	
JMS	109	JMS-AP08-109-01	C9120AXI-B-EDU or equal	
JMS	Attendance	JMS-AP43-Attendance-01	C9120AXI-B-EDU or equal	
JMS	507	JMS-AP61-507-EXT-02	C9120AXE-B-EDU or equal	AIR-ANT2566P4W-RS= or equal
JMS	409	JMS-AP29-409-01	C9120AXI-B-EDU or equal	
JMS	112	JMS-AP11-112-01	C9120AXI-B-EDU or equal	
JMS	106	JMS-AP41-106-01	C9120AXI-B-EDU or equal	
JMS	210	JMS-AP18-210-01	C9120AXI-B-EDU or equal	
JMS	501	JMS-AP53-501-01	C9120AXI-B-EDU or equal	
JMS	212	JMS-AP14-212-01	C9120AXI-B-EDU or equal	
JMS	108	JMS-AP07-108-01	C9120AXI-B-EDU or equal	
JMS	105	JMS-AP40-105-01	C9120AXI-B-EDU or equal	
JMS	208	JMS-AP16-208-01	C9120AXI-B-EDU or equal	
JMS	408	JMS-AP28-408-01	C9120AXI-B-EDU or equal	
JMS	111	JMS-AP10-111-01	C9120AXI-B-EDU or equal	
JMS	410	JMS-AP30-410-01	C9120AXI-B-EDU or equal	
JMS	311	JMS-AP24-311-01	C9120AXI-B-EDU or equal	
JMS	Kitchen	JMS-AP63-Kitchen-01	C9120AXI-B-EDU or equal	
JMS	310	JMS-AP23-310-01	C9120AXI-B-EDU or equal	
JMS	GYM	JMS-AP65-GYM-01	C9130AXI-B-EDU or equal	
JMS	110	JMS-AP09-110-01	C9120AXI-B-EDU or equal	
JMS	506	JMS-AP59-506-01	C9120AXI-B-EDU or equal	
JMS	102	JMS-AP37-102-01	C9120AXI-B-EDU or equal	
JMS	507	JMS-AP60-507-01	C9120AXI-B-EDU or equal	
JMS	101	JMS-AP36-101-01	C9120AXI-B-EDU or equal	
JMS	201B	JMS-AP02-201B-01	C9120AXI-B-EDU or equal	
JMS	504	JMS-AP57-504-01	C9120AXI-B-EDU or equal	
JMS	302	JMS-AP46-302-01	C9120AXI-B-EDU or equal	
JMS	103	JMS-AP38-103-01	C9120AXI-B-EDU or equal	
JMS	303	JMS-AP47-303-01	C9120AXI-B-EDU or equal	
JMS	207	JMS-AP15-207-01	C9120AXI-B-EDU or equal	
MLMS	RMH7	MLMS-AP32-RMH7-01	C9120AXI-B-EDU or equal	
MLMS	PE	MLMS-AP35-PE-03	C9120AXI-B-EDU or equal	
MLMS	RMH6	MLMS-AP31-RMH6-01	C9120AXI-B-EDU or equal	
MLMS	PE	MLMS-AP34-PE-02	C9120AXE-B-EDU or equal	AIR-ANT2566P4W-RS= or equal
MLMS	PE	MLMS-AP33-PE-01	C9120AXI-B-EDU or equal	
MLMS	Serving	MLMS-AP60-Serving-01	C9120AXI-B-EDU or equal	
MLMS	RMG4	MLMS-AP45-RMG4-01	C9120AXI-B-EDU or equal	
MLMS	RMG2	MLMS-AP43-RMG2-01	C9120AXI-B-EDU or equal	
MLMS	StoragePrep	MLMS-AP46-StoragePrep-01	C9130AXI-B-EDU or equal	
MLMS	G1	MLMS-AP42-RMG1-01	C9120AXI-B-EDU or equal	
MLMS	J2	MLMS-AP39-RMJ2-01	C9120AXI-B-EDU or equal	
MLMS	J3	MLMS-AP40-RMJ3-01	C9120AXI-B-EDU or equal	
MLMS	G3	MLMS-AP44-RMG3-01	C9120AXI-B-EDU or equal	

Erate FY2021 AP list

Site	Room	AP Name	New AP model	Antenna Type
MLMS	J4	MLMS-AP41-RMJ4-01	C9120AXI-B-EDU or equal	
MLMS	C3	MLMS-AP11-RM C3-01	C9120AXI-B-EDU or equal	
MLMS	E1 Office	MLMS-AP30-RME1Office-01	C9120AXI-B-EDU or equal	
MLMS	J1	MLMS-AP38-RMJ1-01	C9120AXI-B-EDU or equal	
MLMS	E7	MLMS-AP27-RME7-01	C9120AXI-B-EDU or equal	
MLMS	L3	MLMS-AP54-RML3-01	C9120AXI-B-EDU or equal	
MLMS	E6	MLMS-AP26-RME6-01	C9120AXI-B-EDU or equal	
MLMS	L4	MLMS-AP55-RML4-01	C9120AXI-B-EDU or equal	
MLMS	L1A	MLMS-AP51-RML1A-01	C9120AXI-B-EDU or equal	
MLMS	MPR	MLMS-AP29-MPR-01	C9130AXI-B-EDU or equal	
MLMS	L1	MLMS-AP52-RML1-01	C9120AXI-B-EDU or equal	
MLMS	D8	MLMS-AP20-RM D8-01	C9120AXI-B-EDU or equal	
MLMS	D5	MLMS-AP17-RM D5-01	C9120AXI-B-EDU or equal	
MLMS	D7	MLMS-AP19-RM D7-01	C9120AXI-B-EDU or equal	
MLMS	L5	MLMS-AP56-L5-01	C9120AXI-B-EDU or equal	
MLMS	D9	MLMS-AP21-RM D9-01	C9120AXI-B-EDU or equal	
MLMS	D3	MLMS-AP15-RM D3-01	C9120AXI-B-EDU or equal	
MLMS	D6	MLMS-AP18-RM D6-01	C9120AXI-B-EDU or equal	
MLMS	C4	MLMS-AP12-RM C4-01	C9120AXI-B-EDU or equal	
MLMS	D4	MLMS-AP16-RM D4-01	C9120AXI-B-EDU or equal	
MLMS	D2	MLMS-AP14-RM D2-01	C9120AXI-B-EDU or equal	
MLMS	D1	MLMS-AP13-RM D1-01	C9120AXI-B-EDU or equal	
MLMS	C2	MLMS-AP10-RM C2-01	C9120AXI-B-EDU or equal	
MLMS	L2	MLMS-AP53-RML2-01	C9120AXI-B-EDU or equal	
MLMS	L6	MLMS-AP57-RML6-01	C9120AXI-B-EDU or equal	
MLMS	LibraryLab	MLMS-AP25-LibraryLab-01	C9120AXI-B-EDU or equal	
MLMS	Library	MLMS-AP24-Library-02	C9120AXI-B-EDU or equal	
MLMS	AssistantPrincipal	MLMS-AP58-AssistantPrincipal-01	C9120AXI-B-EDU or equal	
MLMS	Lounge	MLMS-AP01-Lounge-01	C9120AXI-B-EDU or equal	
MLMS	Admin Office	MLMS-AP03-Admin Office-02	C9120AXI-B-EDU or equal	
MLMS	Admin Office	MLMS-AP04-Admin Office-03	C9120AXI-B-EDU or equal	
MLMS	RM C1	MLMS-AP09-RM C1-01	C9120AXI-B-EDU or equal	
MLMS	Library	MLMS-AP23-Library-01	C9120AXI-B-EDU or equal	
MLMS	Lounge	MLMS-AP59-Lounge-01	C9120AXI-B-EDU or equal	
MLMS	Stage	MLMS-AP28-Stage-01	C9130AXI-B-EDU or equal	
MLMS	Admin Office	MLMS-AP02-Admin Office-01	C9120AXI-B-EDU or equal	
MLMS	K2	MLMS-AP48-RMK2-01	C9120AXI-B-EDU or equal	
MLMS	K1	MLMS-AP47-RMK1-01	C9120AXI-B-EDU or equal	
MLMS	K4	MLMS-AP50-RMK4-01	C9120AXI-B-EDU or equal	
MLMS	K3	MLMS-AP49-RMK3-01	C9120AXI-B-EDU or equal	
MLMS	I2	MLMS-AP37-RMI2-01	C9120AXI-B-EDU or equal	
MLMS	I1	MLMS-AP36-RMI1-01	C9120AXI-B-EDU or equal	
MLMS	B3	MLMS-AP07-RM B3-01	C9120AXI-B-EDU or equal	
MLMS	B2	MLMS-AP06-RM B2-01	C9120AXI-B-EDU or equal	
MLMS	B4	MLMS-AP08-RM B4-01	C9120AXI-B-EDU or equal	
MLMS	B1	MLMS-AP05-RM B1-01	C9120AXI-B-EDU or equal	
MMS	20	MMS-AP54-20-01	C9120AXI-B-EDU or equal	
MMS	Library	MMS-AP17-Library-02	C9120AXI-B-EDU or equal	
MMS	39	MMS-AP37-39-01	C9120AXI-B-EDU or equal	
MMS	14	MMS-AP47-14-01	C9120AXI-B-EDU or equal	
MMS	Lounge	MMS-AP45-Lounge-01	C9120AXI-B-EDU or equal	
MMS	32	MMS-AP30-32-01	C9120AXI-B-EDU or equal	
MMS	27	MMS-AP27-27-01	C9120AXI-B-EDU or equal	
MMS	MPR	MMS-AP43-MPR-01	C9130AXI-B-EDU or equal	
MMS	10	MMS-AP58-10-01	C9120AXI-B-EDU or equal	
MMS	8	MMS-AP56-8-01	C9120AXI-B-EDU or equal	
MMS	3	MMS-AP06-3-01	C9120AXI-B-EDU or equal	
MMS	Library Storage	MMS-AP15-Library Storage-01	C9120AXI-B-EDU or equal	
MMS	7	MMS-AP55-7-01	C9120AXI-B-EDU or equal	

Erate FY2021 AP list

Site	Room	AP Name	New AP model	Antenna Type
MMS	38	MMS-AP36-38-01	C9120AXI-B-EDU or equal	
MMS	26	MMS-AP26-26-01	C9120AXI-B-EDU or equal	
MMS	17	MMS-AP50-17-01	C9120AXI-B-EDU or equal	
MMS	Stage	MMS-AP42-Stage-01	C9130AXI-B-EDU or equal	
MMS	Kitchen	MMS-AP44-Kitchen-01	C9120AXI-B-EDU or equal	
MMS	13	MMS-AP46-13-01	C9120AXI-B-EDU or equal	
MMS	36	MMS-AP34-36-01	C9120AXI-B-EDU or equal	
MMS	29	MMS-AP29-29-01	C9120AXI-B-EDU or equal	
MMS	33	MMS-AP31-33-01	C9120AXI-B-EDU or equal	
MMS	34	MMS-AP32-34-01	C9120AXI-B-EDU or equal	
MMS	37	MMS-AP35-37-01	C9120AXI-B-EDU or equal	
MMS	Main Office	MMS-AP08-Main Office-01	C9120AXI-B-EDU or equal	
MMS	9	MMS-AP57-9-01	C9120AXI-B-EDU or equal	
MMS	19B	MMS-AP53-19B-01	C9120AXI-B-EDU or equal	
MMS	25	MMS-AP41-25-01	C9120AXI-B-EDU or equal	
MMS	35	MMS-AP33-35-01	C9120AXI-B-EDU or equal	
MMS	19A	MMS-AP52-19A-01	C9120AXI-B-EDU or equal	
MMS	16	MMS-AP49-16-01	C9120AXI-B-EDU or equal	
MMS	15	MMS-AP48-15-01	C9120AXI-B-EDU or equal	
MMS	18	MMS-AP51-18-01	C9120AXI-B-EDU or equal	
MMS	Workroom Prep	MMS-AP05-Workroom Prep-01	C9120AXI-B-EDU or equal	
MMS	28	MMS-AP28-28-01	C9120AXI-B-EDU or equal	
MMS	23A	MMS-AP14-23A-01	C9120AXI-B-EDU or equal	
MMS	Library	MMS-AP16-Library-01	C9120AXI-B-EDU or equal	
MMS	Principals Office	MMS-AP07-Principals Office-01	C9120AXI-B-EDU or equal	
MMS	5	MMS-AP24-5-01	C9120AXI-B-EDU or equal	
MMS	6	MMS-AP25-6-01	C9120AXI-B-EDU or equal	
MMS	4	MMS-AP23-4-01	C9120AXI-B-EDU or equal	
MMS	Girls PE Coach	MMS-AP21-Girls PE Coach-01	C9120AXI-B-EDU or equal	
NVHS	7	NVHS-AP16-7-01	C9120AXI-B-EDU or equal	
NVHS	15	NVHS-AP04-15-01	C9120AXI-B-EDU or equal	
NVHS	21	NVHS-AP24-21-01	C9120AXI-B-EDU or equal	
NVHS	Nurse	NVHS-AP08-Nurse-01	C9120AXI-B-EDU or equal	
NVHS	23	NVHS-AP28-23-01	C9120AXI-B-EDU or equal	
NVHS	8	NVHS-AP17-8-01	C9120AXI-B-EDU or equal	
NVHS	9	NVHS-AP18-9-01	C9120AXI-B-EDU or equal	
NVHS	10	NVHS-AP19-10-01	C9120AXI-B-EDU or equal	
NVHS	12	NVHS-AP01-12-01	C9120AXI-B-EDU or equal	
NVHS	5	NVHS-AP13-5-01	C9120AXI-B-EDU or equal	
NVHS	14	NVHS-AP03-14-01	C9120AXI-B-EDU or equal	
NVHS	13	NVHS-AP02-13-01	C9120AXI-B-EDU or equal	
NVHS	Lounge	NVHS-AP06-Lounge-01	C9120AXI-B-EDU or equal	
NVHS	6	NVHS-AP15-6-01	C9120AXI-B-EDU or equal	
NVHS	Dean	NVHS-AP07-Dean-01	C9120AXI-B-EDU or equal	
NVHS	1	NVHS-AP09-1-01	C9120AXI-B-EDU or equal	
NVHS	19	NVHS-AP23-19-01	C9120AXI-B-EDU or equal	
NVHS	Office	NVHS-AP26-Office-01	C9120AXI-B-EDU or equal	
NVHS	16	NVHS-AP05-16-01	C9120AXI-B-EDU or equal	
NVHS	20	NVHS-AP25-20-01	C9120AXI-B-EDU or equal	
NVHS	FoodService	NVHS-AP14-FoodService-01	C9120AXI-B-EDU or equal	
NVHS	17	NVHS-AP21-17-01	C9120AXI-B-EDU or equal	
NVHS	24	NVHS-AP27-24-01	C9120AXI-B-EDU or equal	
NVHS	4	NVHS-AP12-4-01	C9120AXI-B-EDU or equal	
NVHS	18	NVHS-AP22-18-01	C9120AXI-B-EDU or equal	
NVHS	2	NVHS-AP10-2-01	C9120AXI-B-EDU or equal	
NVHS	22	NVHS-AP29-22-01	C9120AXI-B-EDU or equal	
NVHS	3	NVHS-AP11-3-01	C9120AXI-B-EDU or equal	
NVHS	11	NVHS-AP20-11-01	C9120AXI-B-EDU or equal	
DSA	43	DSA-WAP-43-01	C9120AXI-B-EDU or equal	

Erate FY2021 AP list

Site	Room	AP Name	New AP model	Antenna Type
DSA	29	DSA-WAP-29-01	C9120AXI-B-EDU or equal	
DSA	15	DSA-WAP-15-01	C9120AXI-B-EDU or equal	
DSA	7	DSA-WAP-07-01	C9120AXI-B-EDU or equal	
DSA	LIB	DSA-WAP-LIB-01	C9130AXI-B-EDU or equal	
DSA	12	DSA-WAP-12-01	C9120AXI-B-EDU or equal	
DSA	21	DSA-WAP-21-01	C9120AXI-B-EDU or equal	
DSA	18	DSA-WAP-18-01	C9120AXI-B-EDU or equal	
DSA	8	DSA-WAP-08-01	C9120AXI-B-EDU or equal	
DSA	13	DSA-WAP-13-01	C9120AXI-B-EDU or equal	
DSA	31	DSA-WAP-31-01	C9120AXI-B-EDU or equal	
DSA	2	DSA-WAP-02-01	C9120AXI-B-EDU or equal	
DSA	17	DSA-WAP-17-01	C9120AXI-B-EDU or equal	
DSA	38	DSA-WAP-38-01	C9120AXI-B-EDU or equal	
DSA	3	DSA-WAP-03-01	C9120AXI-B-EDU or equal	
DSA	9	DSA-WAP-09-01	C9120AXI-B-EDU or equal	
DSA	32	DSA-WAP-32-01	C9120AXI-B-EDU or equal	
DSA	40	DSA-WAP-40-01	C9120AXI-B-EDU or equal	
DSA	22	DSA-WAP-22-01	C9120AXI-B-EDU or equal	
DSA	6	DSA-WAP-06-01	C9120AXI-B-EDU or equal	
DSA	2nd Floor Common	DSA-WAP-2NDFLOOR-COMMON-01	C9130AXI-B-EDU or equal	
DSA	MPR	DSA-WAP-MPR-01	C9130AXI-B-EDU or equal	
DSA	35	DSA-WAP-35-01	C9120AXI-B-EDU or equal	
DSA	16	DSA-WAP-16-01	C9120AXI-B-EDU or equal	
DSA	41	DSA-WAP-41-01	C9120AXI-B-EDU or equal	
DSA	19	DSA-WAP-19-01	C9120AXI-B-EDU or equal	
DSA	23	DSA-WAP-23-01	C9120AXI-B-EDU or equal	
DSA	37	DSA-WAP-37-01	C9120AXI-B-EDU or equal	
DSA	28	DSA-WAP-28-01	C9120AXI-B-EDU or equal	
DSA	14	DSA-WAP-14-01	C9120AXI-B-EDU or equal	
DSA	24	DSA-WAP-24-01	C9120AXI-B-EDU or equal	
DSA	20	DSA-WAP-20-01	C9120AXI-B-EDU or equal	
DSA	26	DSA-WAP-26-01	C9120AXI-B-EDU or equal	
DSA	Office	DSA-WAP-OFC-01	C9120AXI-B-EDU or equal	
DSA	34	DSA-WAP-34-01	C9120AXI-B-EDU or equal	
DSA	5	DSA-WAP-05-01	C9120AXI-B-EDU or equal	
DSA	25	DSA-WAP-25-01	C9120AXI-B-EDU or equal	
DSA	39	DSA-WAP-39-01	C9120AXI-B-EDU or equal	
DSA	1	DSA-WAP-01-01	C9120AXI-B-EDU or equal	
DSA	42	DSA-WAP-42-01	C9120AXI-B-EDU or equal	
DSA	10	DSA-WAP-10-01	C9120AXI-B-EDU or equal	
DSA	33	DSA-WAP-33-01	C9120AXI-B-EDU or equal	
DSA	11	DSA-WAP-11-01	C9120AXI-B-EDU or equal	
DSA	4	DSA-WAP-04-01	C9120AXI-B-EDU or equal	

EXISTING AS-BUILTS

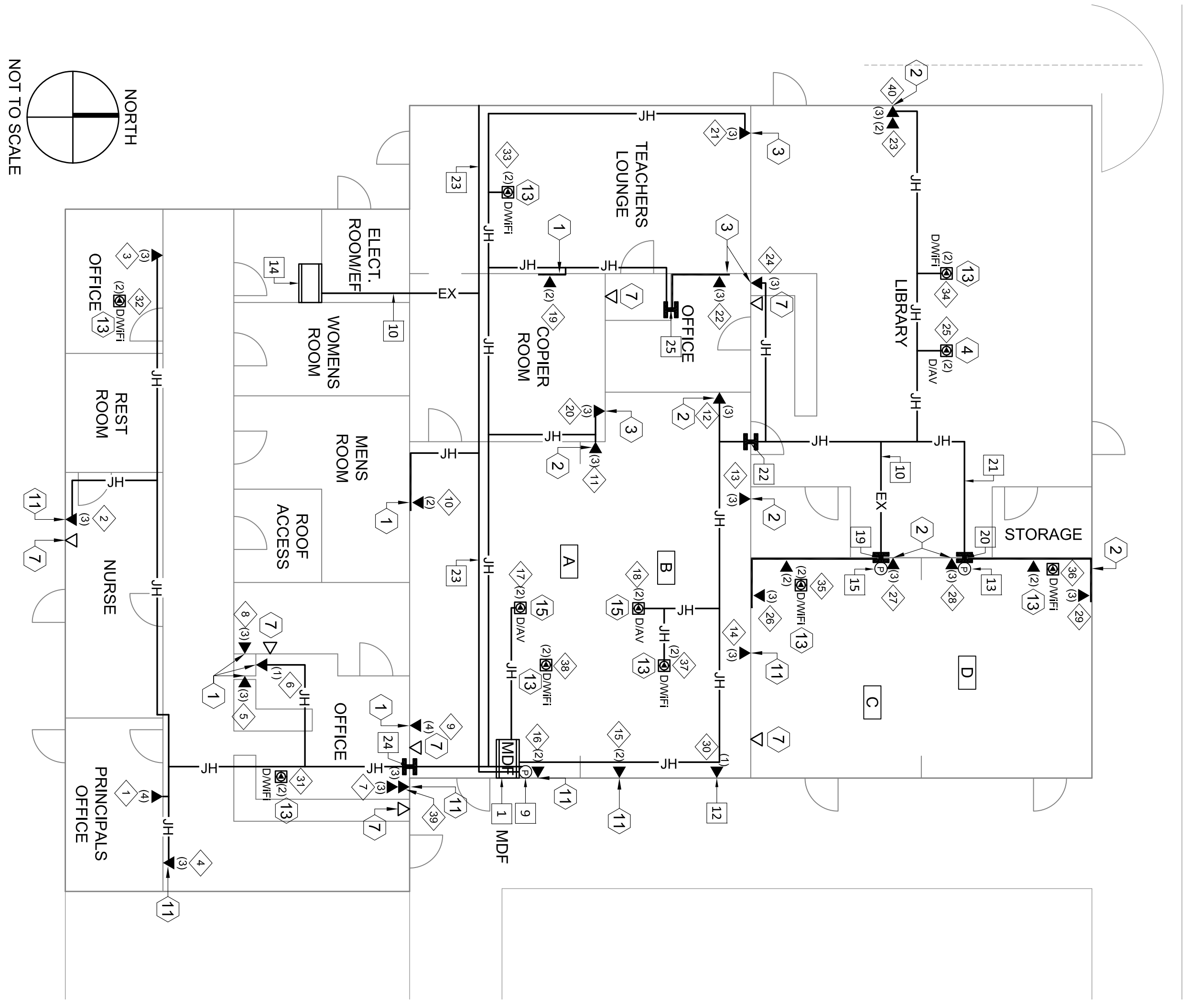
The attached as-builts are examples only. Field conditions may have changed

DROP LABELS

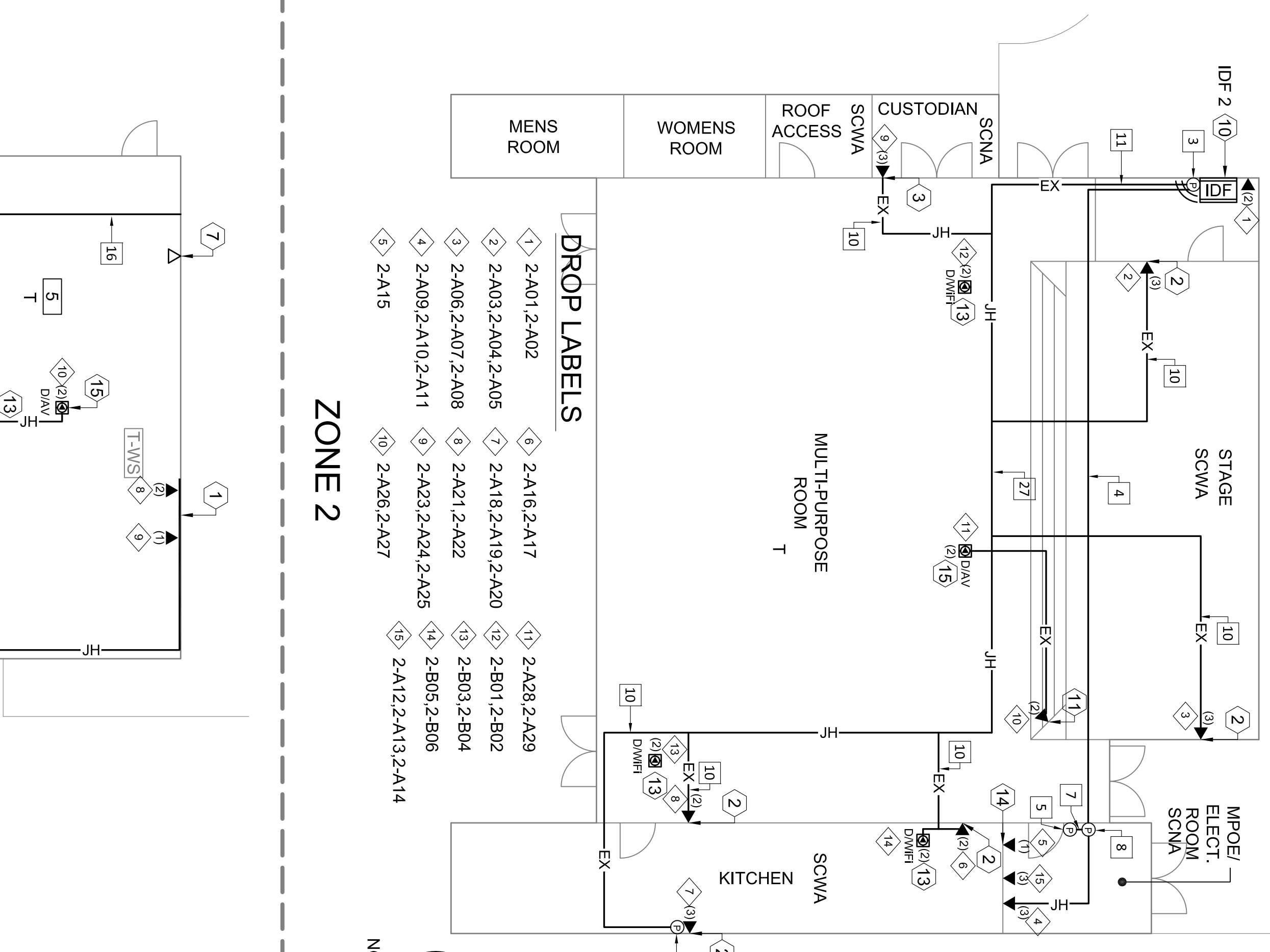
- 1-A01, 1-A02, 1-A03
- 1-A04
- 1-A05, 1-A06, 1-A07
- 1-A08, 1-A09, 1-A10
- 1-A11, 1-A12, 1-A13
- 1-A14, 1-A15, 1-A16
- 1-A17
- 1-A18, 1-A19, 1-A20
- 1-A24, 1-A25, 1-A26
- 1-A27, 1-A28, 1-A29
- 1-A30
- 1-A31, 1-A32
- 1-A33, 1-A34
- 1-A35
- 1-A36, 1-A37, 1-A38
- 1-A39, 1-A40, 1-A41
- 1-A42, 1-A43, 1-A44
- 1-A45, 1-A46
- 1-A47, 1-A48
- 1-B01, 1-B02
- 1-B03, 1-B04
- 1-B05, 1-B06
- 1-B07, 1-B08, 1-B09
- 1-B10, 1-B11, 1-B12
- 1-B13, 1-B14, 1-B15
- 1-B16, 1-B17, 1-B18
- 1-B19, 1-B20
- 1-B21, 1-B22, 1-B23
- 1-B24, 1-B25
- 1-B26, 1-B27, 1-B28
- 1-B29, 1-B30, 1-B31
- 1-B32, 1-B33, 1-B34
- 1-B35, 1-B36, 1-B37
- 1-B38
- 1-C01, 1-C02
- 1-C03, 1-C04
- 1-C05, 1-C06
- 1-C07, 1-C08
- 1-C09, 1-C10
- 1-C11, 1-C12
- 1-C13, 1-C14
- 1-C15, 1-C16
- 1-A21, 1-A22, 1-A23
- 1-B19, 1-B20

DROP LABELS

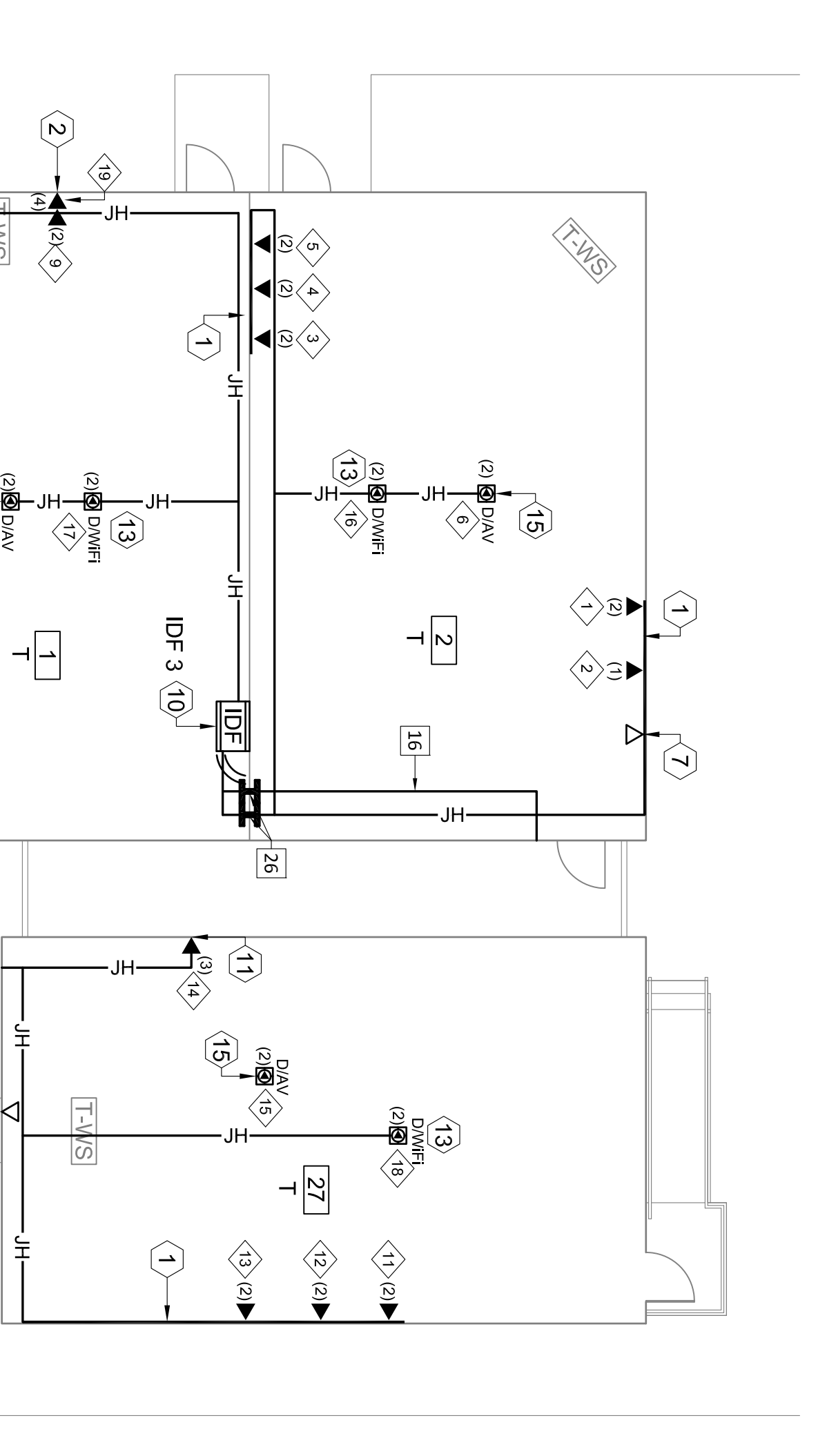
- 1-3A01, 3-A02
- 2-3A03
- 3-3A04, 3-A05
- 4-3A06, 3-A07
- 5-3A08, 3-A09
- 6-3A10, 3-A11
- 7-3A12, 3-A13
- 8-3A14
- 9-3A15, 3-A16
- 3-A21, 3-A22
- 3-A23, 3-A24
- 3-A25, 3-A26
- 3-A27, 3-A28
- 3-A32, 3-A33
- 3-A29, 3-A30
- 3-B01, 3-B02
- 3-B03, 3-B04
- 3-B05, 3-B06
- 3-A17, 3-A18, 3-A19, 3-A20



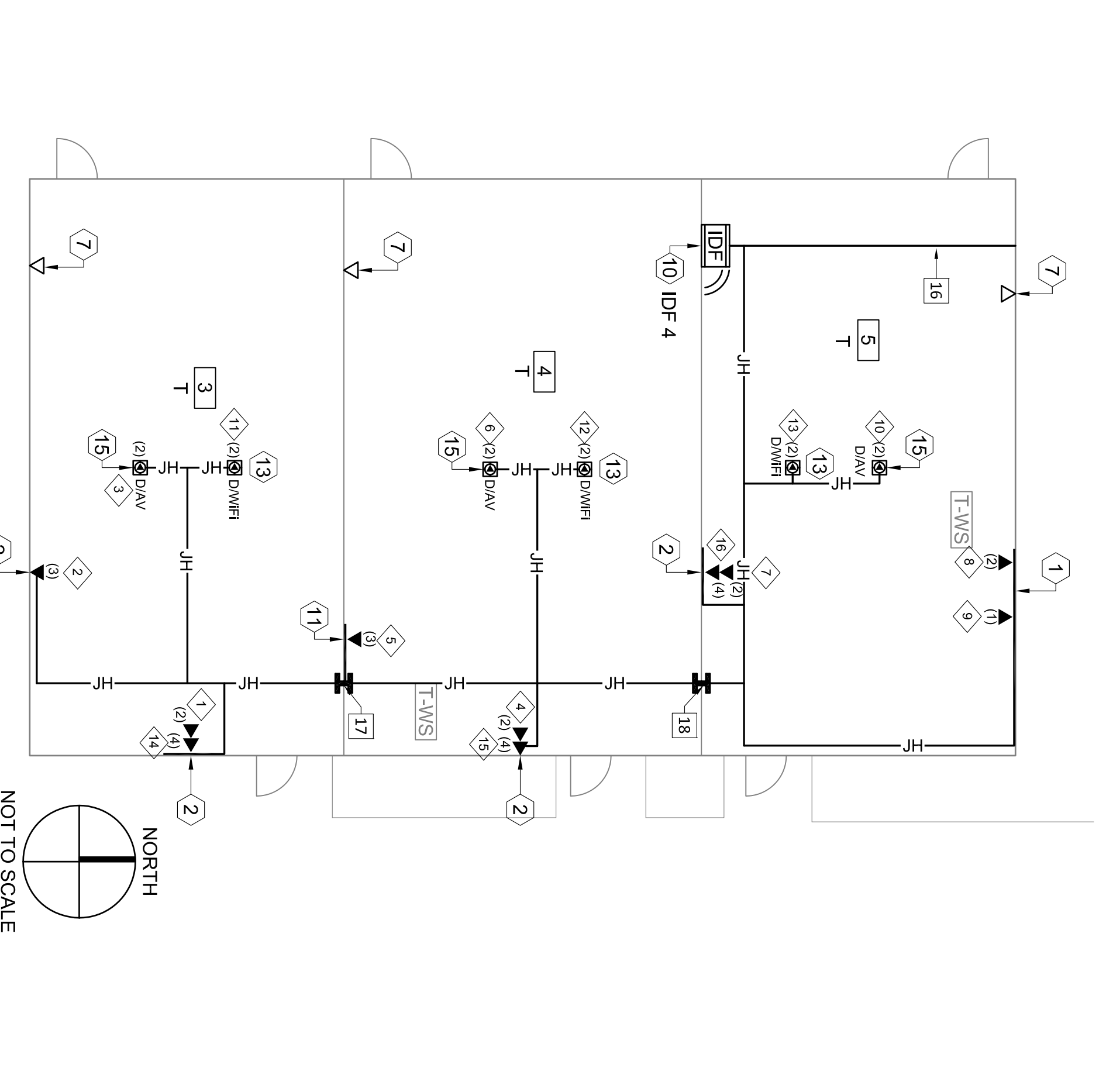
ZONE 1



ZONE 2



ZONE 3



ZONE 4

DROP LABELS

- 4-A01, 4-A02
- 4-A07, 4-A08, 4-A09
- 4-A10, 4-A11
- 4-A12, 4-A13
- 4-A18, 4-A19, 4-A20
- 4-A21, 4-A22
- 4-A23, 4-A24
- 4-A29, 4-A30
- 4-A31
- 4-A32, 4-A33
- 4-A04, 4-A05
- 4-A06
- 4-A14, 4-A15, 4-A16
- 4-A17
- 4-A25, 4-A26, 4-A27
- 4-A28
- 4-B05, 4-B06
- 4-B03, 4-B04
- 4-A28

KEYED REFERENCE NOTES:

- 1 (N) 84" H X 24" W X 30" D FLOOR MOUNT CABINET
- 2 (N) 36" H X 24" W X 30" D WALL MOUNT CABINET
- 3 IPB02 - (N) 18" H X 18" W X 6" D NEMA 1 PULLBOX
- 4 (N) 3" EMT, (N/2) MAXCELL, (N) 1BR1, (25M/12MM)
- 5 IPB04 - (E) 12" H X 12" W X 6" D NEMA 3R PULLBOX, (E) 2" UG TO HH-S1
- 6 IPB01 - (N) 6" H X 6" W X 4" D NEMA 1 PULLBOX
- 7 (N) 3" EMT, (N/2) MAXCELL, (N) 1BR1, (25M/12MM)
- 8 IPB03 - (N) 18" H X 18" W X 6" D NEMA 1 PULLBOX
- 9 IPB## - (N) 18" H X 18" W X 6" D NEMA 1 PULLBOX
- 10 (N) 1" EMT
- 11 (N) 2" EMT
- 12 (N) MARQUEE
- 13 IPB12 - (N) 8" H X 8" W X 6" D NEMA 1 PULLBOX
- 14 SCNA HUBBELL ISP CABINET
- 15 IPB11 - (N) 8" H X 8" W X 6" D NEMA 1 PULLBOX
- 16 (N) 1" INNERDUCT, (N) 1BR1, (25M/12MM)
- 17 (N) 2" PENETRATION/SLEEVE (TS) F5049, F5050
- 18 (N) 2" PENETRATION/SLEEVE (TS) F5047, F5048
- 19 (N) (2) 2" PENETRATION/SLEEVE (TS) F5009, F5010, F5011, F5012
- 20 (N) 2" PENETRATION/SLEEVE (TS) F5013, F5014
- 21 (N) 2" EMT
- 22 (N) (2) 2" PENETRATION/SLEEVE (TS) F5003, F5004, F5005, F5006
- 23 (N) (2) 1 1/2" INNERDUCT, (N) 8BR1, (25M/12MM)
- 24 (N) 3" PENETRATION/SLEEVE (TS) F5001, F5002
- 25 (N) 2" PENETRATION/SLEEVE (TS) F5045, F5046
- 26 (N) (2) 2" PENETRATION/SLEEVE (TS) F5041, F5042, F5043, F5044
- 27 (N) 2" SLEEVE

*THESE DRAWINGS WERE PREPARED AND DRAWN BY VECTOR USA

DRAWING ARCHIVE MAINTAINED BY INFORMATION TECHNOLOGY SOLUTIONS, LLC.



Revision No.	Description	Date

VARIOUS SITES
4850 PEDLEY ROAD
JURUPA VALLEY, CA 92509

5 ES TECH UPGRADE
E-RATE YEAR 18

CAMINO REAL ELEMENTARY SCHOOL
4655 CAMINO REAL, JURUPA VALLEY, CA
ZONE 1, 2, 3, & 4 AS-BUILT

Gary L. Hillier
ITS
COMMUNICATIONS DISTRIBUTION ENGINEER
NETWORKS ENGINEER
TELEPHONE ENGINEER

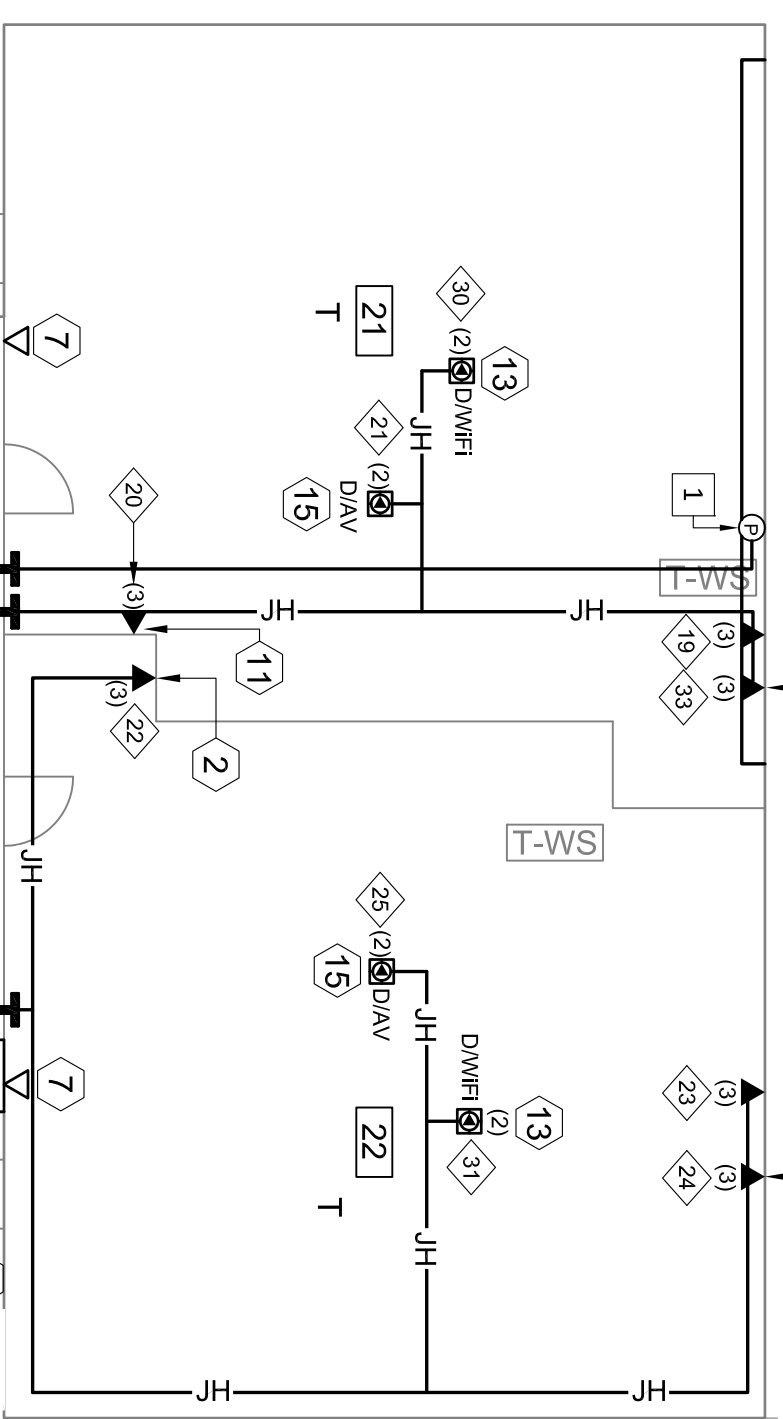
Approved By: ITS
Designed: ITS
Drawn By: LP
Checked: PM
Reviewed: JP

Date: 03/02/2016
ITS Project Number: 0814-4-273
Scale: NTS
Drawing Number: T1-3.1

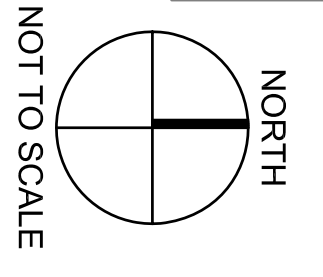
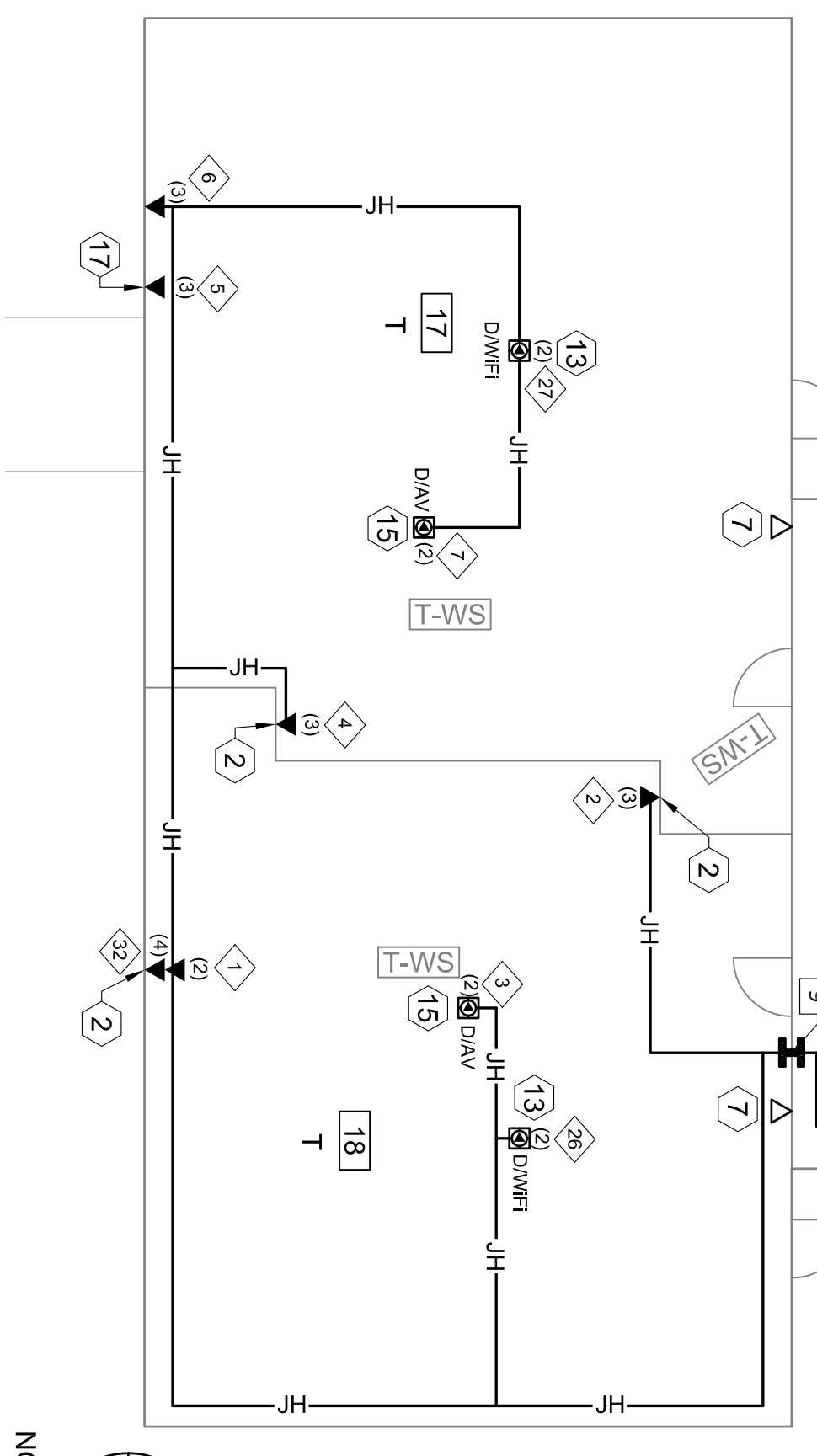


DROP LABELS

- 1 > 7-A01-7-A02
- 2 > 7-A07-7-A08,7-A09
- 3 > 7-A10-7-A11
- 4 > 7-A12-7-A13,7-A14
- 5 > 7-A15-7-A16,7-A17
- 6 > 7-A18-7-A19,7-A20
- 7 > 7-A21-7-A22
- 8 > 7-A23-7-A24,7-A25
- 9 > 7-A26-7-A27,7-A28
- 10 > 7-A29-7-A30
- 11 > 7-A31-7-A32
- 12 > 7-A33-7-A34
- 13 > 7-A35-7-A36
- 14 > 7-A37-7-A38,7-A39
- 15 > 7-A40-7-A41
- 16 > 7-A42-7-A43
- 17 > 7-A44-7-A45
- 18 > 7-A46-7-A47
- 19 > 7-A48-7-B01,7-B02
- 20 > 7-B06-7-B07,7-B08
- 21 > 7-B09-7-B10
- 22 > 7-B11-7-B12,7-B13
- 23 > 7-B14-7-B15,7-B16
- 24 > 7-B17-7-B18,7-B19
- 25 > 7-B20-7-B21
- 26 > 7-C01-7-C02
- 27 > 7-C03-7-C04
- 28 > 7-C05-7-C06
- 29 > 7-C07-7-C08
- 30 > 7-C09-7-C10
- 31 > 7-C11-7-C12
- 32 > 7-A03,7-A04,7-A05
- 33 > 7-A06
- 34 > 7-B03,7-B04,7-B05

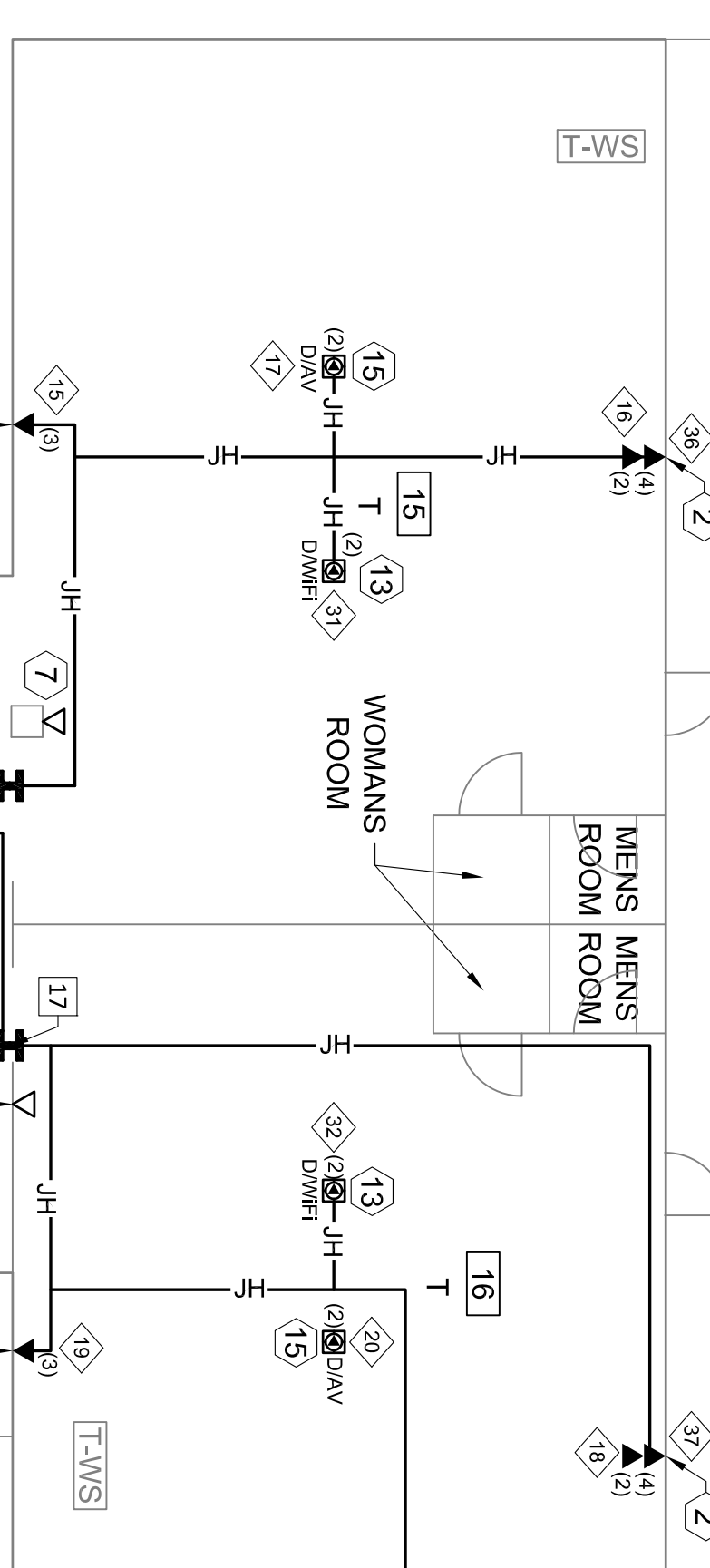


ZONE 7

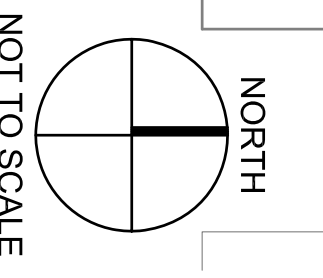
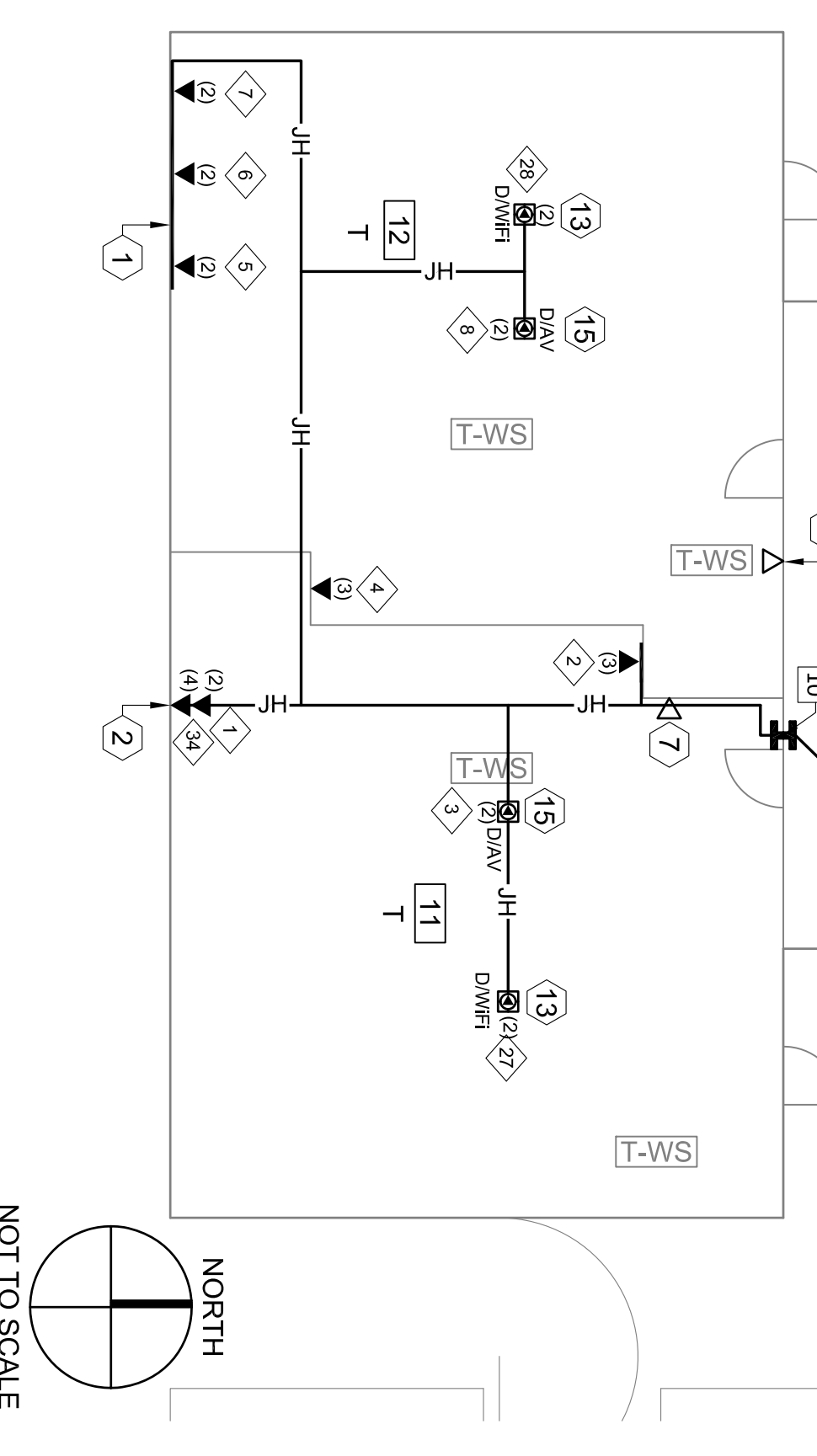


DROP LABELS

- 1 > 6-A01-6-A02
- 2 > 6-A07-6-A08,6-A09
- 3 > 6-A10-6-A11
- 4 > 6-A12-6-A13,6-A14
- 5 > 6-A15-6-A16
- 6 > 6-A17-6-A18
- 7 > 6-A19-6-A20
- 8 > 6-A21-6-A22
- 9 > 6-A23-6-A24,6-A25
- 10 > 6-A26-6-A27
- 11 > 6-A32-6-A33
- 12 > 6-A34-6-A35,6-A36
- 13 > 6-A37-6-A38,6-A39
- 14 > 6-A40-6-A41,6-A42
- 15 > 6-A43-6-A44
- 16 > 6-A45-6-A46,6-A47
- 17 > 6-A48-6-B01
- 18 > 6-B06-6-B07
- 19 > 6-B08-6-B09
- 20 > 6-B14-6-B15,6-B16
- 21 > 6-B17-6-B18
- 22 > 6-B19-6-B20
- 23 > 6-B21-6-B22
- 24 > 6-B23-6-B24
- 25 > 6-B25-6-B26
- 26 > 6-B27
- 27 > 6-B28-6-B29
- 28 > 6-C01-6-C02
- 29 > 6-C03-6-C04
- 30 > 6-C05-6-C06
- 31 > 6-C07-6-C08
- 32 > 6-C09-6-C10
- 33 > 6-C11-6-C12
- 34 > 6-C13-6-C14
- 35 > 6-A03-6-A04,6-A05
- 36 > 6-A28-6-A29,6-A30
- 37 > 6-A31
- 38 > 6-B02-6-B03,6-B04
- 39 > 6-B05
- 40 > 6-B10-6-B11,6-B12
- 41 > 6-B13



ZONE 6




KEYED REFERENCE NOTES:

- 1 IPB09 - (N) 12" H X 12" W X 6" D NEMA 1 PULLBOX
- 2 IPB08 - (N) 12" H X 12" W X 6" D NEMA 1 PULLBOX
- 3 FS040
- 4 FS039
- 5 IPB07 - (E) 12" H X 12" W X 6" D NEMA 1 PULLBOX
- 6 (N) 2" PENETRATION/SLEEVE FS079,FS080,FS081,FS082
- 7 (N) 2" PENETRATION/SLEEVE FS075,FS076
- 8 (N) 2" PENETRATION/SLEEVE FS077,FS078
- 9 (N) 2" PENETRATION/SLEEVE FS073,FS074
- 10 (N) 2" PENETRATION/SLEEVE FS063,FS064
- 11 (N) 2" PENETRATION/SLEEVE FS065,FS066
- 12 (N) 3" PENETRATION/SLEEVE FS067,FS068
- 13 IPB06 - (N) 12" H X 12" W X 6" D NEMA 1 PULLBOX
- 14 (N) 1" INNERDUCT,(N)1BR(125W/12MM)
- 15 (N) 1" EMT
- 16 (N) 2" PENETRATION/SLEEVE FS069,FS070
- 17 (N) 2" PENETRATION/SLEEVE FS071,FS072
- 18 (E) 2" (UG) TO HH-S2 (N)MAXCELL,(N)1BR(125W/12MM)
- 19 (N) 2" PENETRATION/SLEEVE FS083,FS084

*THESE DRAWINGS WERE PREPARED AND DRAWN BY VECTOR USA

Revision No.	Description	Date



ITS

 Information Technology Solutions, LLC

 Phone: (760) 368-9418

VARIOUS SITES
 4850 PEDLEY ROAD
 JURUPA VALLEY, CA 92509

5 ES TECH UPGRADE
E-RATE YEAR 18
CAMINO REAL ELEMENTARY SCHOOL
 4655 CAMINO REAL, JURUPA VALLEY, CA
ZONE 6 & 7 AS-BUILT

Gary L. Hillier


 CONSULTATIONS DISTRIBUTION ENGINEER
 NETWORK ENGINEER
 SYSTEMS ENGINEER

Approved By:	ITS
Designed:	ITS
Drawn By:	LP
Checked:	PM
Reviewed:	JP
Date:	03/02/2016
ITS Project Number:	0814-4-273
Scale:	NTS
Drawing Number:	T1-3.2



Jurupa Unified School District

DRAWING ARCHIVE MAINTAINED
 BY INFORMATION TECHNOLOGY
 SOLUTIONS, LLC.



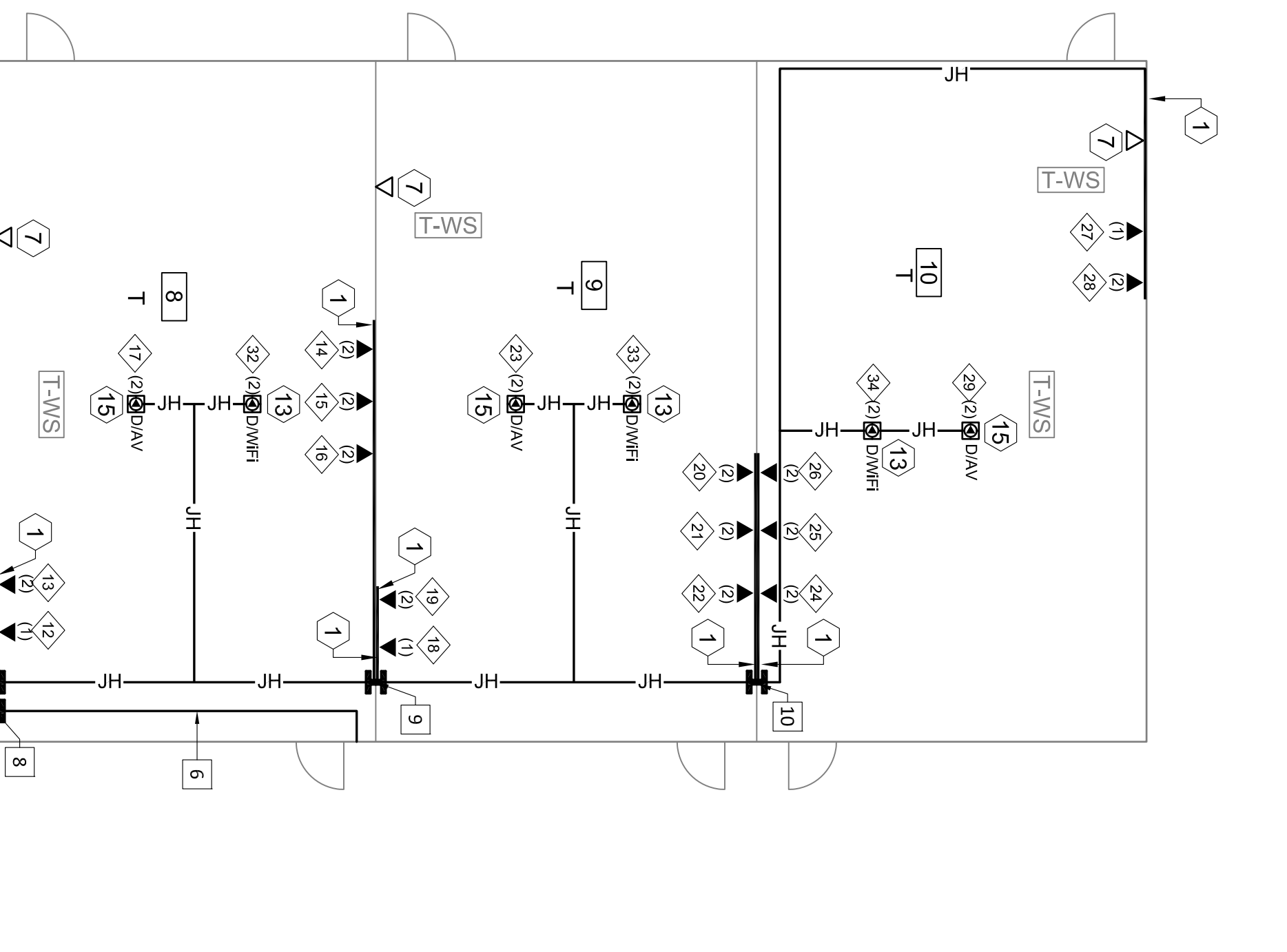
Information Technology Solutions, LLC
 4850 Pedley Road, Suite 200
 Jurupa Valley, CA 91783
 Phone: (760) 368-9418



Jurupa Unified School District

KEYED REFERENCE NOTES:

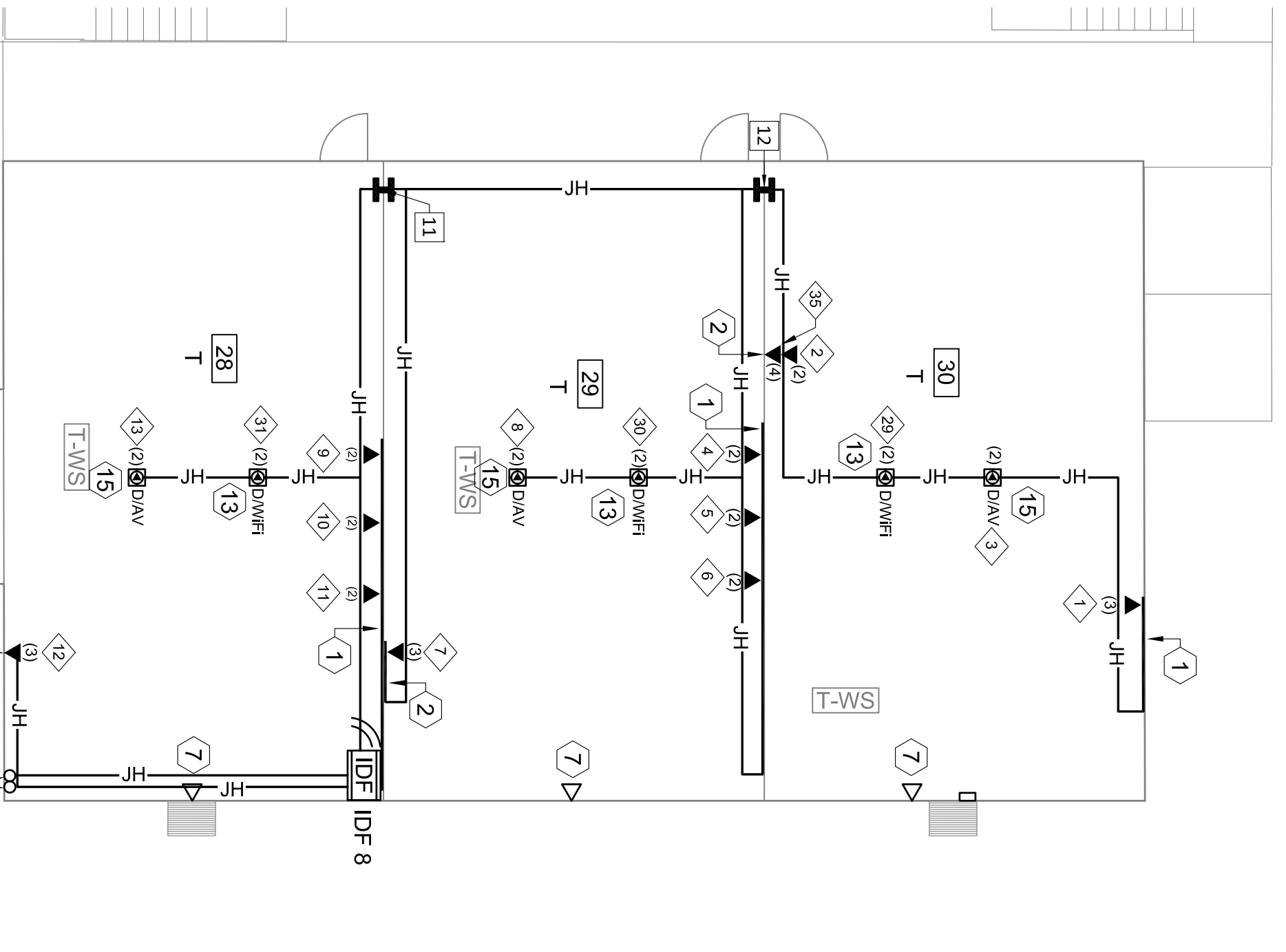
- 1 (N) 2" SEAL TIGHT FS099, FS100
- 2 (N) 2" SEAL TIGHT FS101, FS102
- 3 IP805 - (E) 12" X 12" W X 6" D NEMA 1 PULLBOX
- 4 (N) 3" PENETRATION/SLEEVE T052
- 5 (N) 2" PENETRATION/SLEEVE FS053, FS054
- 6 (N) 1" INNERDUCT, (N) 1.88(12.5M/12MM) FS051, FS052
- 7 (N) 3" PENETRATION/SLEEVE T056
- 8 (N) 2" PENETRATION/SLEEVE FS057, FS058
- 9 (N) 2" PENETRATION/SLEEVE T056
- 10 (N) 2" PENETRATION/SLEEVE FS055, FS056
- 11 (N) 2" PENETRATION/SLEEVE T056
- 12 (N) 2" PENETRATION/SLEEVE FS059, FS060
- 13 (N) 2" PENETRATION/SLEEVE T056
- 14 (N) 2" PENETRATION/SLEEVE FS061, FS062
- 15 (N) 2" PENETRATION/SLEEVE T056
- 16 (E) 2" RISER FROM FIRST FLOOR (FLOOR) FS087, FS088
- 17 (N) 2" PENETRATION/SLEEVE T056
- 18 (N) 2" PENETRATION/SLEEVE FS089, FS090
- 19 (E) 2" RISER TO SECOND FLOOR (CEILING) FS095, FS096
- 20 (N) 2" PENETRATION/SLEEVE T056
- 21 (N) 2" PENETRATION/SLEEVE FS091, FS092
- 22 (N) 2" PENETRATION/SLEEVE T056
- 23 (N) 2" PENETRATION/SLEEVE FS093, FS094
- 24 (E) 2" RISER FROM FIRST FLOOR (FLOOR) FS097, FS098



ZONE 5

DROP LABELS

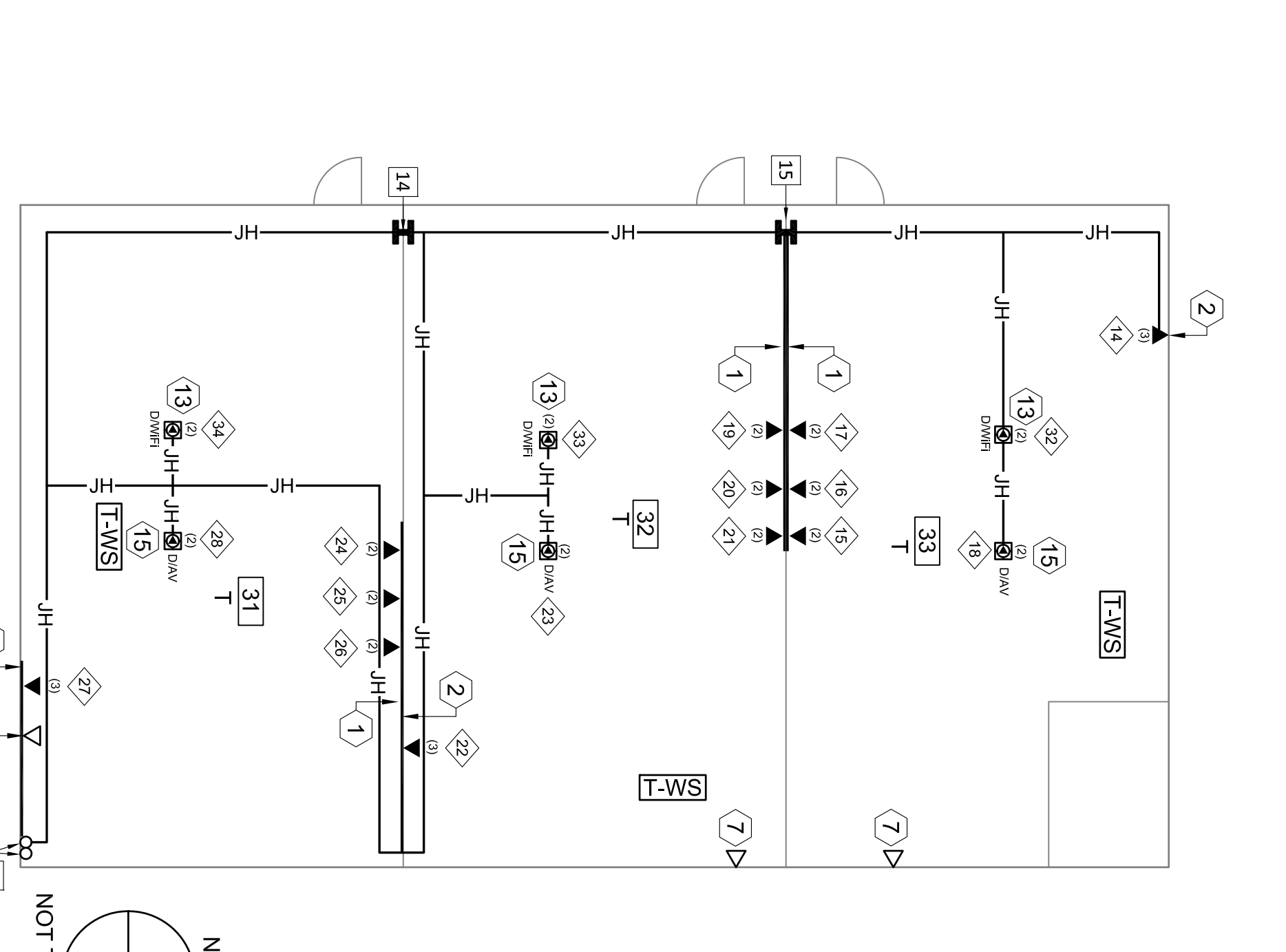
- | | |
|-----------------------|-----------------|
| 1 5-A01, 5-A02, 5-A03 | 20 5-B04, 5-B05 |
| 2 5-A04, 5-A05 | 21 5-B06, 5-B07 |
| 3 5-A06, 5-A07 | 22 5-C01, 5-C02 |
| 4 5-A08, 5-A09 | 23 5-C03, 5-C04 |
| 5 5-A10, 5-A11 | 24 5-C05, 5-C06 |
| 6 5-A12 | 25 5-C07, 5-C08 |
| 7 5-A13, 5-A14 | 26 5-C09, 5-C10 |
| 8 5-A15, 5-A16 | |
| 9 5-A17, 5-A18 | |
| 10 5-A19, 5-A20 | |
| 11 5-A21, 5-A22 | |
| 12 5-A23 | |
| 13 5-A24, 5-A25 | |
| 14 5-B03 | |



ZONE 8 FIRST LEVEL

DROP LABELS

- | | |
|------------------------|------------------------|
| 1 8-A01, 8-A02, 8-A03 | 14 8-A34, 8-A35, 8-A36 |
| 2 8-A04, 8-A05 | 15 8-A37, 8-A38 |
| 3 8-A10, 8-A11 | 16 8-A39, 8-A40 |
| 4 8-A12, 8-A13 | 17 8-A41, 8-A42 |
| 5 8-A14, 8-A15 | 18 8-A43, 8-A44 |
| 6 8-A16, 8-A17 | 19 8-A45, 8-A46 |
| 7 8-A18, 8-A19, 8-A20 | 20 8-A47, 8-A48 |
| 8 8-A21, 8-A22 | 21 8-B01, 8-B02 |
| 9 8-A23, 8-A24 | 22 8-B03, 8-B04, 8-B05 |
| 10 8-A25, 8-A26 | 23 8-B06, 8-B07 |
| 11 8-A27, 8-A28 | 24 8-B08, 8-B09 |
| 12 8-A29, 8-A30, 8-A31 | 25 8-B10, 8-B11 |
| 13 8-A32, 8-A33 | 26 8-B12, 8-B13 |
| | 27 8-B14, 8-B15, 8-B16 |
| | 28 8-B17, 8-B18 |

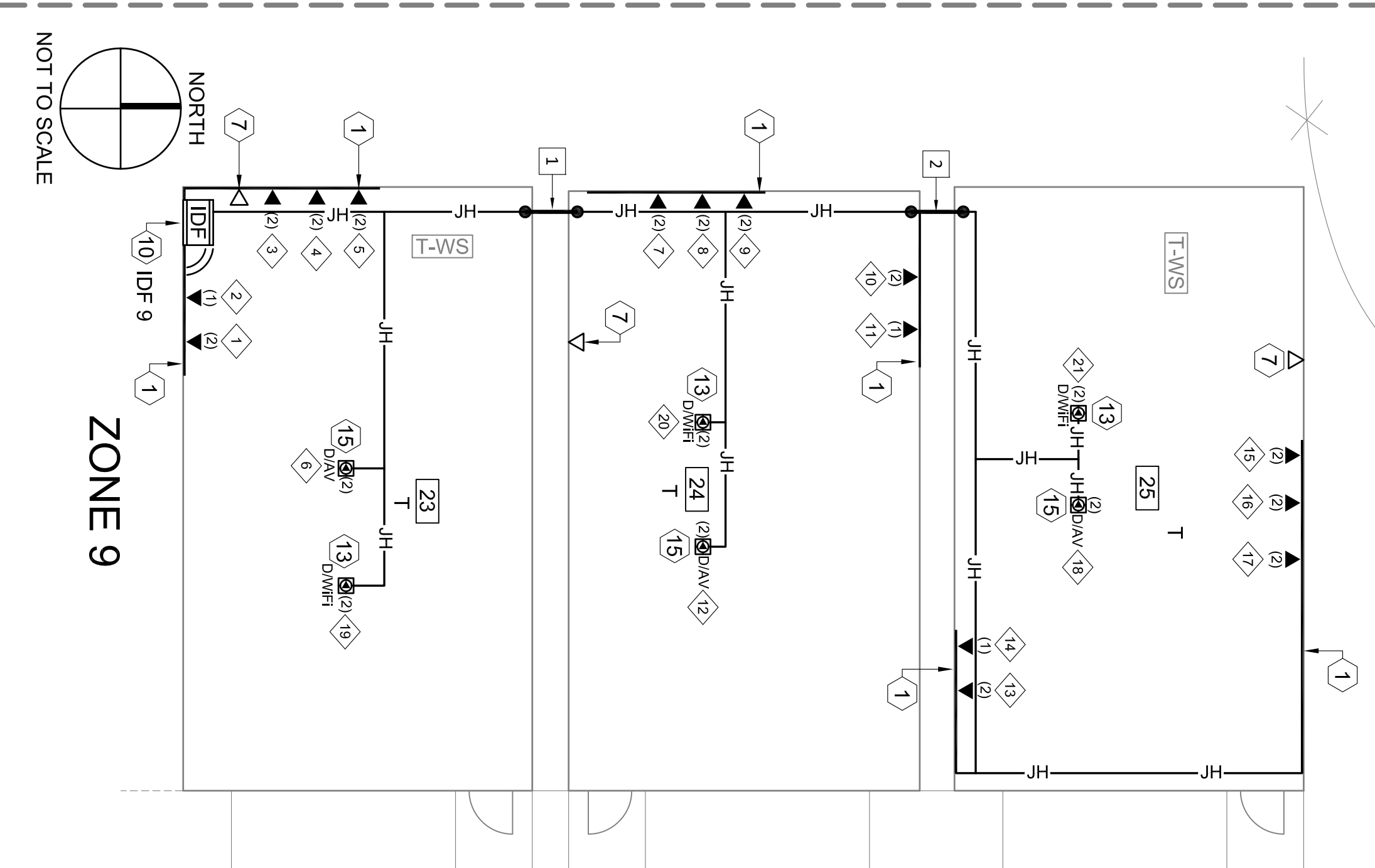


ZONE 8 SECOND LEVEL

DROP LABELS

- | | | | |
|----------------|-----------------|-----------------|-----------------|
| 1 9-A01, 9-A02 | 7 9-A12, 9-A13 | 12 9-A21, 9-A22 | 18 9-A32, 9-A33 |
| 2 9-A03 | 8 9-A14, 9-A15 | 13 9-A23, 9-A24 | 19 9-B01, 9-B02 |
| 3 9-A04, 9-A05 | 9 9-A16, 9-A17 | 14 9-A25 | 20 9-B03, 9-B04 |
| 4 9-A06, 9-A07 | 10 9-A18, 9-A19 | 15 9-A26, 9-A27 | 21 9-B05, 9-B06 |
| 5 9-A08, 9-A09 | 11 9-A20 | 16 9-A28, 9-A29 | |
| 6 9-A10, 9-A11 | | 17 9-A30, 9-A31 | |

ZONE 9



*THESE DRAWINGS WERE PREPARED AND DRAWN BY VECTOR USA

Revision No.	Description	Date

Gary L. Hiller
 CONSULTING ELECTRICAL ENGINEER
 NETWORKING TECHNOLOGY & SECURITY
 I.T.S. INC.
 106 3208
 QUINCY, CA 95715
 (916) 829-2000

VARIOUS SITES
 4850 PEDLEY ROAD
 JURUPA VALLEY, CA 92509

5 ES TECH UPGRADE
 E-RATE YEAR 18

CAMINO REAL ELEMENTARY SCHOOL
 4655 CAMINO REAL, JURUPA VALLEY, CA
 ZONE 5, 8, & 9 AS-BUILT

Approved By: ITS
 Designed: ITS
 Drawn By: LP
 Checked: PM
 Reviewed: JP
 Date: 03/02/2016
 ITS Project Number: 0814-4-273
 Scale: NTS
 Drawing Number: T1-3.3

PLOT SCALE:
DATE:

REF:

SIGNAL AS-BUILTS:

K-8 SCHOOL NO.5
11626 Forsythia Jurupa Valley, CA 91752

JURUPA UNIFIED SCHOOL DISTRICT

REVISIONS	BY

Time & Alarm Systems
 TELEPHONE • INTERCOM • SOUND • DIAL • FIRE ALARM • SECURITY • TELEVISION
 12255 Yarker Drive Jurupa Valley, CA 91752
 Tel: (951) 685-1761 Fax: (951) 685-1761
 U.I. License: U.I. Lic. RS24110

JURUPA UNIFIED SCHOOL DISTRICT

PROJECT TITLE:
Signal Plans for:
K-8 SCHOOL NO. 5
11626 Forsythia
Jurupa Valley, California 91752

DATE: 09-11-2018
DRAWN BY: A. MAGAT

SCALE: AS NOTED
SHEET: **F-0**
1 of 1

NOTES

- REFER TO GENERAL NOTES, DRAWING E0.1, FOR ADDITIONAL REQUIREMENTS.
- IT SHALL BE THE CONTRACTOR'S RESPONSIBILITY TO COORDINATE WITH THE SECURITY SYSTEM MANUFACTURER AND LOCATE MOTION DETECTORS FOR OPTIMUM COVERAGE.
- THE CONTRACTOR SHALL COORDINATE EXACT LOCATION OF ALL OUTLETS SHOWN ON THIS DRAWING WITH THE ARCHITECTURAL ELEVATIONS PRIOR TO ROUGH-IN. CONTRACTOR SHALL MAKE ADJUSTMENTS, AS REQUIRED, TO AVOID INTERFERENCES WITH OTHER OUTLETS AND/OR CASEWORK.
- THE CONTRACTOR SHALL BE RESPONSIBLE FOR COORDINATING ALL CEILING MOUNTED SIGNAL DEVICES WITH THE ARCHITECTURAL REFLECTED CEILING PLAN AND MAKING REQUIRED ADJUSTMENTS TO AVOID INTERFERENCES WITH LIGHTING FIXTURES AND CEILING GRIDS.
- REFER TO THE ELECTRICAL SPECIFICATIONS FOR EQUIPMENT AND WIRING REQUIREMENTS.
- THE CONTRACTOR SHALL COORDINATE WITH CASEWORK CONTRACTOR FOR EXACT LOCATIONS OF ALL OUTLETS AT CASEWORK.
- PoE INTERCOM SPEAKERS SHALL BE ZONED AS FOLLOWS:
 - A. CLASSROOMS - ONE ZONE OR INDEPENDENT PER CLASSROOM
 - B. OFFICES AND ADMINISTRATION - ONE ZONE
 - C. HALLWAYS - ONE ZONE
 - D. MPR AND KITCHEN - ONE ZONE
 - E. EXTERIOR - ONE ZONE

ARCHITECTS

WLC

CLIENT FOCUSED • PASSION

SOUTHERN CALIFORNIA
 8163 ROCHESTER AVENUE, SUITE 100
 RANCHO CUCAMONGA
 CALIFORNIA 91730-0729
 TEL: 909-987-0909
 www.wlccarchitects.com

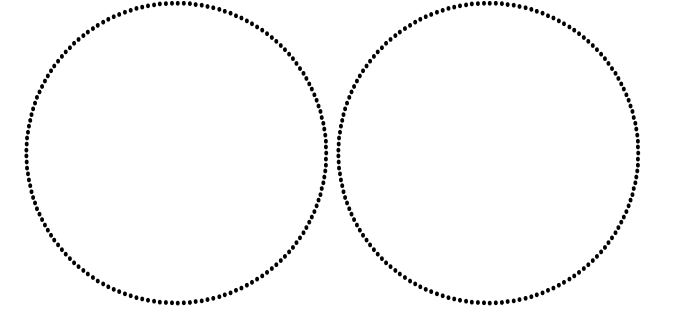
K-8 SCHOOL NO. 5

11626 FORSYTHIA
 JURUPA VALLEY, CA 91752

JURUPA UNIFIED SCHOOL DISTRICT

REFERENCE NOTES

- INSTALL 1-1/4" CONDUIT TO ATTIC SPACE AND CAT 6 DATA CABLES (QUANTITY AS SHOWN) ON 45 BOX AND SINGLE GANG PLATE. TYPICAL.
- INSTALL PLYWOOD BACKBOARD WALL TO MOUNT LOW VOLTAGE SYSTEMS. PAINT PLYWOOD WHITE. TYPICAL IN ALL DATA ROOMS.
- PROVIDE EXTRON WALL-VAULT SYSTEM #WVS-4000 COMPLETE WITH VIDEO SWITCHER, SPEAKERS, AUDIO AMPLIFIER, WALL MOUNTED CONTROLLER AND A/V INPUT OUTLETS. PROVIDE COMPLETE VOICE LIFT SYSTEM AND INSTALL INFRARED RECEIVER IN THE CENTER OF CLASSROOM. TYPICAL.
- 2X4 RECESSED CEILING MOUNTED SPEAKER PART OF EXTRON WALL-VAULT SYSTEM. INSTALL SPEAKER CABLE TO AUDIO AMPLIFIER. TYPICAL.
- INSTALL WALL MOUNTED PoE SPEAKER AND DIGITAL CLOCK COMBO. INSTALL CAT 6 DATA TO PoE POWER SUPPLY IN MDF/IDF ROOM. TYPICAL.
- INSTALL CEILING MOUNTED DATA OUTLETS AND CABLES (QUANTITY AS SHOWN). VERIFY EXACT LOCATION IN FIELD. TYPICAL.
- INSTALL CEILING MOUNTED PoE SPEAKER. INSTALL CAT 6 DATA TO PoE POWER SUPPLY IN MDF/IDF ROOM. REFER TO GENERAL NOTES FOR ZONING. TYPICAL.
- INSTALL CEILING OR CORNER MOUNT INTRUSION PIR MOTION DETECTOR AND CABLE TO SECURITY PANEL. VERIFY EXACT LOCATION IN FIELD. TYPICAL.
- INSTALL INTRUSION KEYPAD AND CABLE TO SECURITY PANEL. VERIFY EXACT LOCATION IN FIELD. TYPICAL.
- INSTALL INTRUSION DOOR CONTACT AND CABLE TO SECURITY PANEL. COORDINATE WITH DOOR HARDWARE CONTRACTOR. TYPICAL.
- INSTALL PROXIMITY CARD READER BY AMAG #S870-EX-KP FOR ALL EXTERIOR DOORS AND AMAG #S870 FOR ALL INTERIOR DOORS COMPLETE WITH CABLE TO ACCESS CONTROL PANEL. VERIFY EXACT LOCATION IN FIELD. TYPICAL.
- INSTALL ASSISTIVE LISTENING DEVICE PER SPECIFICATION. VERIFY EXACT LOCATION AND MOUNTING HEIGHT IN FIELD.
- INSTALL SOUND SYSTEM SPEAKER AND AUDIO SYSTEM PER SPECIFICATION. VERIFY EXACT LOCATION AND MOUNTING HEIGHT IN FIELD.
- INSTALL FLOOR MOUNTED OUTLETS IN FLOOR BOX BY ACE BACKSTAGE #122 SERIES OR APPROVED EQUAL. VERIFY EXACT LOCATION IN FIELD.
- INSTALL FLOOR MOUNTED OUTLETS IN FLOOR BOX BY WIREMOLD #RFB4 SERIES OR APPROVED EQUAL. VERIFY EXACT LOCATION IN FIELD. TYPICAL.
- PROVIDE EXTRON POLE-VAULT SYSTEM #PVS-4000 COMPLETE WITH VIDEO SWITCHER, WALL MOUNTED CONTROLLER AND A/V INPUT OUTLETS. CONNECT AUDIO OUTPUT TO SOUND SYSTEM.
- PROVIDE 120V POWER TO ACCESS CONTROL AND ELECTRIFIED DOOR POWER SUPPLY. COORDINATE WITH DOOR HARDWARE SPECIFICATIONS AND VERIFY EXACT LOCATION IN FIELD.



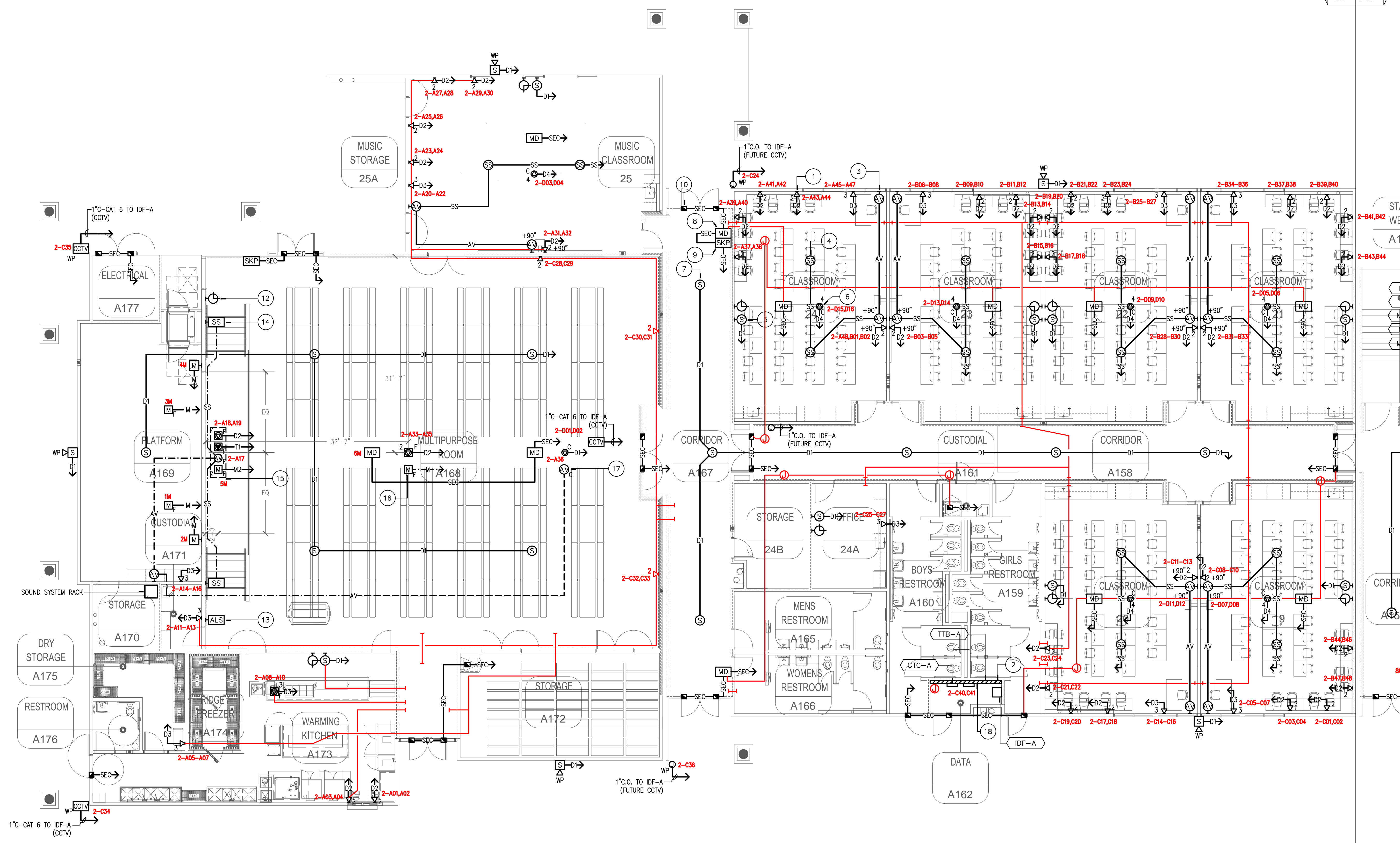
IDENTIFICATION STAMP DIV. OF THE EXECUTIVE DIRECTOR OFFICE OF REGULATION SERVICES	
APPL 04 - 114560	
AC _____	FLS _____
DATE _____	SS _____

NO	DATE	BY	DESCRIPTION

DRAWN:	CHECKED:
DATE: 03/15/16	SCALE:
PROJECT NUMBER: 1419300	


**FIRST FLOOR
 AREA A
 SIGNAL PLAN**

DRAWING NUMBER: **E4.1**



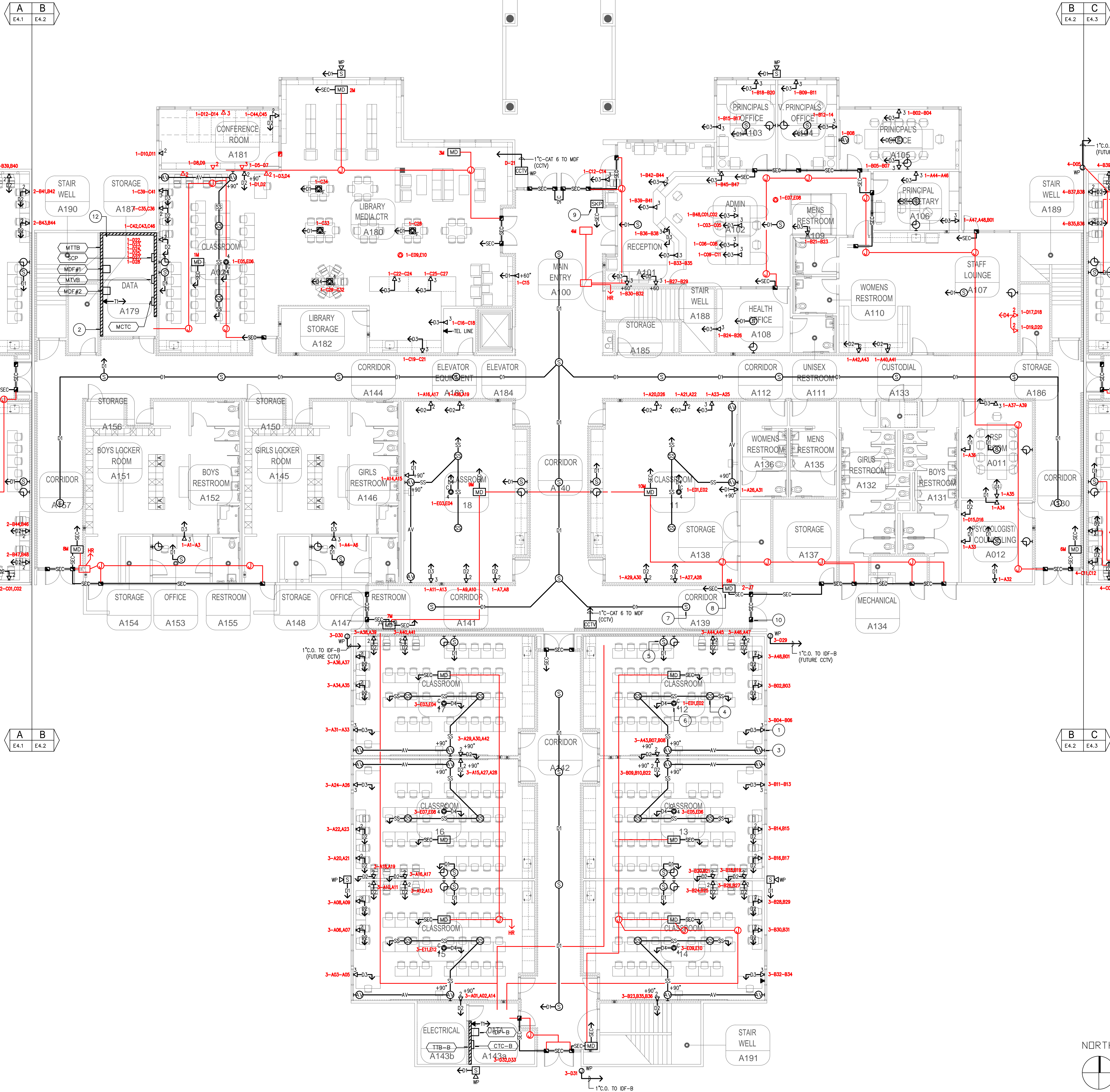
A B
E4.1 E4.2

A B
E4.1 E4.2



SCALE: 1/8"=1'-0"

FIRST FLOOR AREA A SIGNAL PLAN



NOTES


- REFER TO GENERAL NOTES, DRAWING E0.1, FOR ADDITIONAL REQUIREMENTS.
- IT SHALL BE THE CONTRACTOR'S RESPONSIBILITY TO COORDINATE WITH THE SECURITY SYSTEM MANUFACTURER AND LOCATE MOTION DETECTORS FOR OPTIMUM COVERAGE.
- THE CONTRACTOR SHALL COORDINATE EXACT LOCATION OF ALL OUTLETS SHOWN ON THIS DRAWING WITH THE ARCHITECTURAL ELEVATIONS PRIOR TO ROUGH-IN. CONTRACTOR SHALL MAKE ADJUSTMENTS, AS REQUIRED, TO AVOID INTERFERENCES WITH OTHER OUTLETS AND/OR CASEWORK.
- THE CONTRACTOR SHALL BE RESPONSIBLE FOR COORDINATING ALL CEILING MOUNTED SIGNAL DEVICES WITH THE ARCHITECTURAL REFLECTED CEILING PLAN AND MAKING REQUIRED ADJUSTMENTS TO AVOID INTERFERENCES WITH LIGHTING FIXTURES AND CEILING GRIDS.
- REFER TO THE ELECTRICAL SPECIFICATIONS FOR EQUIPMENT AND WIRING REQUIREMENTS.
- THE CONTRACTOR SHALL COORDINATE WITH CASEWORK CONTRACTOR FOR EXACT LOCATIONS OF ALL OUTLETS AT CASEWORK.
- PoE INTERCOM SPEAKERS SHALL BE ZONED AS FOLLOWS:
 A. CLASSROOMS - ONE ZONE OR INDEPENDENT PER CLASSROOM
 B. OFFICES AND ADMINISTRATION - ONE ZONE
 C. HALLWAYS - ONE ZONE
 D. MPR AND KITCHEN - ONE ZONE
 E. EXTERIOR - ONE ZONE

REFERENCE NOTES

- INSTALL 1-1/4" CONDUIT TO ATTIC SPACE AND CAT 6 DATA CALES (QUANTITY AS SHOWN) ON 45 BOX AND SINGLE GANG PLATE. TYPICAL.
- INSTALL PLYWOOD BACKBOARD WALL TO MOUNT LOW VOLTAGE SYSTEMS. PAINT PLYWOOD WHITE. TYPICAL IN ALL DATA ROOMS.
- PROVIDE EXTRON WALL-VULT SYSTEM #WVS-4000 COMPLETE WITH VIDEO SWITCHER, SPEAKERS, AUDIO AMPLIFIER, WALL MOUNTED CONTROLLER AND A/V INPUT OUTLETS. PROVIDE COMPLETE VOICE LIFT SYSTEM AND INSTALL INFRARED RECEIVER IN THE CENTER OF CLASSROOM. TYPICAL.
- 2X4 RECESSED CEILING MOUNTED SPEAKER PART OF EXTRON WALL-VULT SYSTEM. INSTALL SPEAKER CABLE TO AUDIO AMPLIFIER. TYPICAL.
- INSTALL WALL MOUNTED PoE SPEAKER AND DIGITAL CLOCK COMBO. INSTALL CAT 6 DATA TO PoE POWER SUPPLY IN MDF/IDF ROOM. TYPICAL.
- INSTALL CEILING MOUNTED DATA OUTLETS AND CABLES (QUANTITY AS SHOWN). VERIFY EXACT LOCATION IN FIELD. TYPICAL.
- INSTALL CEILING MOUNTED PoE SPEAKER. INSTALL CAT 6 DATA TO PoE POWER SUPPLY IN MDF/IDF ROOM. REFER TO GENERAL NOTES FOR ZONING. TYPICAL.
- INSTALL CEILING OR CORNER MOUNT INTRUSION PIR MOTION DETECTOR AND CABLE TO SECURITY PANEL. VERIFY EXACT LOCATION IN FIELD. TYPICAL.
- INSTALL INTRUSION KEYPAD AND CABLE TO SECURITY PANEL. VERIFY EXACT LOCATION IN FIELD. TYPICAL.
- INSTALL INTRUSION DOOR CONTACT AND CABLE TO SECURITY PANEL. COORDINATE WITH DOOR HARDWARE CONTRACTOR. TYPICAL.
- INSTALL PROXIMITY CARD READER BY AMAG #S870-EX-KP FOR ALL EXTERIOR DOORS AND AMAG #S870 FOR ALL INTERIOR DOORS COMPLETE WITH CABLE TO ACCESS CONTROL PANEL. VERIFY EXACT LOCATION IN FIELD. TYPICAL.
- PROVIDE 120V POWER TO ACCESS CONTROL AND ELECTRIFIED DOOR POWER SUPPLY. COORDINATE WITH DOOR HARDWARE SPECIFICATIONS AND VERIFY EXACT LOCATION IN FIELD.

ARCHITECTS
WLC
 CLIENT FOCUSED • PASSION
SOUTHERN CALIFORNIA
 8163 ROCHESTER AVENUE, SUITE 100
 RANCHO CUCAMONGA
 CALIFORNIA 91730-0729
 TEL: 909-987-0909
 www.wlccarchitects.com

K-8 SCHOOL NO. 5
 11626 FORSYTHIA
 JURUPA VALLEY, CA 91752
JURUPA UNIFIED SCHOOL DISTRICT




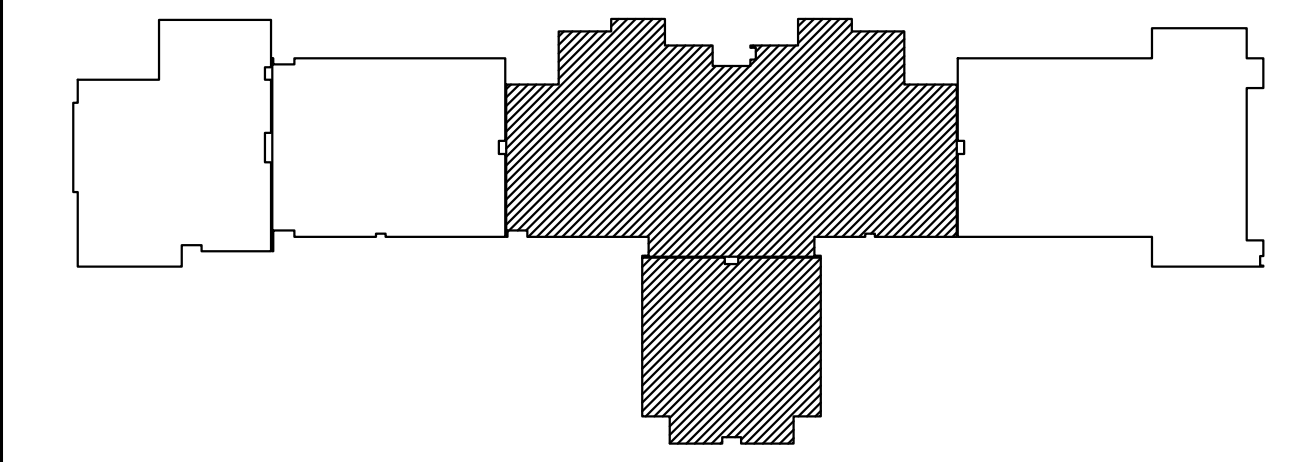
IDENTIFICATION STAMP BY: [] DATE: []	APPL 04 - 114560 AC: [] DATE: []
--	--

NO	DATE	BY	DESCRIPTION

DRAWN: []	CHECKED: []
DATE: 03/15/16	SCALE: []
PROJECT NUMBER: 1419300	

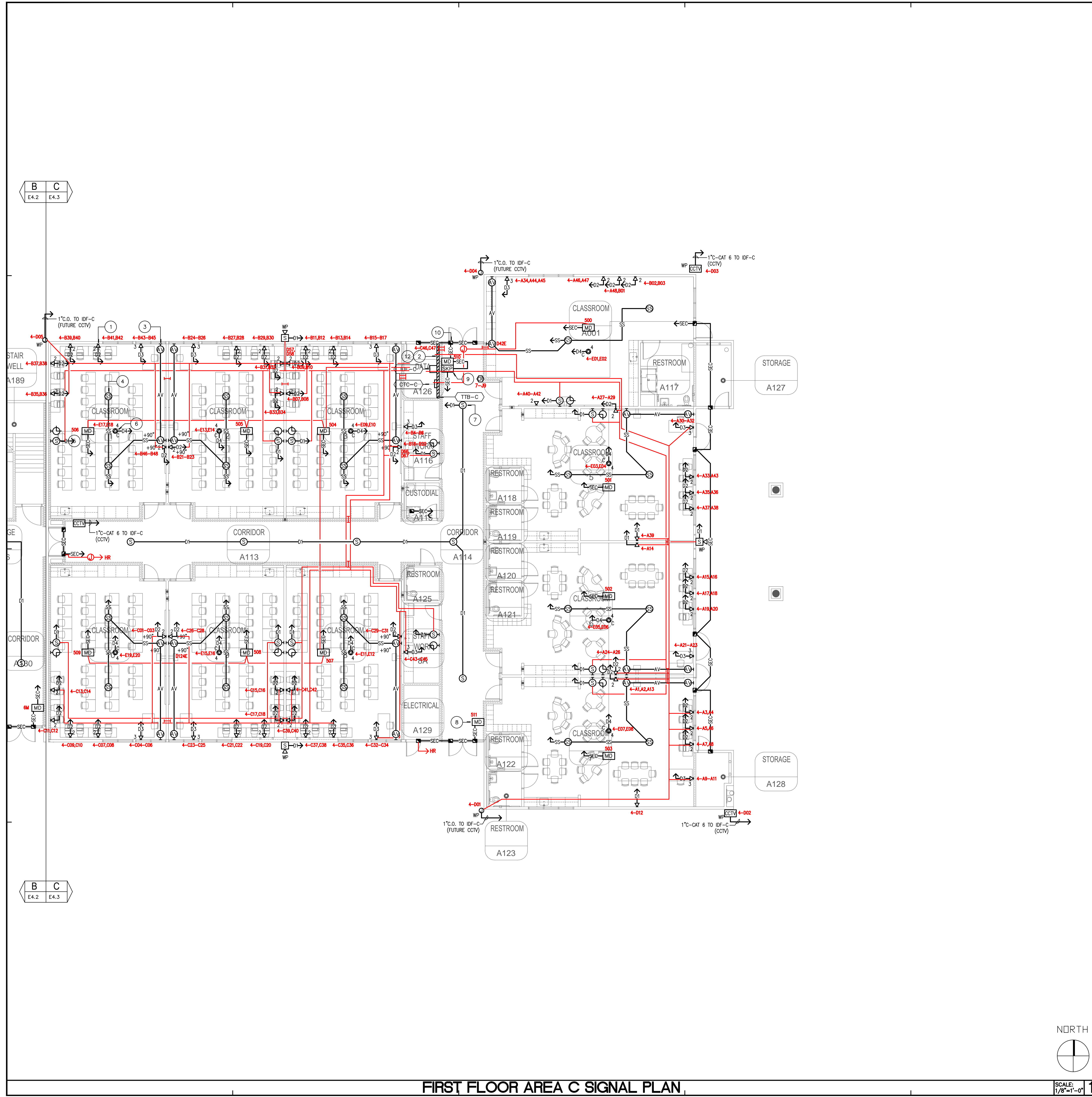
**FIRST FLOOR
 AREA B
 SIGNAL PLAN**

DRAWING NUMBER: **E4.2**



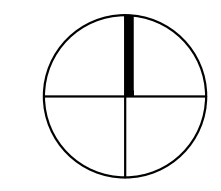
SCALE: 1/8"=1'-0"

FIRST FLOOR AREA B SIGNAL PLAN



FIRST FLOOR AREA C SIGNAL PLAN

NORTH



SCALE: 1/8"=1'-0"

NOTES

- REFER TO GENERAL NOTES, DRAWING E0.1, FOR ADDITIONAL REQUIREMENTS.
- IT SHALL BE THE CONTRACTOR'S RESPONSIBILITY TO COORDINATE WITH THE SECURITY SYSTEM MANUFACTURER AND LOCATE MOTION DETECTORS FOR OPTIMUM COVERAGE.
- THE CONTRACTOR SHALL COORDINATE EXACT LOCATION OF ALL OUTLETS SHOWN ON THIS DRAWING WITH THE ARCHITECTURAL ELEVATIONS PRIOR TO ROUGH-IN. CONTRACTOR SHALL MAKE ADJUSTMENTS, AS REQUIRED, TO AVOID INTERFERENCES WITH OTHER OUTLETS AND/OR CASEWORK.
- THE CONTRACTOR SHALL BE RESPONSIBLE FOR COORDINATING ALL CEILING MOUNTED SIGNAL DEVICES WITH THE ARCHITECTURAL REFLECTED CEILING PLAN AND MAKING REQUIRED ADJUSTMENTS TO AVOID INTERFERENCES WITH LIGHTING FIXTURES AND CEILING GRIDS.
- REFER TO THE ELECTRICAL SPECIFICATIONS FOR EQUIPMENT AND WIRING REQUIREMENTS.
- THE CONTRACTOR SHALL COORDINATE WITH CASEWORK CONTRACTOR FOR EXACT LOCATIONS OF ALL OUTLETS AT CASEWORK.
- PoE INTERCOM SPEAKERS SHALL BE ZONED AS FOLLOWS:
 A. CLASSROOMS - ONE ZONE OR INDEPENDENT PER CLASSROOM
 B. OFFICES AND ADMINISTRATION - ONE ZONE
 C. HALLWAYS - ONE ZONE
 D. MPR AND KITCHEN - ONE ZONE
 E. EXTERIOR - ONE ZONE

REFERENCE NOTES

- INSTALL 1-1/4" CONDUIT TO ATTIC SPACE AND CAT 6 DATA CALES (QUANTITY AS SHOWN) ON 45 BOX AND SINGLE GANG PLATE. TYPICAL.
- INSTALL PLYWOOD BACKBOARD WALL TO MOUNT LOW VOLTAGE SYSTEMS. PAINT PLYWOOD WHITE. TYPICAL IN ALL DATA ROOMS.
- PROVIDE EXTRON WALL-VAULT SYSTEM #WVS-4000 COMPLETE WITH VIDEO SWITCHER, SPEAKERS, AUDIO AMPLIFIER, WALL MOUNTED CONTROLLER AND A/V INPUT OUTLETS. PROVIDE COMPLETE VOICE LIFT SYSTEM AND INSTALL INFRARED RECEIVER IN THE CENTER OF CLASSROOM. TYPICAL.
- 2X4 RECESSED CEILING MOUNTED SPEAKER PART OF EXTRON WALL-VAULT SYSTEM. INSTALL SPEAKER CABLE TO AUDIO AMPLIFIER. TYPICAL.
- INSTALL WALL MOUNTED PoE SPEAKER AND DIGITAL CLOCK COMBO. INSTALL CAT 6 DATA TO PoE POWER SUPPLY IN MDF/DF ROOM. TYPICAL.
- INSTALL CEILING MOUNTED DATA OUTLETS AND CABLES (QUANTITY AS SHOWN). VERIFY EXACT LOCATION IN FIELD. TYPICAL.
- INSTALL CEILING MOUNTED PoE SPEAKER. INSTALL CAT 6 DATA TO PoE POWER SUPPLY IN MDF/DF ROOM. REFER TO GENERAL NOTES FOR ZONING. TYPICAL.
- INSTALL CEILING OR CORNER MOUNT INTRUSION PIR MOTION DETECTOR AND CABLE TO SECURITY PANEL. VERIFY EXACT LOCATION IN FIELD. TYPICAL.
- INSTALL INTRUSION KEYPAD AND CABLE TO SECURITY PANEL. VERIFY EXACT LOCATION IN FIELD. TYPICAL.
- INSTALL INTRUSION DOOR CONTACT AND CABLE TO SECURITY PANEL. COORDINATE WITH DOOR HARDWARE CONTRACTOR. TYPICAL.
- INSTALL PROXIMITY CARD READER BY AMAG #S870-EX-KP FOR ALL EXTERIOR DOORS AND AMAG #S870 FOR ALL INTERIOR DOORS COMPLETE WITH CABLE TO ACCESS CONTROL PANEL. VERIFY EXACT LOCATION IN FIELD. TYPICAL.
- PROVIDE 120V POWER TO ACCESS CONTROL AND ELECTRIFIED DOOR POWER SUPPLY. COORDINATE WITH DOOR HARDWARE SPECIFICATIONS AND VERIFY EXACT LOCATION IN FIELD.

ARCHITECTS
WLC
 CLIENT FOCUSED • PASSION
SOUTHERN CALIFORNIA
 8163 ROCHESTER AVENUE, SUITE 100
 RANCHO CUCAMONGA
 CALIFORNIA 91730-0729
 TEL: 909-987-0909
 www.wlcarchitects.com

K-8 SCHOOL NO. 5
 11626 FORSYTHIA
 JURUPA VALLEY, CA 91752
JURUPA UNIFIED SCHOOL DISTRICT

IDENTIFICATION STAMP
 SW OF THE ENGINE ARCHITECT
 OFFICE OF REGULATION SERVICES
 APPL 04 - 114560
 AC _____ FLS _____ SS _____
 DATE _____

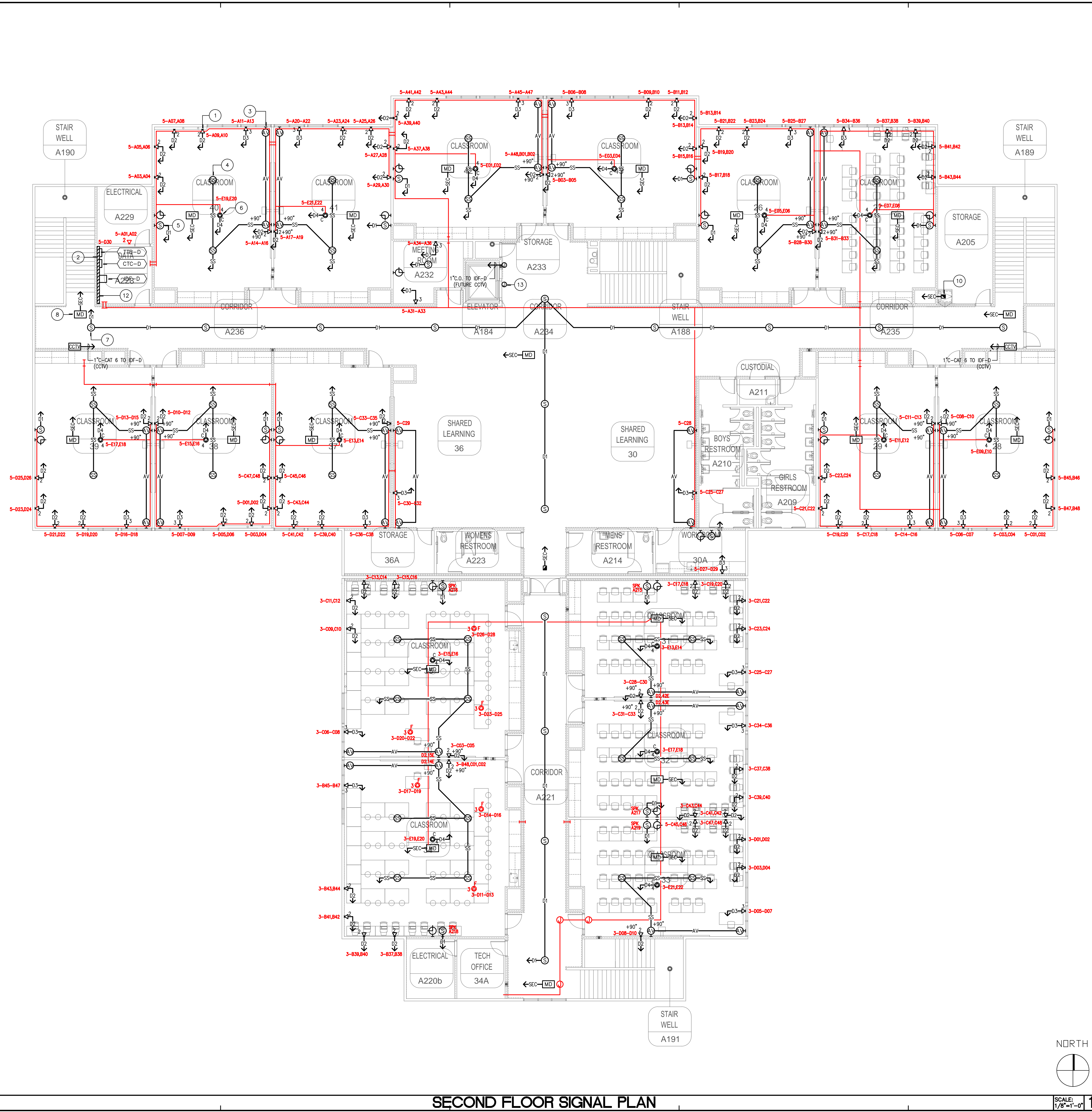
NO	DATE	BY	DESCRIPTION

REVISIONS

DRAWN:	CHECKED:
DATE: 03/15/16	SCALE:
PROJECT NUMBER: 1419300	

**FIRST FLOOR
 AREA C
 SIGNAL PLAN**

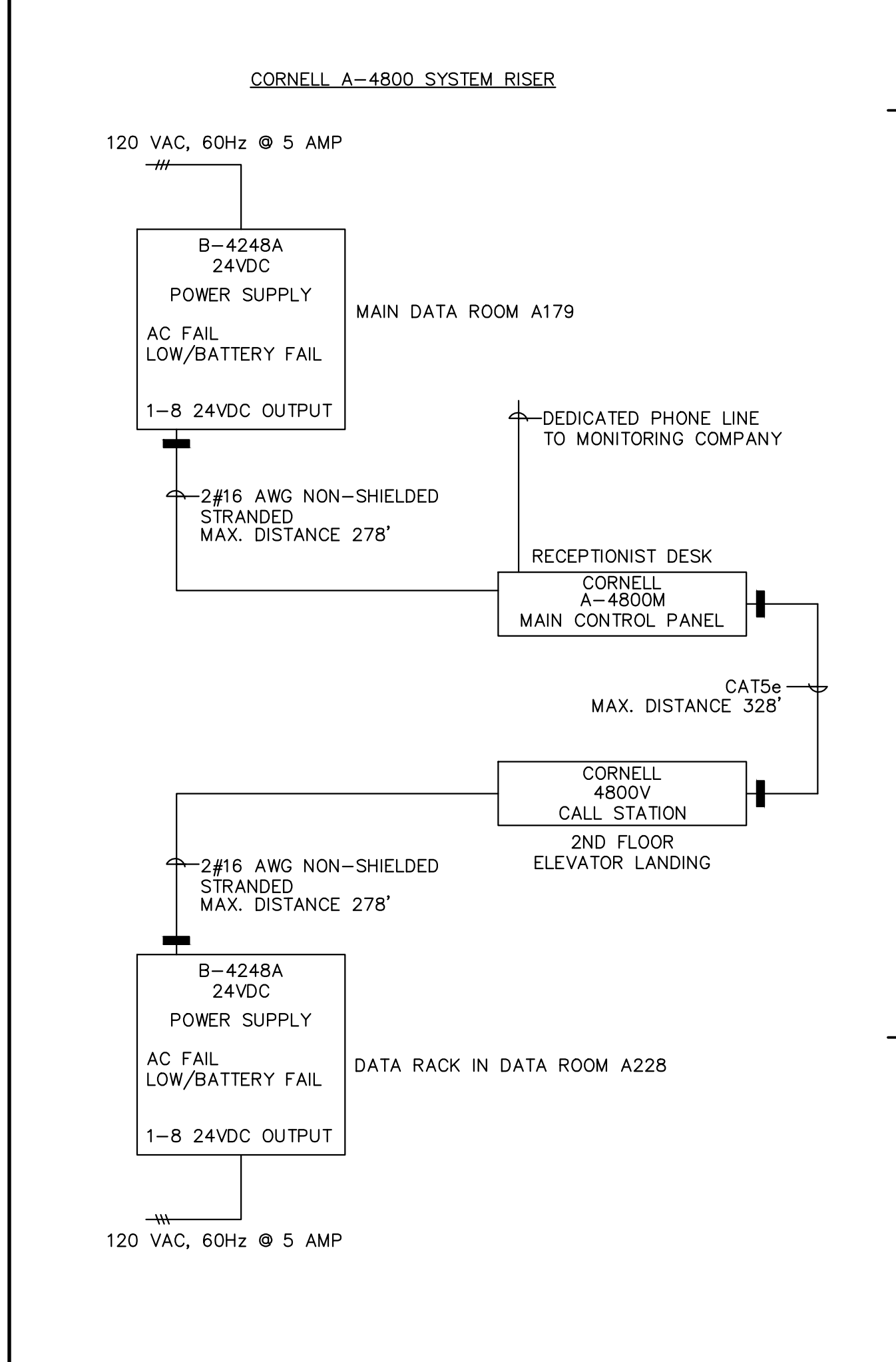
DRAWING NUMBER: **E4.3**



NOTES

- REFER TO GENERAL NOTES, DRAWING E0.1, FOR ADDITIONAL REQUIREMENTS.
- IT SHALL BE THE CONTRACTOR'S RESPONSIBILITY TO COORDINATE WITH THE SECURITY SYSTEM MANUFACTURER AND LOCATE MOTION DETECTORS FOR OPTIMUM COVERAGE.
- THE CONTRACTOR SHALL COORDINATE EXACT LOCATION OF ALL OUTLETS SHOWN ON THIS DRAWING WITH THE ARCHITECTURAL ELEVATIONS PRIOR TO ROUGH-IN. CONTRACTOR SHALL MAKE ADJUSTMENTS, AS REQUIRED, TO AVOID INTERFERENCES WITH OTHER OUTLETS AND/OR CASEWORK.
- THE CONTRACTOR SHALL BE RESPONSIBLE FOR COORDINATING ALL CEILING MOUNTED SIGNAL DEVICES WITH THE ARCHITECTURAL REFLECTED CEILING PLAN AND MAKING REQUIRED ADJUSTMENTS TO AVOID INTERFERENCES WITH LIGHTING FIXTURES AND CEILING GRIDS.
- REFER TO THE ELECTRICAL SPECIFICATIONS FOR EQUIPMENT AND WIRING REQUIREMENTS.
- THE CONTRACTOR SHALL COORDINATE WITH CASEWORK CONTRACTOR FOR EXACT LOCATIONS OF ALL OUTLETS AT CASEWORK.
- POE INTERCOM SPEAKERS SHALL BE ZONED AS FOLLOWS:
 A. CLASSROOMS - ONE ZONE OR INDEPENDENT PER CLASSROOM
 B. OFFICES AND ADMINISTRATION - ONE ZONE
 C. HALLWAYS - ONE ZONE
 D. MPR AND KITCHEN - ONE ZONE
 E. EXTERIOR - ONE ZONE

ELEVATOR CALL RISER DIAGRAM



REFERENCE NOTES

- INSTALL 1-1/4" CONDUIT TO ATTIC SPACE AND CAT 6 DATA CALES (QUANTITY AS SHOWN) ON 4S BOX AND SINGLE GANG PLATE. TYPICAL.
- INSTALL PLYWOOD BACKBOARD WALL TO MOUNT LOW VOLTAGE SYSTEMS. PAINT PLYWOOD WHITE. TYPICAL IN ALL DATA ROOMS.
- PROVIDE EXTRON WALL-VALUET SYSTEM #WVS-4000 COMPLETE WITH VIDEO SWITCHER, SPEAKERS, AUDIO AMPLIFIER, WALL MOUNTED CONTROLLER AND A/V INPUT OUTLETS. PROVIDE COMPLETE VOICE LIFT SYSTEM AND INSTALL INFRARED RECEIVER IN THE CENTER OF CLASSROOM. TYPICAL.
- 2X4 RECESSED CEILING MOUNTED SPEAKER PART OF EXTRON WALL-VALUET SYSTEM. INSTALL SPEAKER CABLE TO AUDIO AMPLIFIER. TYPICAL.
- INSTALL WALL MOUNTED PoE SPEAKER AND DIGITAL CLOCK COMBO. INSTALL CAT 6 DATA TO PoE POWER SUPPLY IN MDF/IDF ROOM. TYPICAL.
- INSTALL CEILING MOUNTED DATA OUTLETS AND CABLES (QUANTITY AS SHOWN). VERIFY EXACT LOCATION IN FIELD. TYPICAL.
- INSTALL CEILING MOUNTED PoE SPEAKER. INSTALL CAT 6 DATA TO PoE POWER SUPPLY IN MDF/IDF ROOM. REFER TO GENERAL NOTES FOR ZONING. TYPICAL.
- INSTALL CEILING OR CORNER MOUNT INTRUSION PIR MOTION DETECTOR AND CABLE TO SECURITY PANEL. VERIFY EXACT LOCATION IN FIELD. TYPICAL.
- INSTALL INTRUSION KEYPAD AND CABLE TO SECURITY PANEL. VERIFY EXACT LOCATION IN FIELD. TYPICAL.
- INSTALL INTRUSION DOOR CONTACT AND CABLE TO SECURITY PANEL. COORDINATE WITH DOOR HARDWARE CONTRACTOR. TYPICAL.
- INSTALL PROXIMITY CARD READER BY AMAG #S870-EX-KP FOR ALL EXTERIOR DOORS AND AMAG #S870 FOR ALL INTERIOR DOORS COMPLETE WITH CABLE TO ACCESS CONTROL PANEL. VERIFY EXACT LOCATION IN FIELD. TYPICAL.
- PROVIDE 120V POWER TO ACCESS CONTROL AND ELECTRIFIED DOOR POWER SUPPLY. COORDINATE WITH DOOR HARDWARE SPECIFICATIONS AND VERIFY EXACT LOCATION IN FIELD.
- INSTALL ELEVATOR CALL STATION AT +48" AFF TO CENTER OF SWITCH AND PROVIDE ALL NECESSARY MOUNTING HARDWARE. REFER TO WIRING DIAGRAM THIS SHEET FOR OTHER REQUIREMENTS.

FILE: 33-3

NO	DATE	BY	DESCRIPTION
REVISIONS			

DRAWN: _____ CHECKED: _____
 DATE: 03/15/16 SCALE: _____
 PROJECT NUMBER: 1419300

SECOND FLOOR SIGNAL PLAN

DRAWING NUMBER: **E4.4**

ARCHITECTS
WLC
 CLIENT FOCUSED • PASSION
SOUTHERN CALIFORNIA
 8163 ROCHESTER AVENUE, SUITE 100
 RANCHO CUCAMONGA
 CALIFORNIA 91730-0729
 TEL: 909-987-0909
 www.wlccarchitects.com

K-8 SCHOOL NO. 5
 11626 FORSYTHIA
 JURUPA VALLEY, CA 91752
JURUPA UNIFIED SCHOOL DISTRICT

IDENTIFICATION STAMP
 DIV. OF THE EXECUTIVE DIRECTOR
 OFFICE OF REGULATION SERVICES
 APPL 04 - 114560
 AC _____ FLS _____ SS _____
 DATE _____



Information Technology Solutions, LLC
 Phone: (760) 366-4118

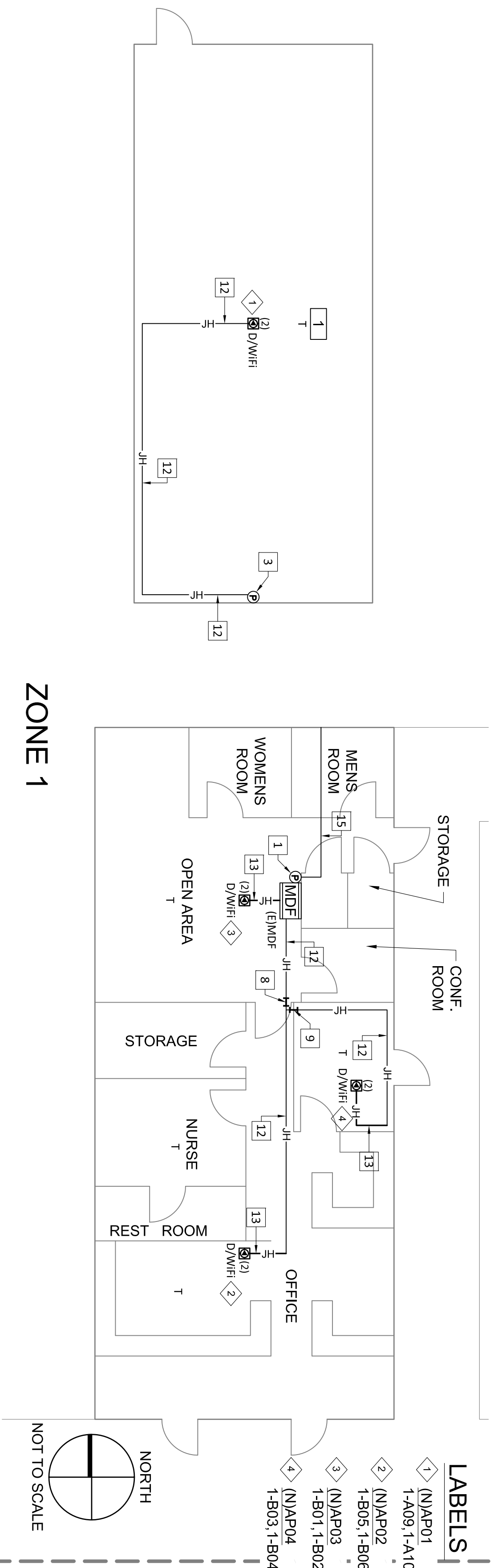


Jurupa Unified School District

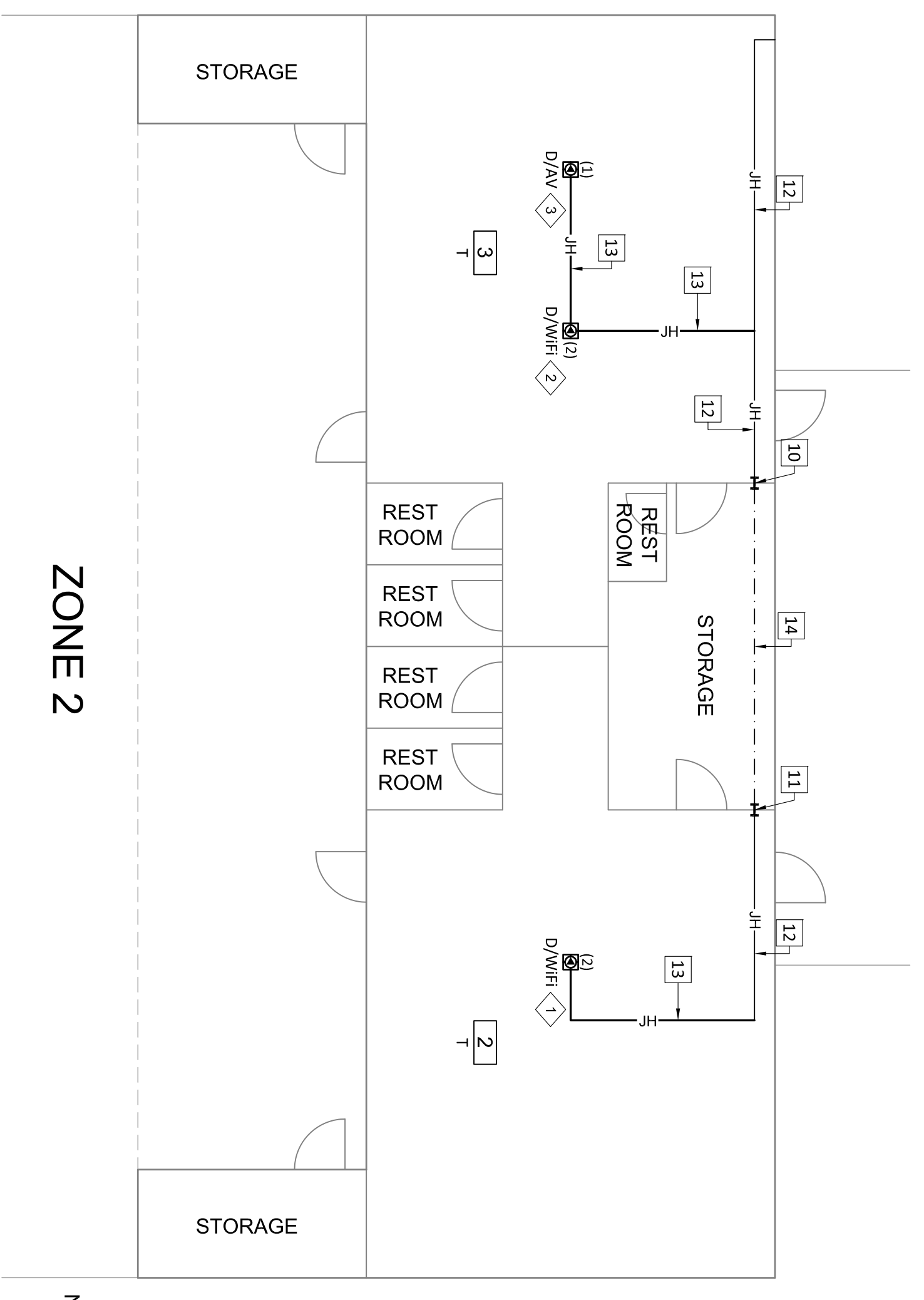
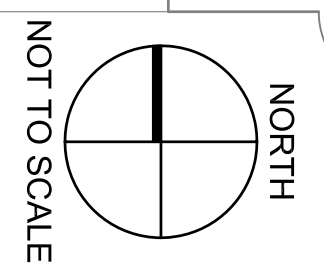
Revision No.	Description	Date

- KEYED REFERENCE NOTES:**
- 1 IPB18 - (E) 18"H X 18"W X 6"D NEMA 1 PULLBOX
 - 2 IPB## - (E) 12"H X 12"W X 6"D NEMA 1 PULLBOX
 - 3 IPB17 - (E) 12"H X 12"W X 6"D NEMA 1 PULLBOX
 - 4 (E) 18"H X 18"W X 6"D NEMA 3R PULLBOX
 - 5 (E) (2) 2" PENETRATION/SLEEVE FS011,FS012,FS013,FS014
 - 6 (E) (2) 2" PENETRATION/SLEEVE FS015,FS016,FS017,FS018
 - 7 (E) 2" PENETRATION/SLEEVE FS021,FS022
 - 8 (E) 2" PENETRATION/SLEEVE FS102,FS103
 - 9 (E) 2" PENETRATION/SLEEVE FS104,FS105
 - 10 (E) 2" PENETRATION/SLEEVE FS112,FS113
 - 11 (E) 2" PENETRATION/SLEEVE FS114,FS115
 - 12 (E) J-HOOK PATHWAY
 - 13 (N) J-HOOK PATHWAY
 - 14 (E) 5400 RACEWAY
 - 15 (E) 2" GRC
 - 16 IPB24 - (E) 12"H X 12"W X 6"D NEMA 1 PULLBOX

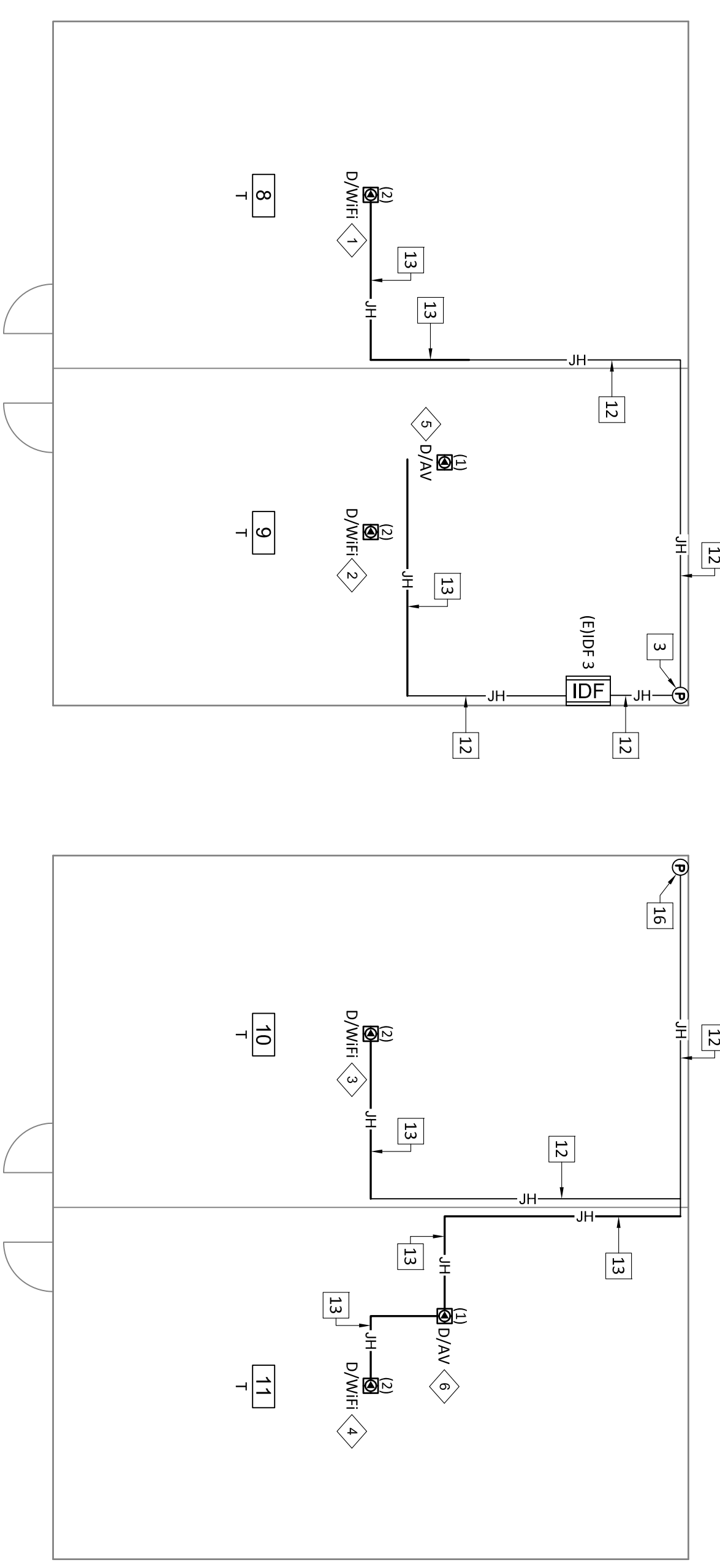
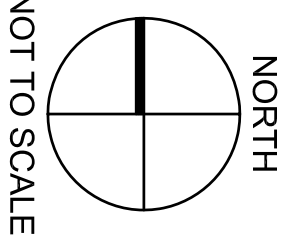
*THESE DRAWINGS WERE PREPARED AND DRAWN BY VECTOR USA



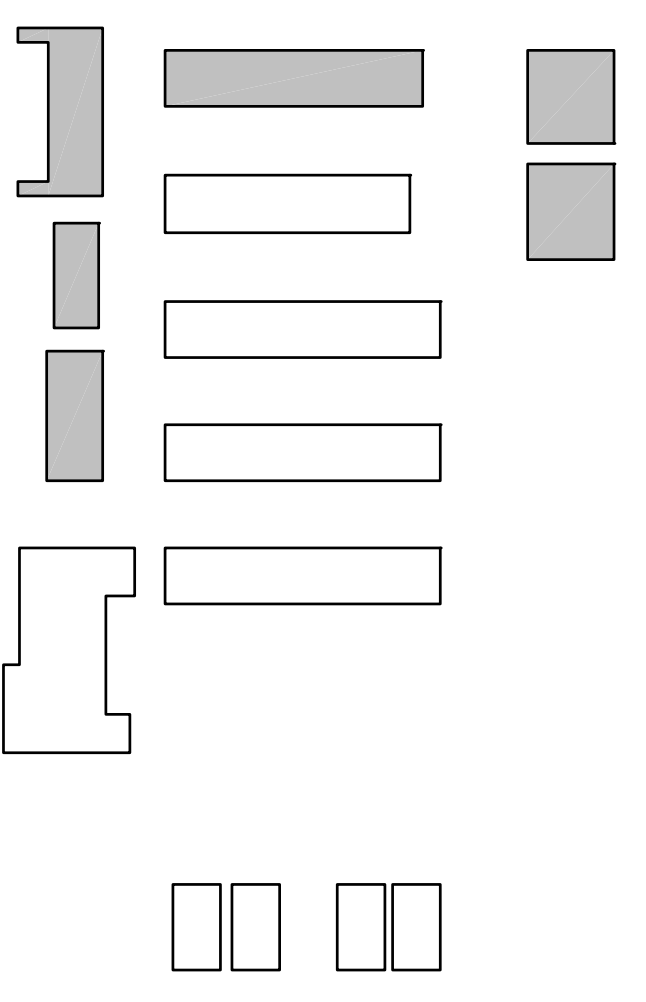
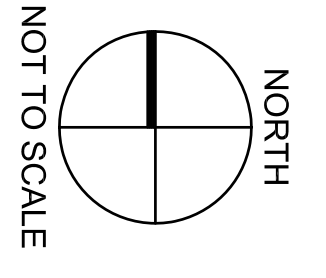
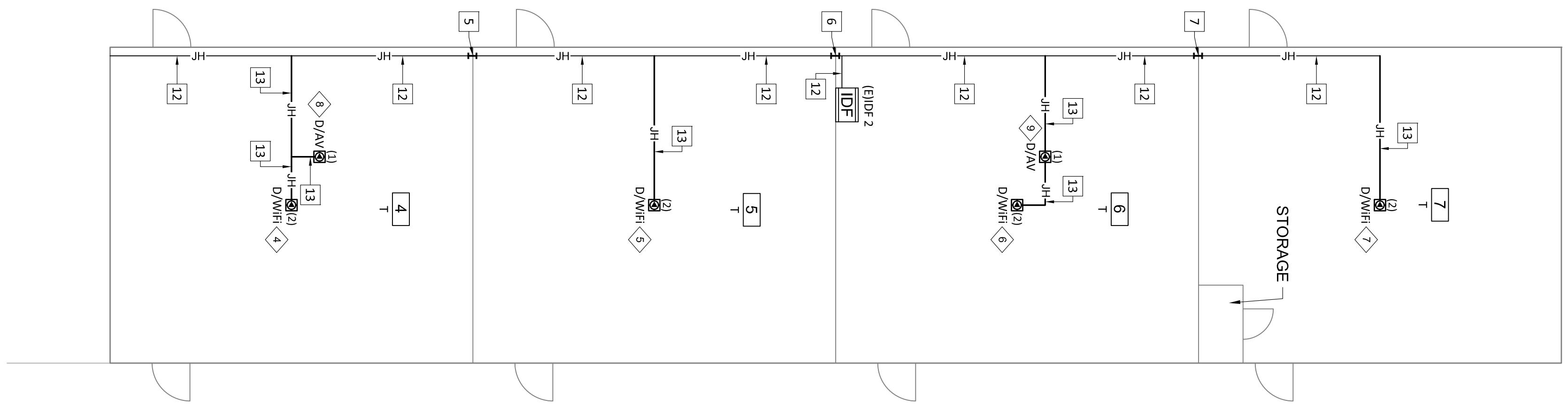
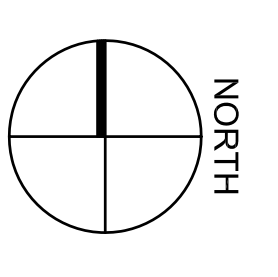
- LABELS**
- 1 (N)AP01 2-A09,1-A10
 - 2 (N)AP02 1-B05,1-B06
 - 3 (N)AP03 1-B01,1-B02
 - 4 (N)AP04 1-B03,1-B04



- LABELS**
- 1 (N)AP05 2-D01,2-D02
 - 2 (N)AP06 2-D03,2-D04
 - 3 2-C01
 - 4 (N)AP07 2-D05,2-D06
 - 5 (N)AP08 2-D07,2-D08
 - 6 (N)AP09 2-D09,2-D10
 - 7 (N)AP10 2-D11,2-D12
 - 8 2-C02
 - 9 2-C03



- LABELS**
- 1 (N)AP11 3-B01,3-B02
 - 2 (N)AP12 3-B03,3-B04
 - 3 (N)AP13 3-B05,3-B06
 - 4 (N)AP14 3-B07,3-B08
 - 5 3-A45
 - 6 3-A46



<p>VARIOUS SITES 4850 PEDLEY ROAD JURUPA VALLEY, CA 92509</p>	 No. 22208 Expires 06/28/2023 COMMUNICATIONS • SECURITY • AUDIO & VISUAL NETWORK, TRANSPORT SYSTEMS ENGINEER 11111 W. 111TH AVENUE, SUITE 11111	<p>11 ES Wifi UPGRADE E-RATE YEAR 18</p> <p>GLEN AVON ELEMENTARY SCHOOL 4352 PYRITE ST., JURUPA VALLEY, CA ZONE 1, 2, & 3 AS-BUILT</p>
<p>Approved By: ITS</p> <p>Design: ITS</p> <p>Drawn By: LP</p> <p>Checked: PM</p> <p>Reviewed: JP</p> <p>Date: 03/02/2016</p> <p>ITS Project Number: 1014-283</p> <p>Scale: NTS</p> <p>Drawing Number: T1-3.1</p>		



Information Technology Solutions, LLC
 Phone: (760) 366-4118



Jurupa Unified School District

KEYED REFERENCE NOTES:

- 1 (E) 2" PENETRATION/SLEEVE FS029, FS030
- 2 (E) 2" PENETRATION/SLEEVE FS033, FS034
- 3 (E) 2" PENETRATION/SLEEVE FS037, FS038
- 4 (E) 2" PENETRATION/SLEEVE FS041, FS042
- 5 (E) 2" PENETRATION/SLEEVE FS045, FS046
- 6 (E) 2" PENETRATION/SLEEVE FS049, FS050
- 7 (E) 2" PENETRATION/SLEEVE FS053, FS054
- 8 (E) 2" PENETRATION/SLEEVE FS057, FS058
- 9 (E) 2" PENETRATION/SLEEVE FS061, FS062
- 10 (E) 2" PENETRATION/SLEEVE FS063, FS064
- 11 (E) J-HOOK PATHWAY
- 12 (N) J-HOOK PATHWAY

*THESE DRAWINGS WERE PREPARED AND DRAWN BY VECTOR USA

Revision No.	Description	Date

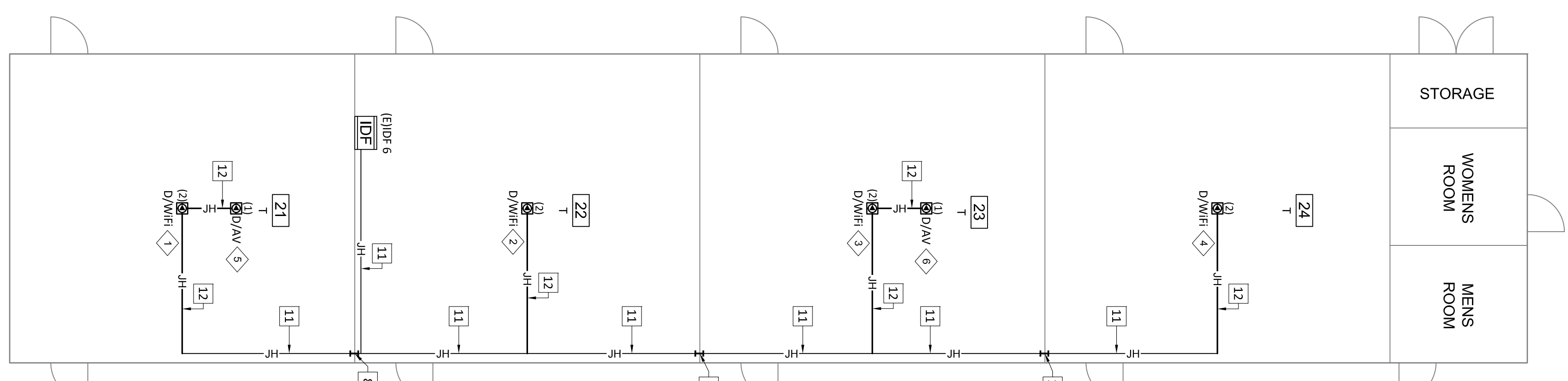
Gary L. Hillier
 COMMUNICATIONS & SECURITY
 NETWORK TRANSPORT SYSTEMS ENGINEER
 No. 22208
 License: 06/24/2003

VARIOUS SITES
 4850 PEDLEY ROAD
 JURUPA VALLEY, CA 92509

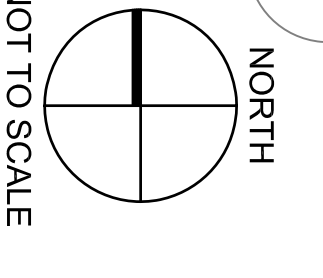
11 ES Wifi UPGRADE
 E-RATE YEAR 18

GLEN AVON ELEMENTARY SCHOOL
 4352 PYRITE ST., JURUPA VALLEY, CA
 ZONE 4, 5, & 6 AS-BUILT

Approved By:	ITS
Designed:	ITS
Drawn By:	LP
Checked:	PM
Reviewed:	JP
Date:	03/02/2016
ITS Project Number:	1014-283
Scale:	NTS
Drawing Number:	T1-3.2

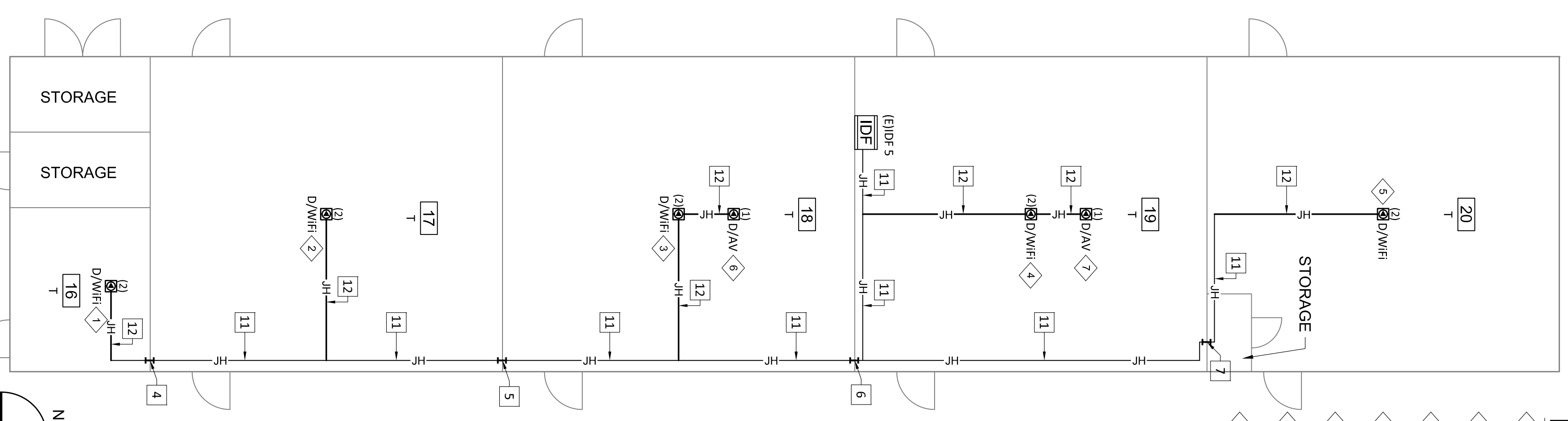


- LABELS**
- 1 (N)AP24 6-B01,6-B02
 - 2 (N)AP25 6-B03,6-B04
 - 3 (N)AP26 6-B05,6-B06
 - 4 (N)AP27 6-B07,6-B08
 - 5 6-A39
 - 6 6-A40

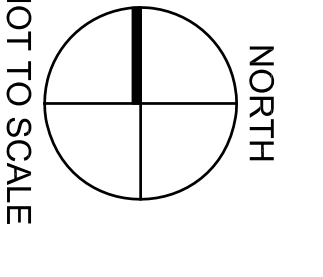


NOT TO SCALE

ZONE 6

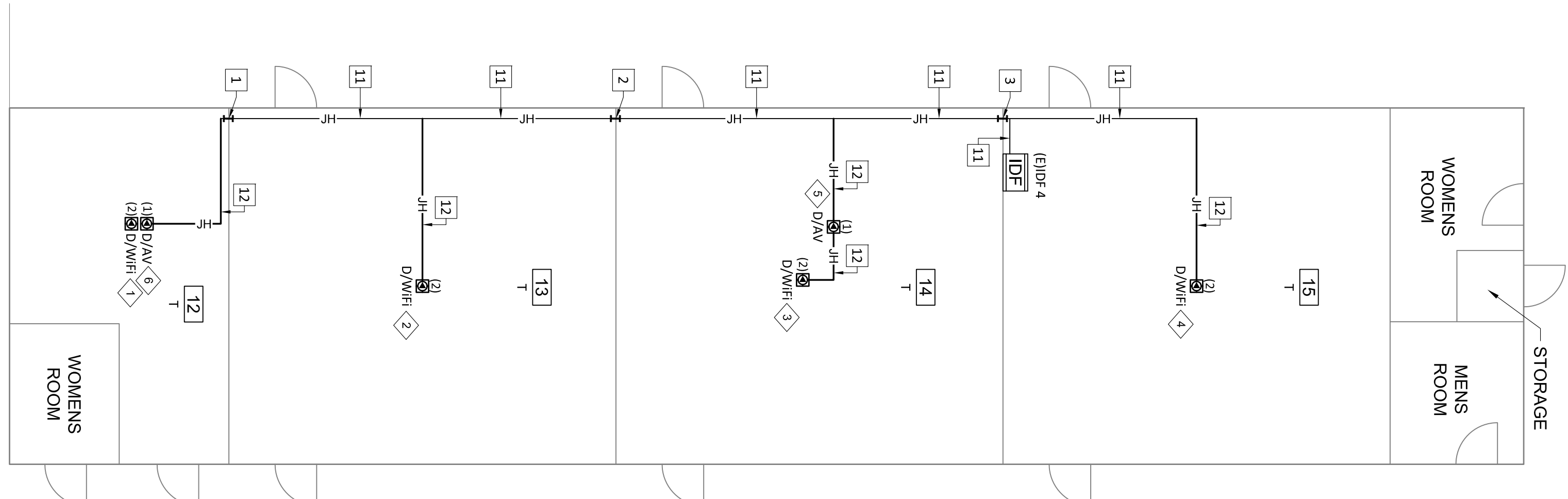


- LABELS**
- 1 (N)AP19 5-B01,5-B02
 - 2 (N)AP20 5-B03,5-B04
 - 3 (N)AP21 5-B05,5-B06
 - 4 (N)AP22 5-B07,5-B08
 - 5 (N)AP23 5-B09,5-B10
 - 6 5-A45
 - 7 5-A46

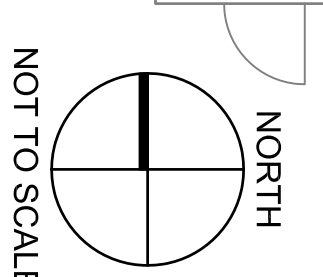


NOT TO SCALE

ZONE 5

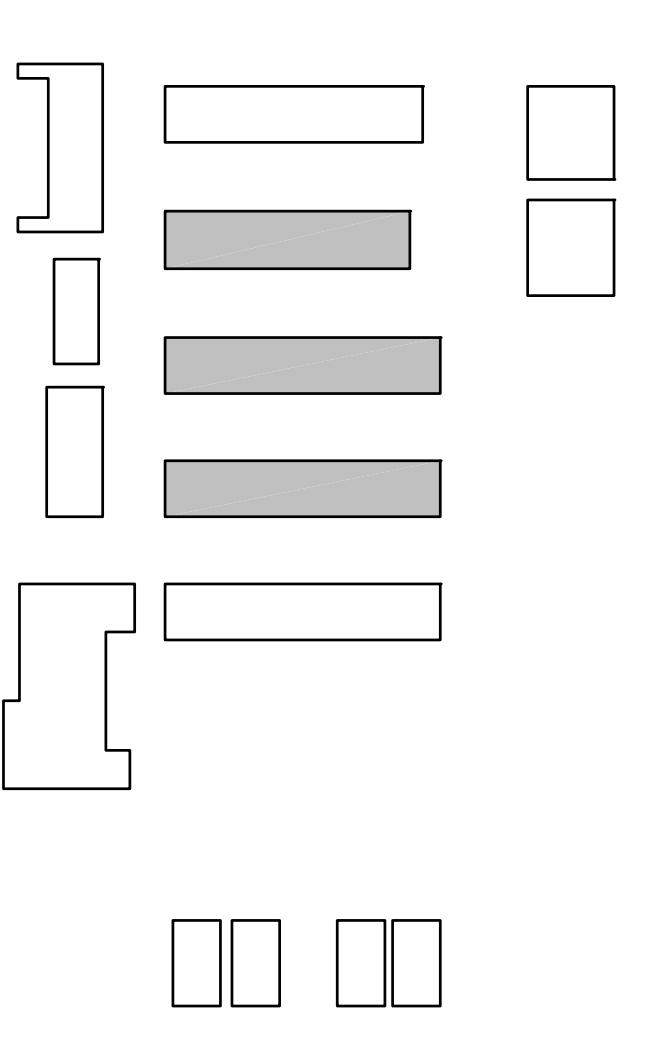


- LABELS**
- 1 (N)AP15 4-B01,4-B02
 - 2 (N)AP16 4-B03,4-B04
 - 3 (N)AP17 4-B05,4-B06
 - 4 (N)AP18 4-B07,4-B08
 - 5 4-A38
 - 6 4-A37



NOT TO SCALE

ZONE 4





Information Technology Solutions, LLC
 Phone: (760) 366-4418



Jurupa Unified School District

KEYED REFERENCE NOTES:

- 1 (E) 2" GRC
- 2 NOT USED
- 3 NOT USED
- 4 (E) 2" PENETRATION/SLEEVE FS072, FS073
- 5 (E) 2" PENETRATION/SLEEVE FS080, FS081
- 6 (E) 2" PENETRATION/SLEEVE FS082, FS083
- 7 (E) 2" LIQUID TIGHT FS084, FS085
- 8 (E) 2" LIQUID TIGHT
- 9 (E) J-HOOK PATHWAY
- 10 (N) J-HOOK PATHWAY

Revision No.	Description	Date

Gary L. Hillier



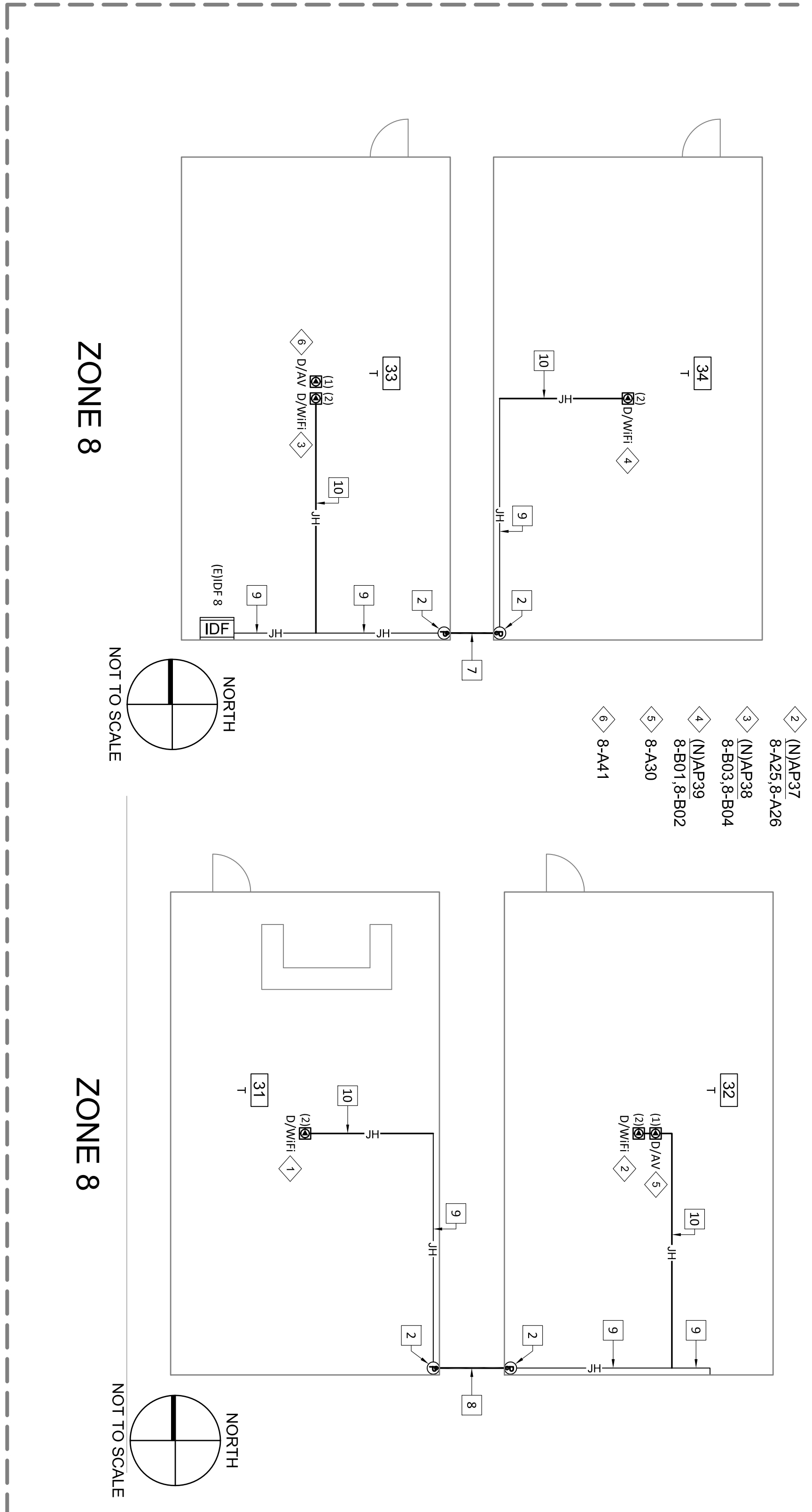
VARIOUS SITES
 4850 PEDLEY ROAD
 JURUPA VALLEY, CA 92509

11 ES Wifi UPGRADE
 E-RATE YEAR 18

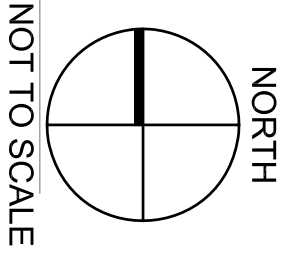
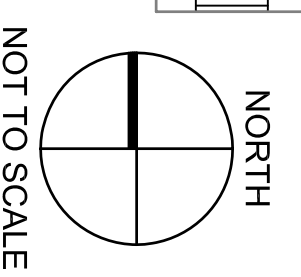
GLEN AVON ELEMENTARY SCHOOL
 4352 PYRITE ST., JURUPA VALLEY, CA
 ZONE 7 & 8 AS-BUILT

Approved By: ITS
 Designated: ITS
 Drawn By: LP
 Checked: PM
 Reviewed: JP
 Date: 03/02/2016
 ITS Project Number: 1014-283
 Scale: NTS
 Drawing Number: T1-3.3

*THESE DRAWINGS WERE PREPARED AND DRAWN BY VECTOR MUA

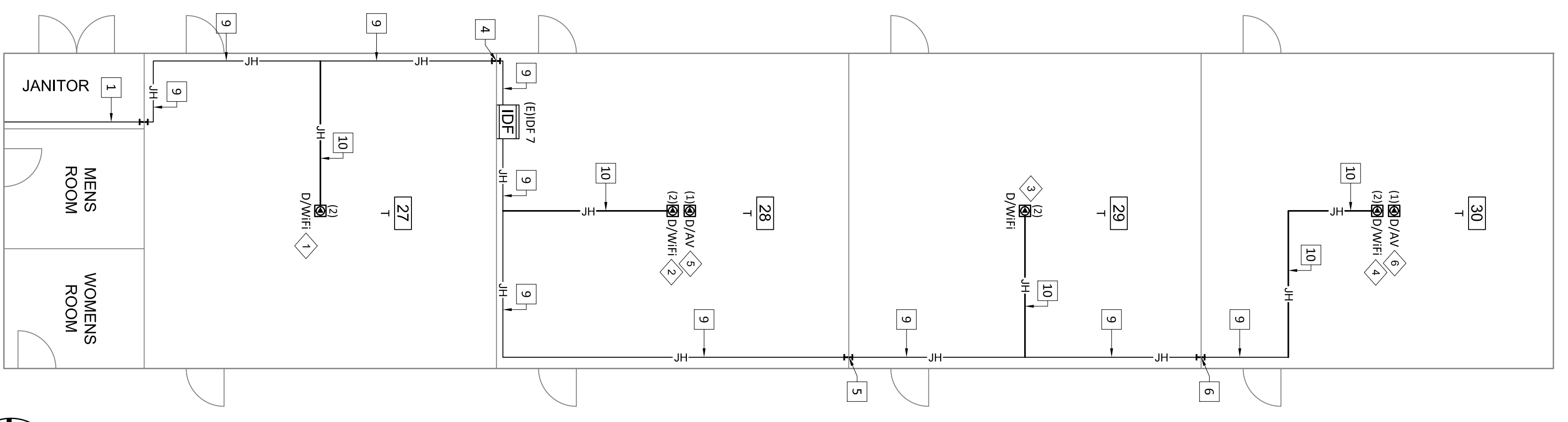


- LABELS**
- 1 (N)AP36
 - 2 8-A38,8-A39
 - 3 (N)AP37
 - 4 8-A25,8-A26
 - 5 (N)AP38
 - 6 8-B03,8-B04
 - 7 (N)AP39
 - 8 8-B01,8-B02
 - 9 8-A30
 - 10 8-A41

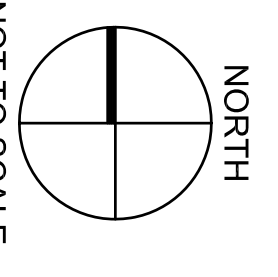


ZONE 8

ZONE 8

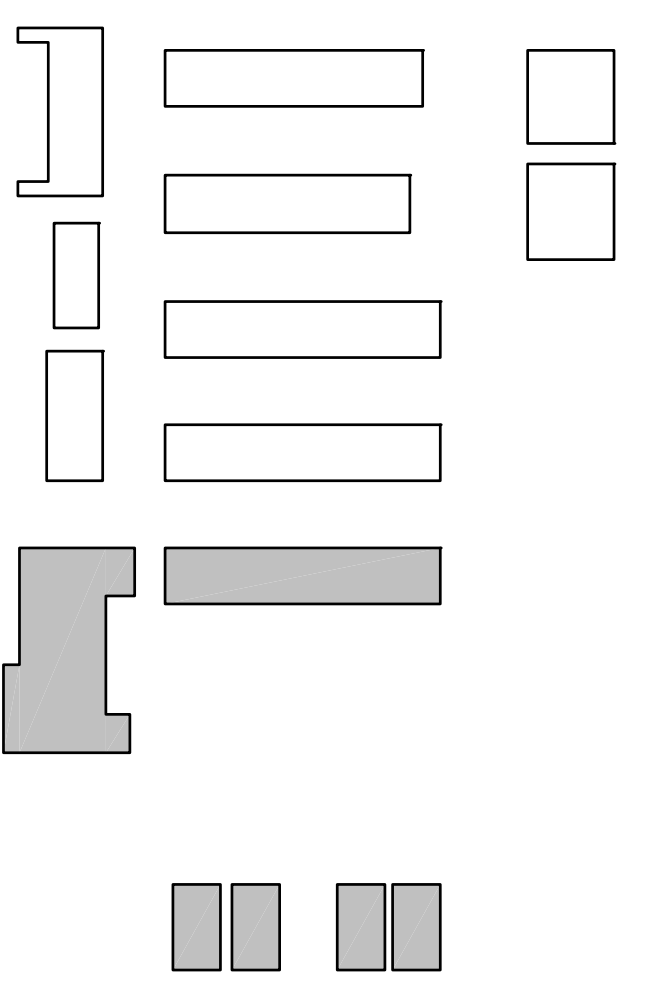


- LABELS**
- 1 (N)AP28
 - 2 7-D01,7-D02
 - 3 (N)AP29
 - 4 7-D03,7-D04
 - 5 (N)AP30
 - 6 7-D05,7-D06
 - 7 (N)AP31
 - 8 7-D07,7-D08
 - 9 7-C01
 - 10 7-C02
 - 11 (N)AP32
 - 12 7-B58,7-B60
 - 13 (N)AP33
 - 14 7-B50,7-B68
 - 15 7-B55



ZONE 7

ZONE 7





KEYED REFERENCE NOTES:

- 1 NOT USED
- 2 IPB-08 - (E) 8" H X 8" W X 6" D NEMA 1 PULLBOX
- 3 OPB-01 - (E) 8" H X 8" W X 6" D NEMA 3R PULLBOX
- 4 (N) 2" PENETRATION/SLEEVE (TS)
- 5 FS201, FS202 (TS)
- 6 FS203, FS204 (TS)
- 7 (N) 2" PENETRATION/SLEEVE (TS)
- 8 FS205, FS206 (TS)
- 9 FS207, FS208 (TS)
- 10 FS209, FS210 (TS)
- 11 (N) 2" PENETRATION/SLEEVE (TS)
- 12 FS211, FS212 (TS)
- 13 FS213, FS214 (TS)
- 14 FS215, FS216 (TS)
- 15 FS217, FS218 (TS)
- 16 (N) 2" PENETRATION/SLEEVE (TS)
- 17 FS200, FS206 (TS)
- 18 FS007, FS008 (TS)
- 19 FS009, FS010 (TS)
- 20 (E) 2" PENETRATION/SLEEVE (TS)
- 21 FS011, FS012 (TS)
- 22 FS013, FS014 (TS)
- 23 (E) 2" PENETRATION/SLEEVE (TS)
- 24 FS015, FS016 (TS)
- 25 (E) 2" PENETRATION/SLEEVE (TS)
- 26 FS017, FS018 (TS)
- 27 (E) 2" PENETRATION/SLEEVE (TS)
- 28 FS019, FS020, FS021, FS022 (TS)
- 29 FS029, FS030 (TS)
- 30 (E) 2" PENETRATION/SLEEVE (TS)
- 31 FS039, FS040 (TS)
- 32 (E) 2" PENETRATION/SLEEVE (TS)
- 33 FS047, FS048 (TS)
- 34 FS049, FS050 (TS)
- 35 (E) 2" PENETRATION/SLEEVE (TS)
- 36 FS098, FS099 (TS)
- 37 (E) 2" PENETRATION/SLEEVE (TS)
- 38 FS100, FS101 (TS)
- 39 (E) 2" PENETRATION/SLEEVE (TS)
- 40 FS105, FS106 (TS)
- 41 FS107, FS108 (TS)
- 42 (E) 2" PENETRATION/SLEEVE (TS)
- 43 FS115, FS116 (TS)
- 44 FS123, FS124 (TS)
- 45 (E) J-HOOK PATHWAY (TS)
- 46 (N) J-HOOK PATHWAY (TS)

*THESE DRAWINGS WERE PREPARED AND DRAWN BY VECTOR USA

Revision No.	Description	Date

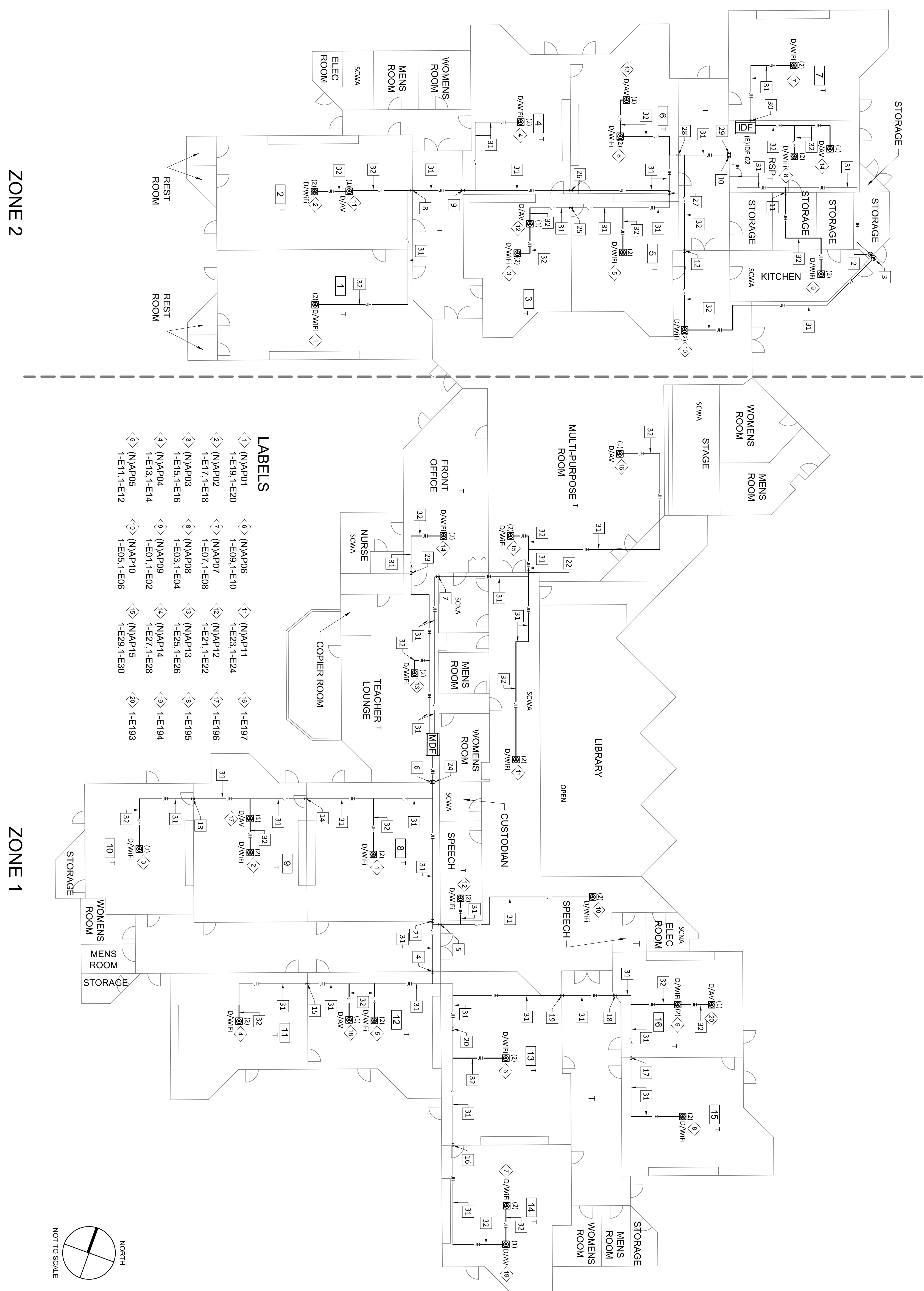
Gary L. Hiller
 ITS
 COMMUNICATIONS DISTRIBUTION ENGINEER
 NETWORKING AND SECURITY SPECIALIST
 1014-283

VARIOUS SITES
 4850 PEDLEY ROAD
 JURUPA VALLEY, CA 92509

11 ES Wifi UPGRADE
 E-RATE YEAR 18

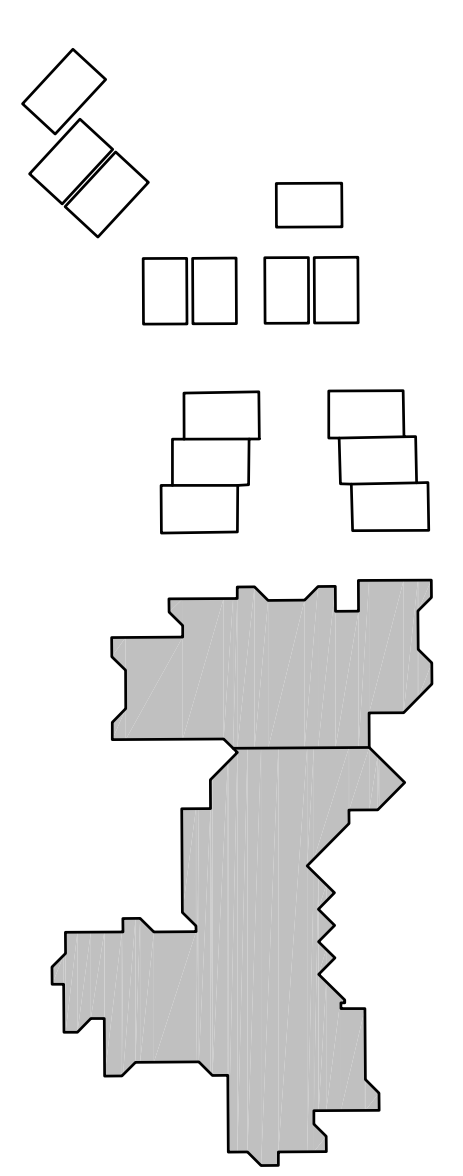
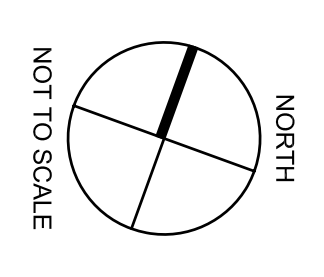
GRANITE HILL ELEMENTARY SCHOOL
 9371 GRANITE HILL, GLEN AVON, CA
 ZONE 1 & 2 AS-BUILT

Approved By: ITS
 Designated: ITS
 Drawn By: LP
 Checked: PM
 Reviewed: JP
 Date: 03/02/2016
 ITS Project Number: 1014-283
 Scale: NTS
 Drawing Number: T2-3.1



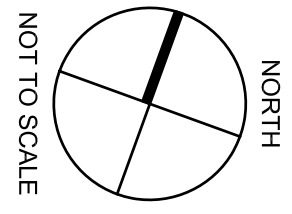
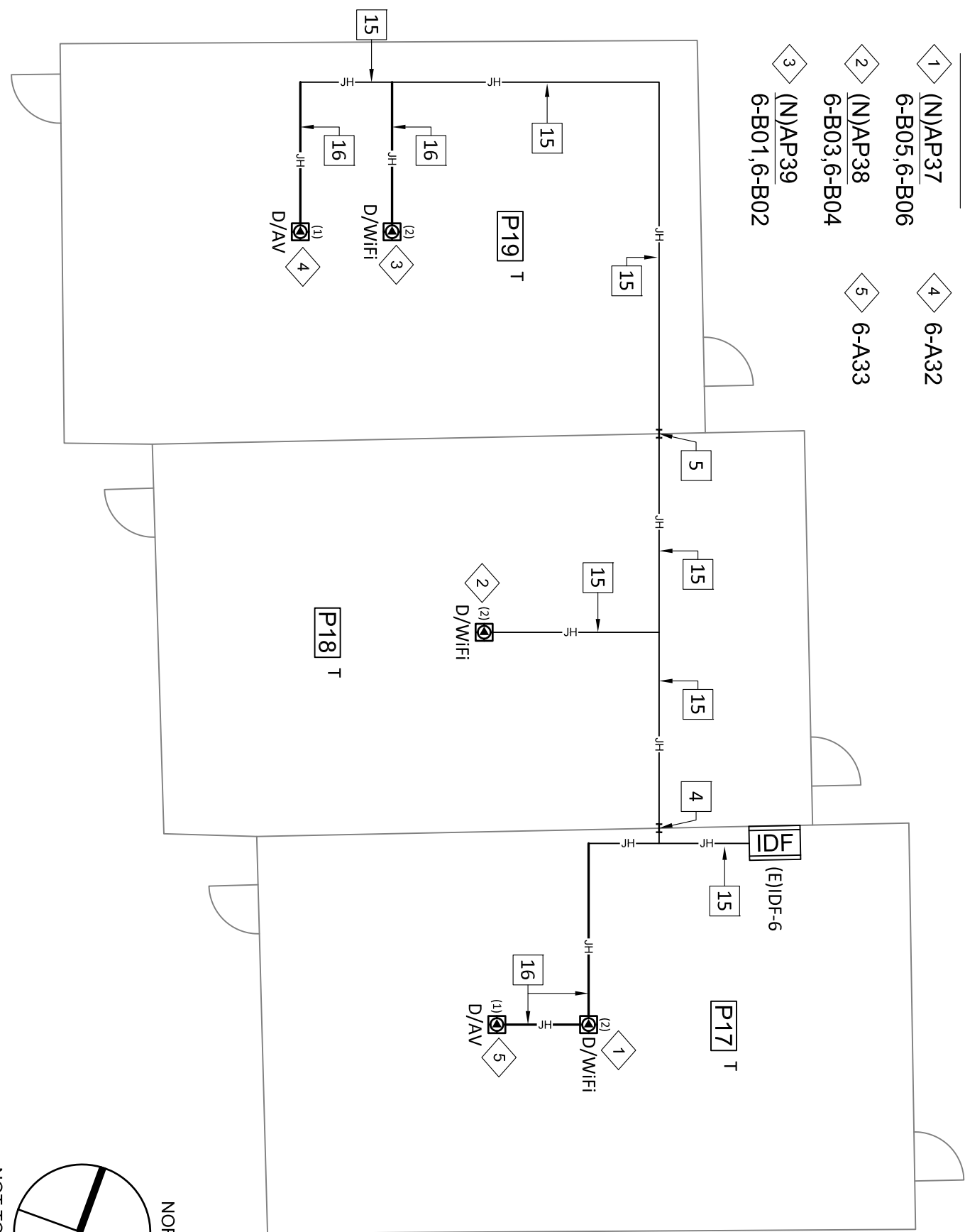
- LABELS**
- 1 (N)AP16 2-D19,2-D20
 - 2 (N)AP17 2-D17,2-D18
 - 3 (N)AP18 2-D15,2-D16
 - 4 (N)AP19 2-D13,2-D14
 - 5 (N)AP20 2-D11,2-D12
 - 6 (N)AP21 2-D09,2-D10
 - 7 (N)AP22 2-D01,2-D02
 - 8 (N)AP23 2-D03,2-D04
 - 9 (N)AP24 2-D05,2-D06
 - 10 (N)AP25 2-D07,2-D08
 - 11 2-D28
 - 12 2-D27
 - 13 2-D26
 - 14 2-D25

- LABELS**
- 1 (N)AP01 1-E191-1-E20
 - 2 (N)AP02 1-E17,1-E18
 - 3 (N)AP03 1-E15,1-E16
 - 4 (N)AP04 1-E13,1-E14
 - 5 (N)AP05 1-E11,1-E12
 - 6 (N)AP06 1-E09,1-E10
 - 7 (N)AP07 1-E07,1-E08
 - 8 (N)AP08 1-E03,1-E04
 - 9 (N)AP09 1-E01,1-E02
 - 10 (N)AP10 1-E05,1-E06
 - 11 (N)AP11 1-E23,1-E24
 - 12 (N)AP12 1-E21,1-E22
 - 13 (N)AP13 1-E25,1-E26
 - 14 (N)AP14 1-E27,1-E28
 - 15 (N)AP15 1-E29,1-E30
 - 16 1-E197
 - 17 1-E196
 - 18 1-E195
 - 19 1-E194
 - 20 1-E193



LABELS

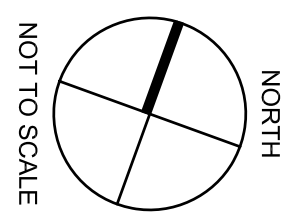
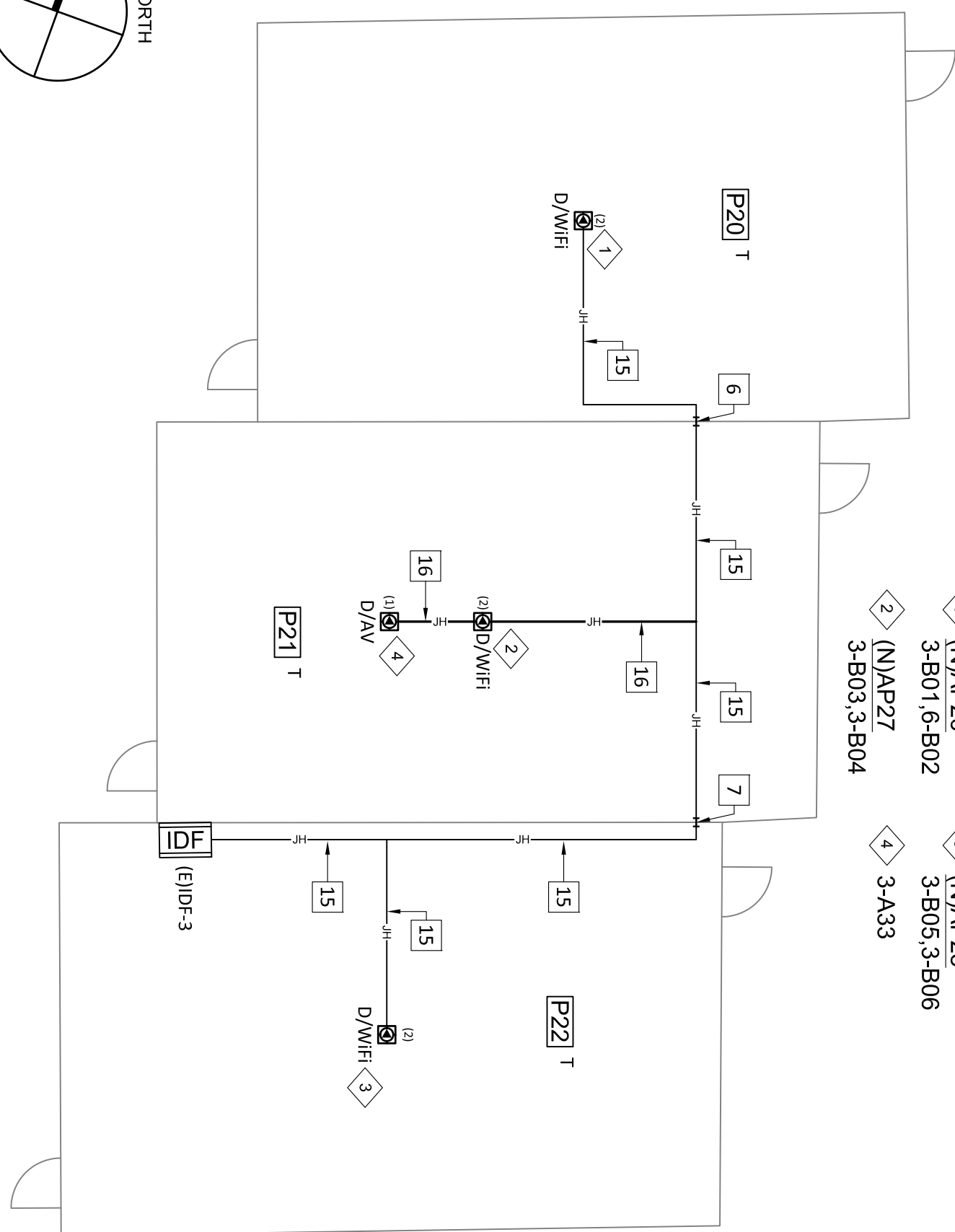
- 1 (N)AP37 6-B05,6-B06
- 2 (N)AP38 6-B03,6-B04
- 3 (N)AP39 6-B01,6-B02
- 4 6-A32
- 5 6-A33



ZONE 6

LABELS

- 1 (N)AP26 3-B01,6-B02
- 2 (N)AP27 3-B03,3-B04
- 3 (N)AP28 3-B05,3-B06
- 4 3-A33



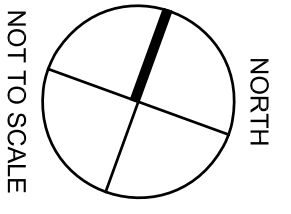
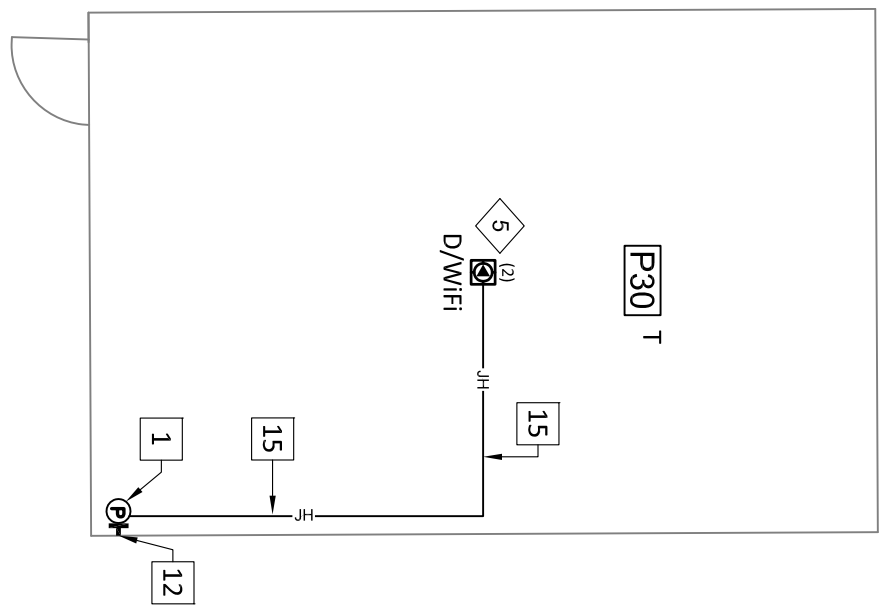
ZONE 3

KEYED REFERENCE NOTES:

- 1 (E) 12" H X 12" W X 6" D NEMA 1 PULLBOX
- 2 NOT USED
- 3 NOT USED
- 4 (E) 2" SEAL TIGHT FS137,FS138
- 5 (E) 2" SEAL TIGHT FS141,FS142
- 6 (E) 2" SEAL TIGHT FS143,FS144
- 7 (E) 2" SEAL TIGHT FS145,FS146
- 8 (E) 2" SEAL TIGHT FS150,FS152
- 9 (E) 2" SEAL TIGHT FS155,FS156
- 10 (E) 2" SEAL TIGHT FS160
- 11 (E) 2" SEAL TIGHT FS161,FS162
- 12 (E) 2" SEAL TIGHT FS164
- 13 (E) 2" SEAL TIGHT FS167,FS168
- 14 (E) 2" SEAL TIGHT FS169,FS170
- 15 (E) J-HOOK PATHWAY
- 16 (N) J-HOOK PATHWAY

LABELS

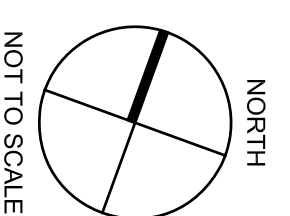
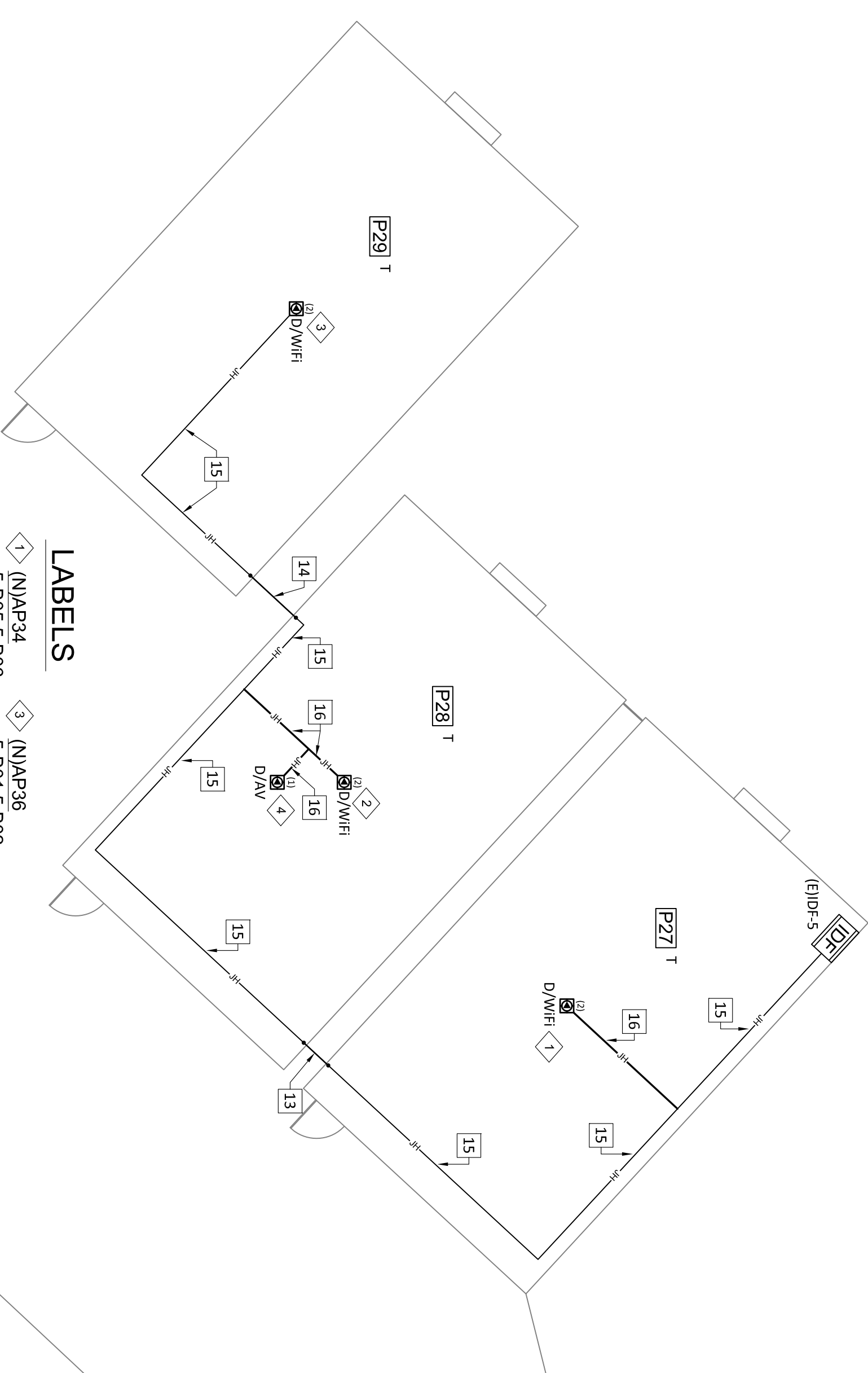
- 1 (N)AP29 4-C07,4-C08
- 2 (N)AP30 4-C05,4-C06
- 3 (N)AP31 4-C03,4-C04
- 4 (N)AP32 4-C01,4-C02
- 5 (N)AP33 4-C09,4-C10
- 6 4-B55
- 7 4-B54



ZONE 4

LABELS

- 1 (N)AP34 5-B05,5-B06
- 2 (N)AP35 5-B03,5-B04
- 3 (N)AP36 5-B01,5-B02
- 4 5-A33



ZONE 5


*THESE DRAWINGS WERE PREPARED AND DRAWN BY VECTOR USA

DRAWING ARCHIVE MAINTAINED BY INFORMATION TECHNOLOGY SOLUTIONS, LLC.



Revision No.	Description	Date

Gary L. Hillier



VARIOUS SITES
4850 PEDLEY ROAD
JURUPA VALLEY, CA 92509

11 ES Wifi UPGRADE
E-RATE YEAR 18

GRANITE HILL ELEMENTARY SCHOOL
9371 GRANITE HILL, GLEN AVON, CA
ZONE 3, 4, 5, & 6 AS-BUILT

Approved By: ITS

Designed: ITS

Drawn By: LP

Checked: PM

Reviewed: JP

Date: 03/02/2016

ITS Project Number: 1014-283

Scale: NTS

Drawing Number: T2-3.2

Jurupa Unified School District



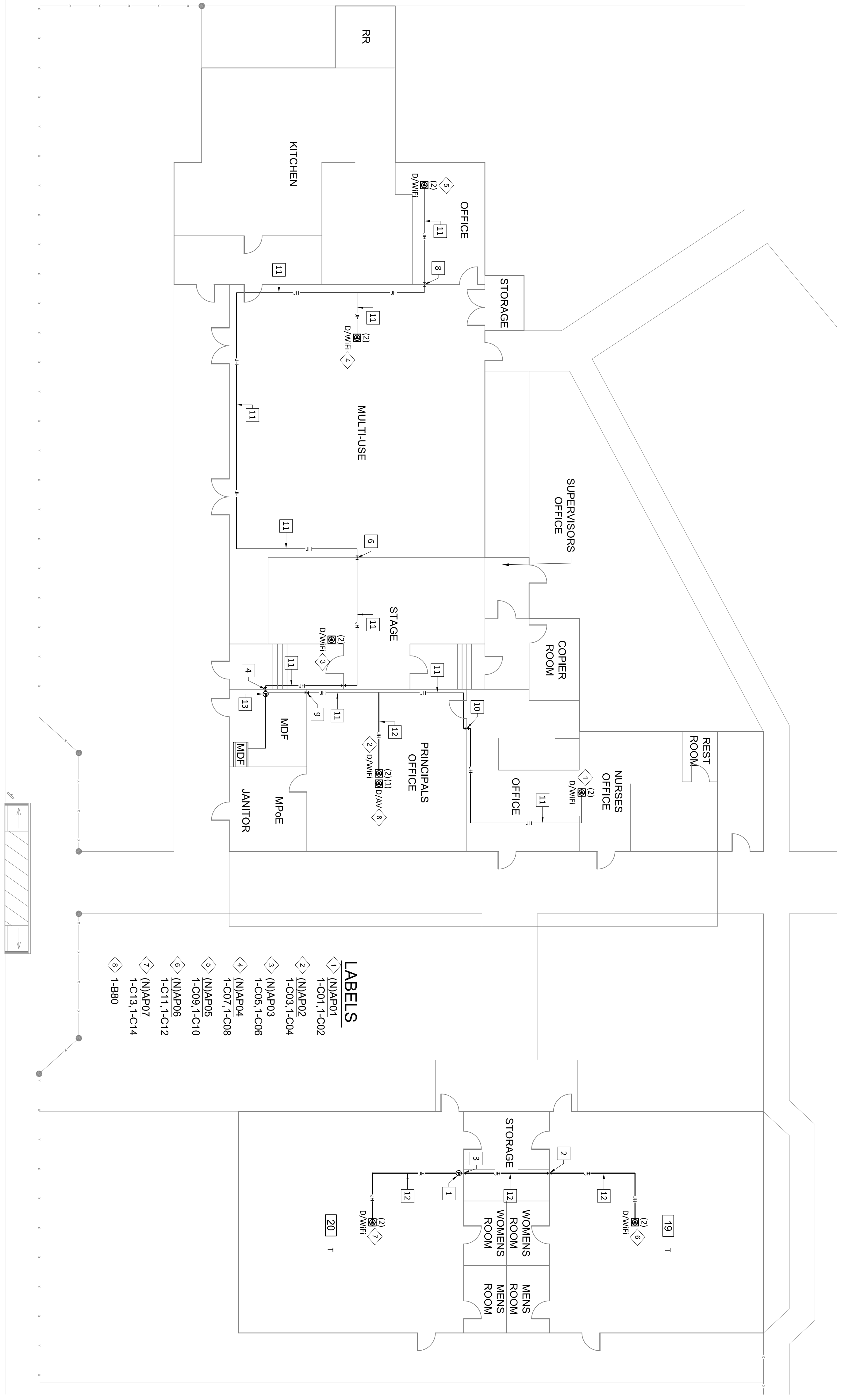
Information Technology Solutions, LLC
 10000 E. 12th Street, Suite 100
 Denver, CO 80231
 Phone: (760) 369-4418



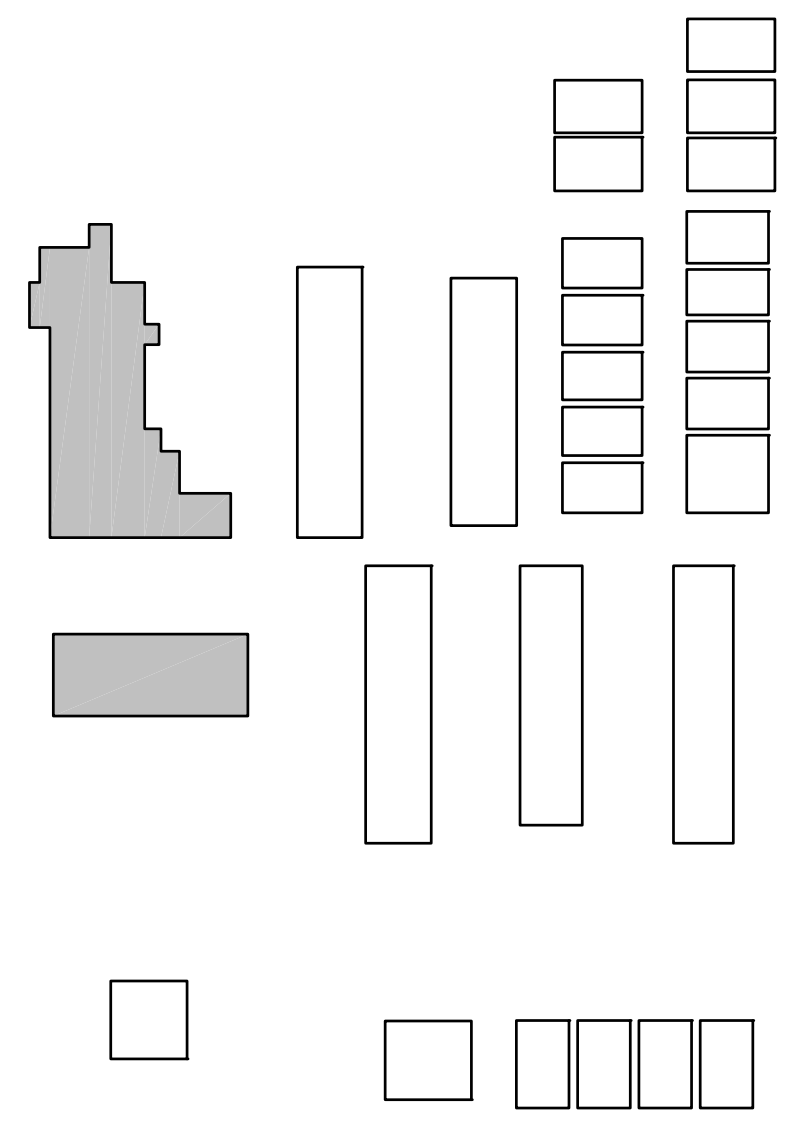
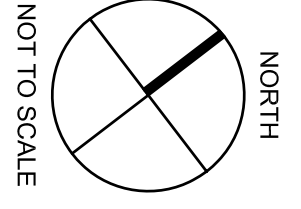
Jurupa Unified School District

KEYED REFERENCE NOTES:

- 1 IPB16 - (E) 24"H X 24"W X 8"D NEMA 1 PULLBOX
- 2 (N) 2" PENETRATION/SLEEVE (N) F5001, F5002
- 3 (N) 2" PENETRATION/SLEEVE (N) F5003, F5004
- 4 (E) (2) 2" PENETRATION/SLEEVE F5007, F5008, F5009, F5010
- 5 NOT USED
- 6 (E) 2" PENETRATION/SLEEVE F5011, F5012
- 7 (E) 2" PENETRATION/SLEEVE F5013, F5014
- 8 (E) 2" PENETRATION/SLEEVE F5015, F5016
- 9 (E) 2" PENETRATION/SLEEVE F5017, F5018
- 10 (E) 2" PENETRATION/SLEEVE F5019, F5020
- 11 (E) J-HOOK
- 12 (N) J-HOOK
- 13 IPB12 - (E) 12"H X 12"W X 6"D NEMA 1 PULLBOX



ZONE 1



Revision No.	Description	Date

Gary L. Hillier
 COMMUNICATIONS & SECURITY
 NETWORK TRANSPORT SYSTEMS ENGINEER
 LICENSE NO. 22208
 LICENSE EXPIRES 06/29/2023

VARIOUS SITES
 4850 PEDLEY ROAD
 JURUPA VALLEY, CA 92509

11 ES Wifi UPGRADE
E-RATE YEAR 18
INA ARBUCKLE ELEMENTARY SCHOOL
 3600 PACKARD STREET, RIVERSIDE, CA
ZONE 1 AS-BUILT

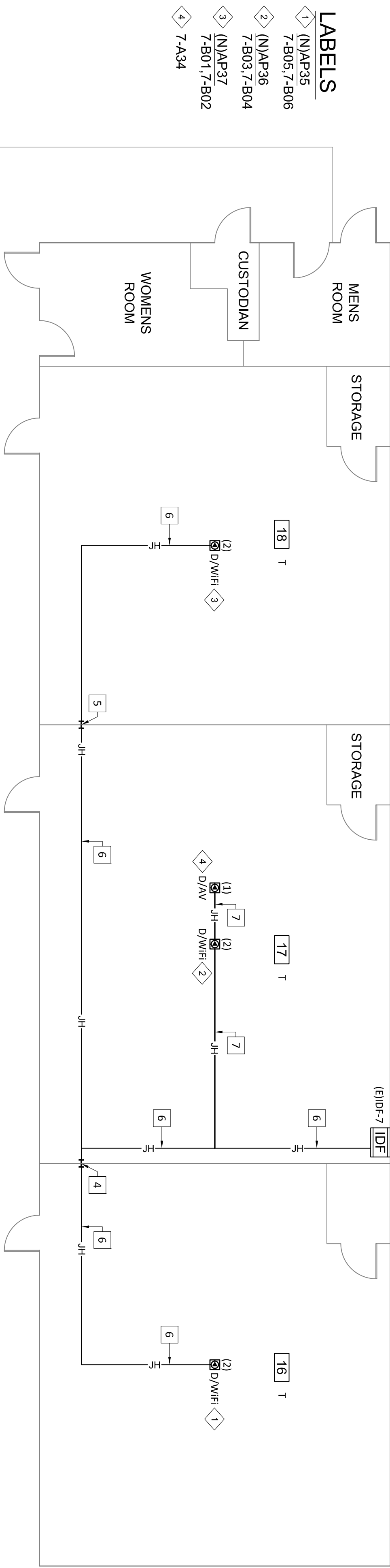
Approved By: ITS
 Design: ITS
 Drawn By: LP
 Checked: PM
 Reviewed: JP
 Date: 03/02/2016
 ITS Project Number: 1014-283
 Scale: NTS
 Drawing Number: **T3-3.1**



Information Technology Solutions, LLC
 Phone: (760) 366-6418

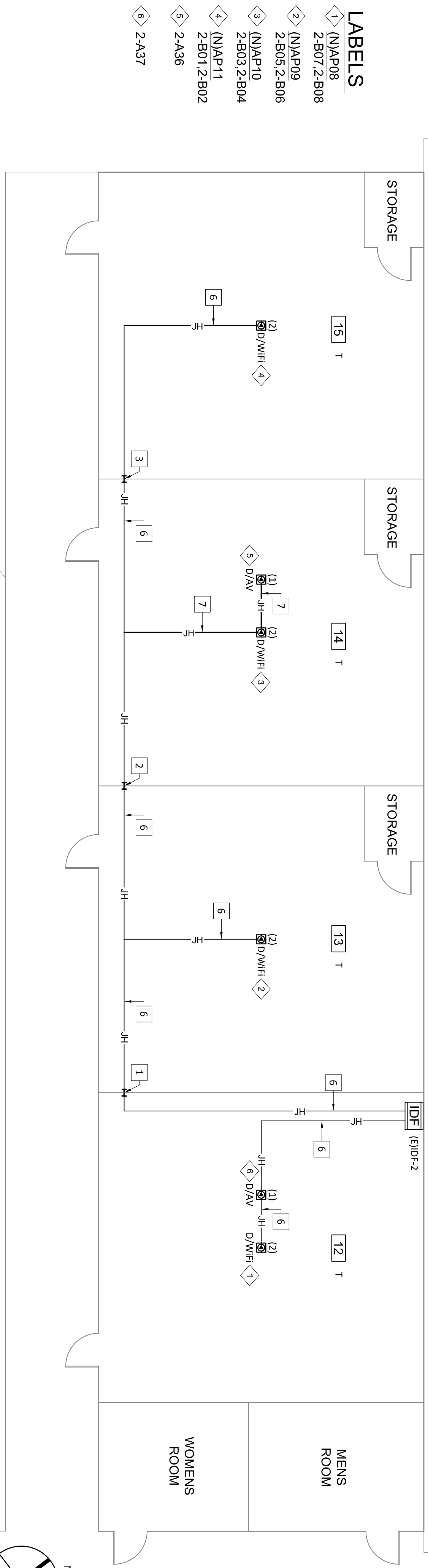
KEYED REFERENCE NOTES:

- 1 (E) 2" PENETRATION/SLEEVE FS021, FS022
- 2 (E) 2" PENETRATION/SLEEVE FS023, FS024
- 3 (E) 2" PENETRATION/SLEEVE FS025, FS026
- 4 (E) 2" PENETRATION/SLEEVE FS027, FS028
- 5 (E) 2" PENETRATION/SLEEVE FS029, FS030
- 6 (E) J-HOOK
- 7 (N) J-HOOK



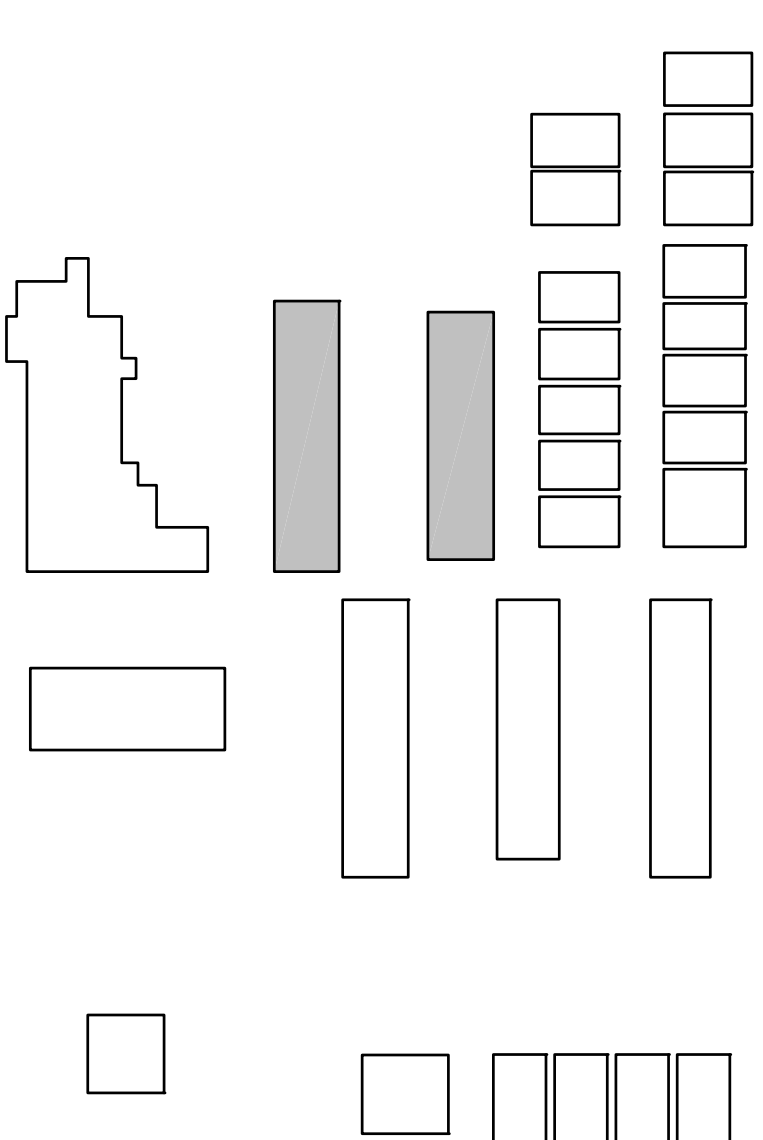
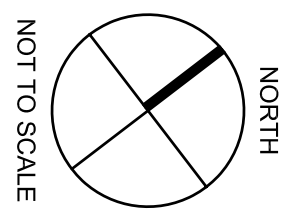
- LABELS**
- 1 (N)AP35 7-B05, 7-B06
 - 2 (N)AP36 7-B03, 7-B04
 - 3 (N)AP37 7-B01, 7-B02
 - 4 7-A34

ZONE 7



- LABELS**
- 1 (N)AP08 2-B07, 2-B08
 - 2 (N)AP09 2-B05, 2-B06
 - 3 (N)AP10 2-B03, 2-B04
 - 4 (N)AP11 2-B01, 2-B02
 - 5 2-A38
 - 6 2-A37

ZONE 2



Revision No.	Description	Date

Gary L. Hillier

COMMUNICATIONS DISTRIBUTION ENGINEER
 NETWORK TRANSPORT SYSTEMS ENGINEER
 03/01/2016 - 06/29/2025

VARIOUS SITES
 4850 PEDLEY ROAD
 JURUPA VALLEY, CA 92509

**11 ES Wifi UPGRADE
 E-RATE YEAR 18**

**INA ARBUCKLE ELEMENTARY SCHOOL
 3600 PACKARD STREET, RIVERSIDE, CA
 ZONE 2 & 7 AS-BUILT**

Approved By:	ITS
Designed:	ITS
Drawn By:	LP
Checked:	PM
Reviewed:	JP
Date:	03/02/2016
ITS Project Number:	1014-283
Scale:	NTS
Drawing Number:	TS-3.2



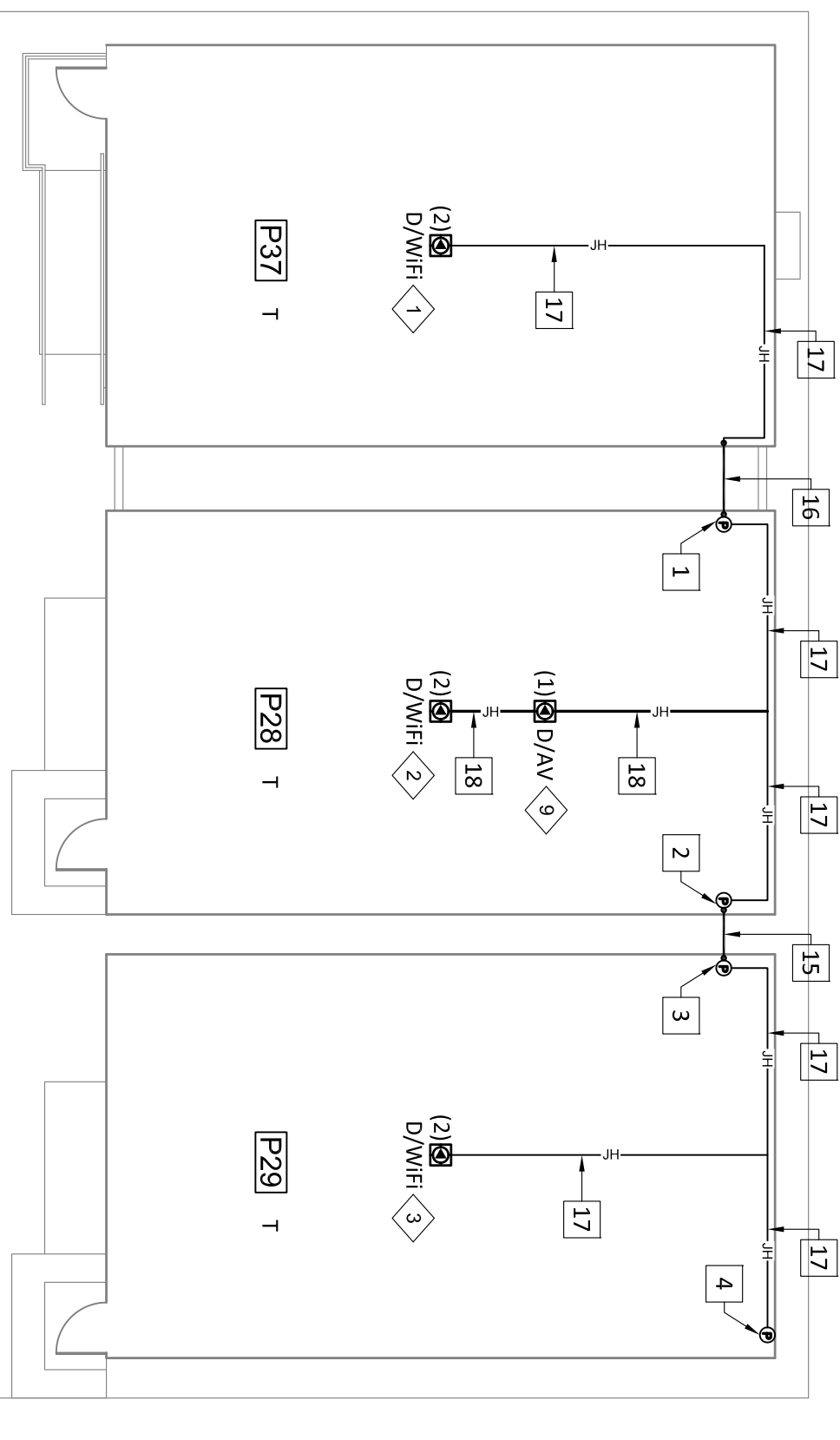
Information Technology Solutions, LLC
 Phone: (760) 369-4418



Jurupa Unified School District

KEYED REFERENCE NOTES:

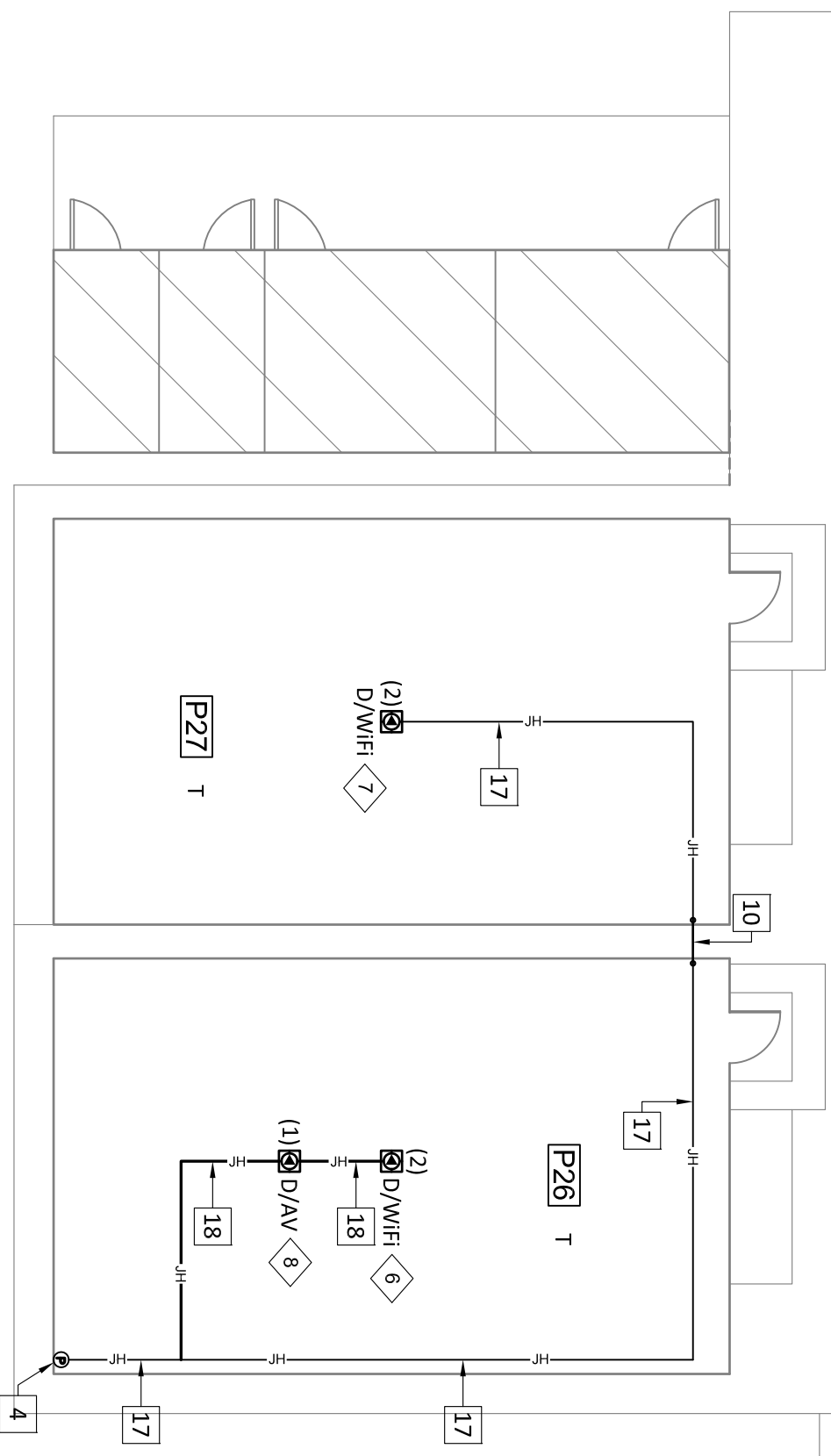
- 1 IP807 - (E) 12"H X 12"W X 6"D NEMA 1 PULLBOX
- 2 IP806 - (E) 12"H X 12"W X 6"D NEMA 1 PULLBOX
- 3 IP805 - (E) 12"H X 12"W X 6"D NEMA 1 PULLBOX
- 4 IP813 - (E) 12"H X 12"W X 6"D NEMA 1 PULLBOX
- 5 IP815 - (E) 12"H X 12"W X 6"D NEMA 1 PULLBOX
- 6 (E) 2" LIQUID TIGHT F5053, F5054
- 7 (E) 2" LIQUID TIGHT F5055, F5056
- 8 (E) 2" LIQUID TIGHT F5057, F5058
- 9 (E) 2" LIQUID TIGHT F5059, F5060
- 10 (E) 2" LIQUID TIGHT F5061, F5062
- 11 (E) 2" LIQUID TIGHT F5063, F5064
- 12 (E) 2" LIQUID TIGHT F5065, F5066
- 13 (E) 2" LIQUID TIGHT F5067, F5068
- 14 (E) 2" LIQUID TIGHT F5069, F5070
- 15 (E) 2" LIQUID TIGHT F5071, F5072
- 16 (E) 2" LIQUID TIGHT F5073, F5074
- 17 (E) J-HOOK
- 18 (N) J-HOOK



ZONE 4

LABELS

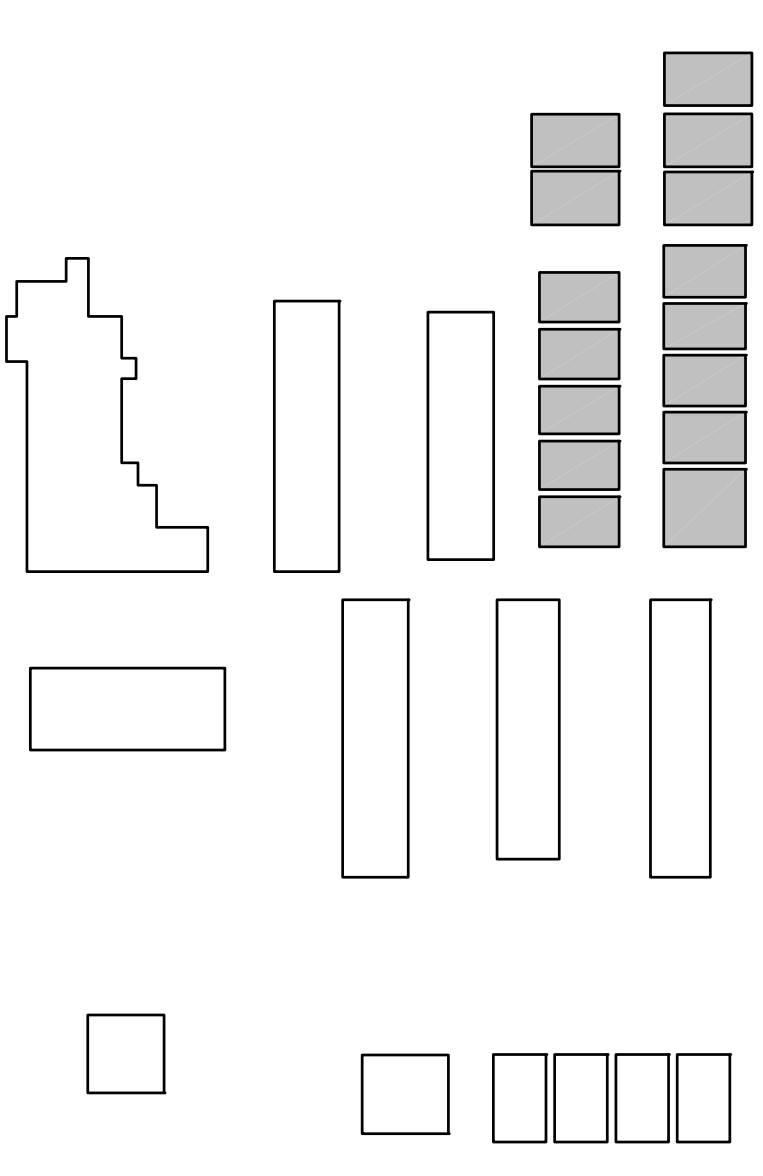
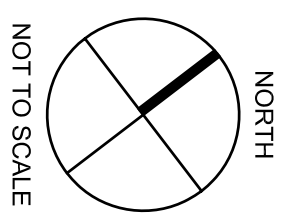
- 1 (N/AP)19 4-C01,4-C02
- 2 (N/AP)20 4-C03,4-C04
- 3 (N/AP)21 4-C05,4-C06
- 4 (N/AP)22 4-C07,4-C08
- 5 (N/AP)23 4-C09,4-C10
- 6 (N/AP)24 4-C11,4-C12
- 7 (N/AP)25 4-C13,4-C14
- 8 (N/AP)26 4-C15,4-C16
- 9 4-B88
- 10 4-B89
- 11 4-B90
- 12 4-B91



ZONE 3


LABELS

- 1 (N/AP)12 3-C13,3-C14
- 2 (N/AP)13 3-C11,3-C12
- 3 (N/AP)14 3-C09,3-C10
- 4 (N/AP)15 3-C07,3-C08
- 5 (N/AP)16 3-C05,3-C06
- 6 (N/AP)17 3-C03,3-C04
- 7 (N/AP)18 3-C01,3-C02
- 8 3-B26
- 9 3-B27
- 10 3-B28



Revision No.	Description	Date

Gary L. Hiller



VARIOUS SITES
 4850 PEDLEY ROAD
 JURUPA VALLEY, CA 92509

**11 ES Wifi UPGRADE
 E-RATE YEAR 18**
**INA ARBUCKLE ELEMENTARY SCHOOL
 3600 PACKARD STREET, RIVERSIDE, CA
 ZONE 3 & 4 AS-BUILT**

Approved By:	ITS
Design:	ITS
Drawn By:	LP
Checked:	PM
Reviewed:	JP
Date:	03/02/2016
ITS Project Number:	1014-283
Scale:	NTS
Drawing Number:	T3-3.3

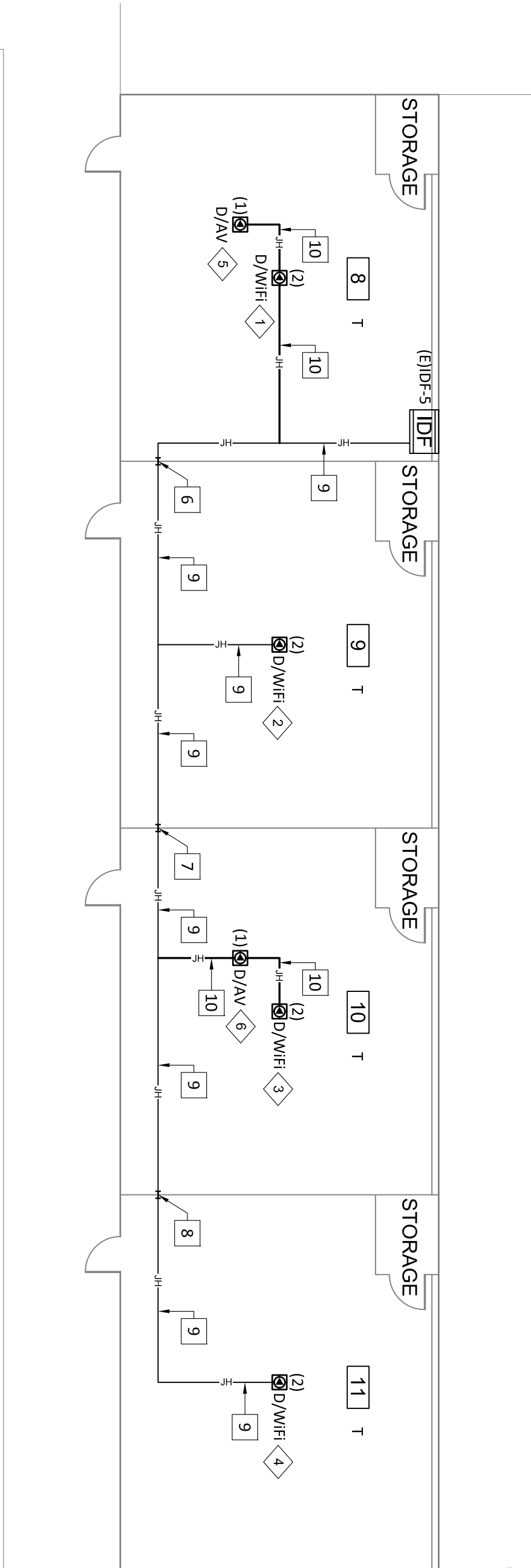


Information Technology Solutions, LLC
 Phone: (951) 369-9418

KEYED REFERENCE NOTES:

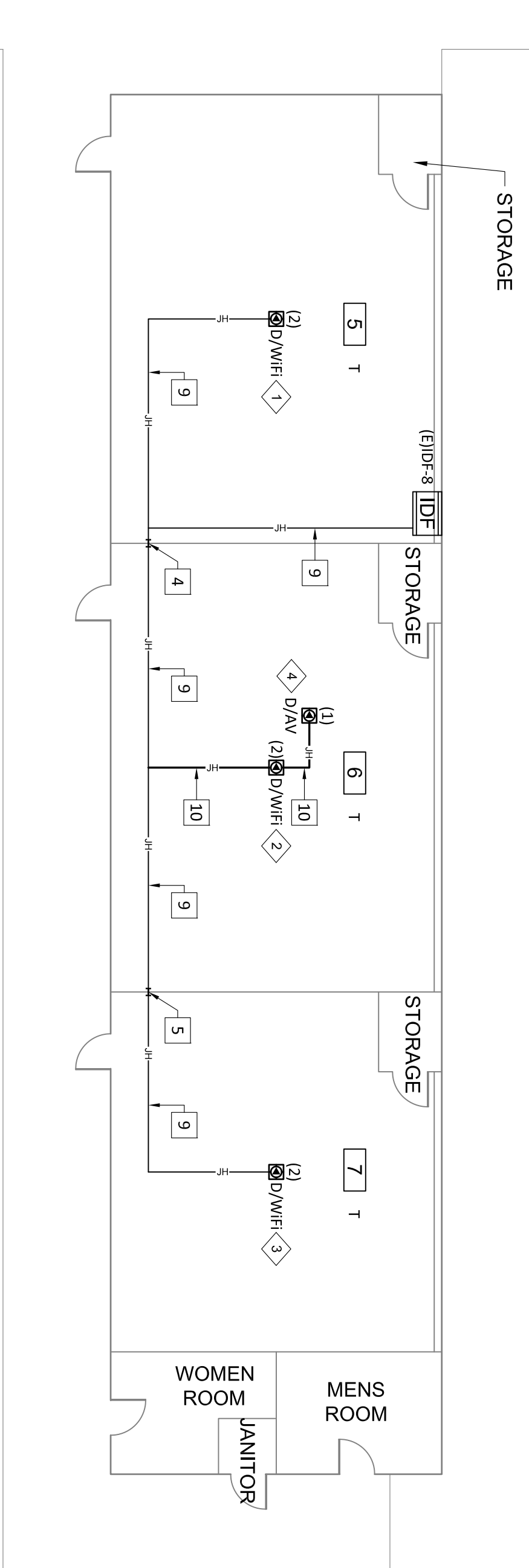
- 1 (E) 2" PENETRATION/SLEEVE FS031, FS032
- 2 (E) 2" PENETRATION/SLEEVE FS033, FS034
- 3 (E) 2" PENETRATION/SLEEVE FS035, FS036
- 4 (E) 2" PENETRATION/SLEEVE FS037, FS038
- 5 (E) 2" PENETRATION/SLEEVE FS039, FS040
- 6 (E) 2" PENETRATION/SLEEVE FS041, FS042
- 7 (E) 2" PENETRATION/SLEEVE FS043, FS044
- 8 (E) 2" PENETRATION/SLEEVE FS045, FS046
- 9 (E) J-HOOK
- 10 (N) J-HOOK

- LABELS**
- 1 (N)AP27 5-B01,5-B02
 - 2 (N)AP28 5-B03,5-B04
 - 3 (N)AP29 5-B05,5-B06
 - 4 (N)AP30 5-B07,5-B08
 - 5 A44
 - 6 A45



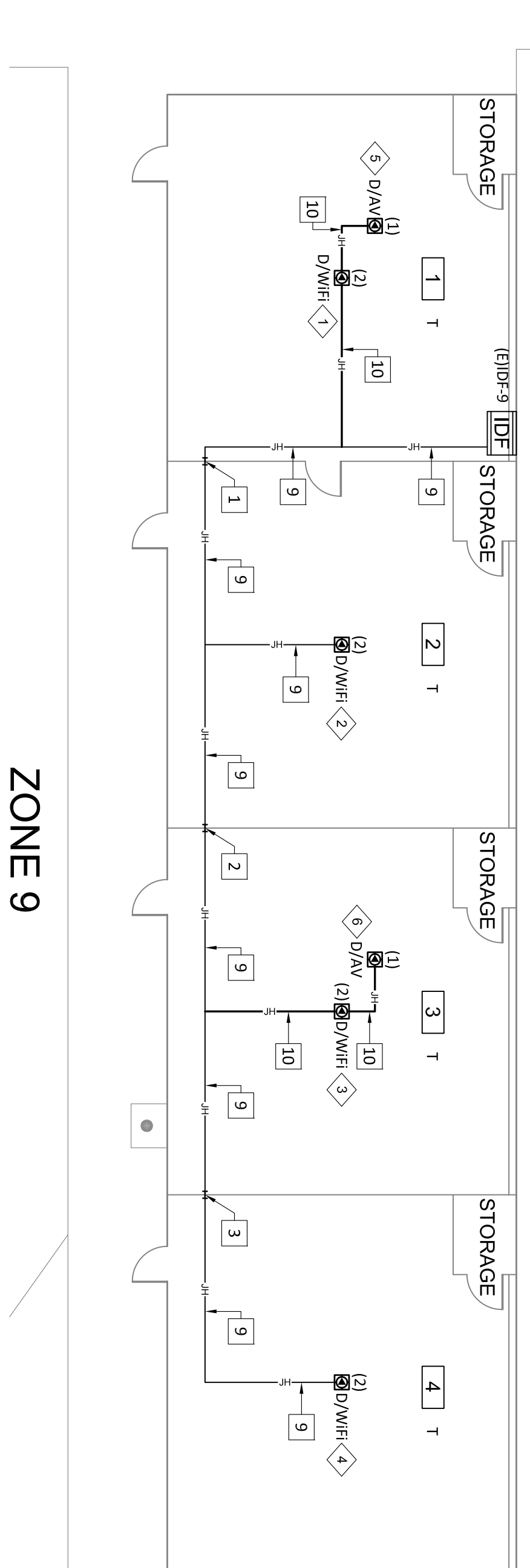
ZONE 5

- LABELS**
- 1 (N)AP38 8-B01,8-B02
 - 2 (N)AP39 8-B03,9-B04
 - 3 (N)AP40 8-B05,9-B06
 - 4 8-A33

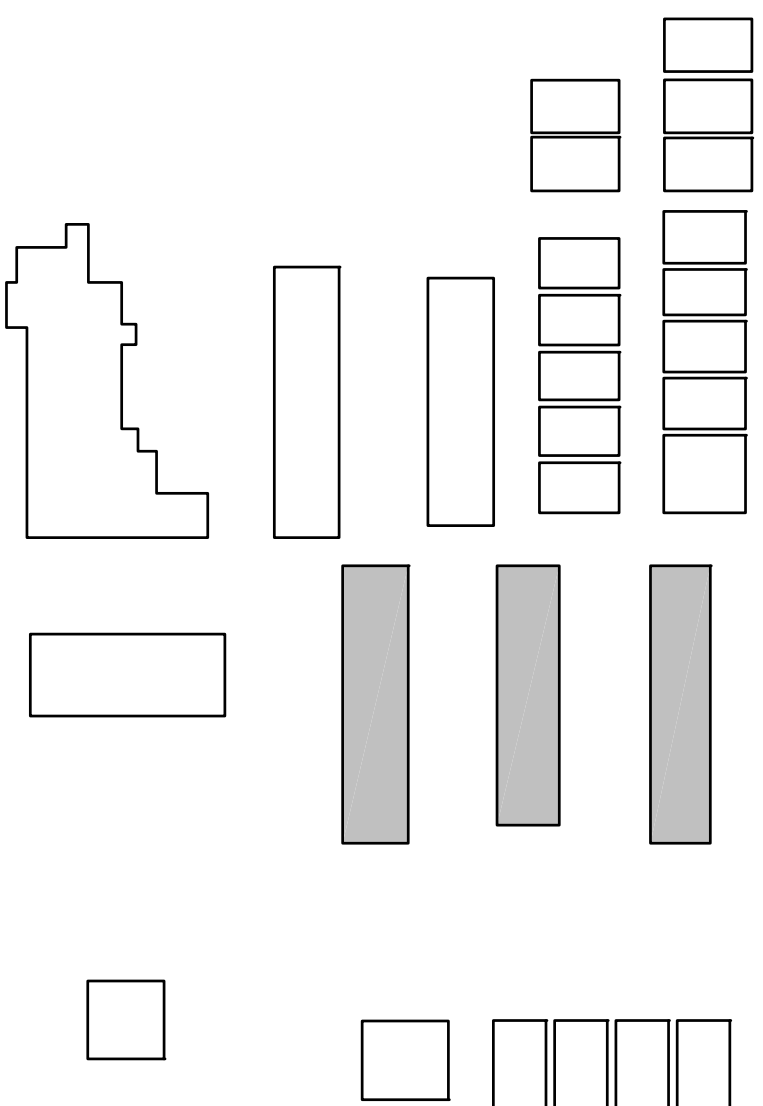
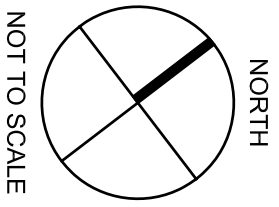


ZONE 8

- LABELS**
- 1 (N)AP41 9-B01,9-B02
 - 2 (N)AP42 9-B03,9-B04
 - 3 (N)AP43 9-B05,9-B06
 - 4 (N)AP44 9-B07,9-B08
 - 5 A44
 - 6 A45



ZONE 9



Revision No.	Description	Date

Gary L. Hillier

COMMUNICATIONS DISTRIBUTION ENGINEER
 NETWORK TRANSPORT SYSTEMS ENGINEER
 03/02/2016



VARIOUS SITES
 4850 PEDLEY ROAD
 JURUPA VALLEY, CA 92509

11 ES Wifi UPGRADE
E-RATE YEAR 18

INA ARBUCKLE ELEMENTARY SCHOOL
 3600 PACKARD STREET, RIVERSIDE, CA
ZONE 5,8, & 9 AS-BUILT

Jurupa Unified School District

Approved By: ITS
 Design: ITS
 Drawn By: LP
 Checked: PM
 Reviewed: JP
 Date: 03/02/2016
 ITS Project Number: 1014-283
 Scale: NTS
 Drawing Number: **T3-3.4**



Information Technology Solutions, LLC
 Phone: (760) 369-6418

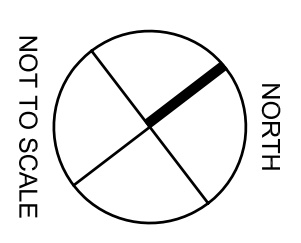
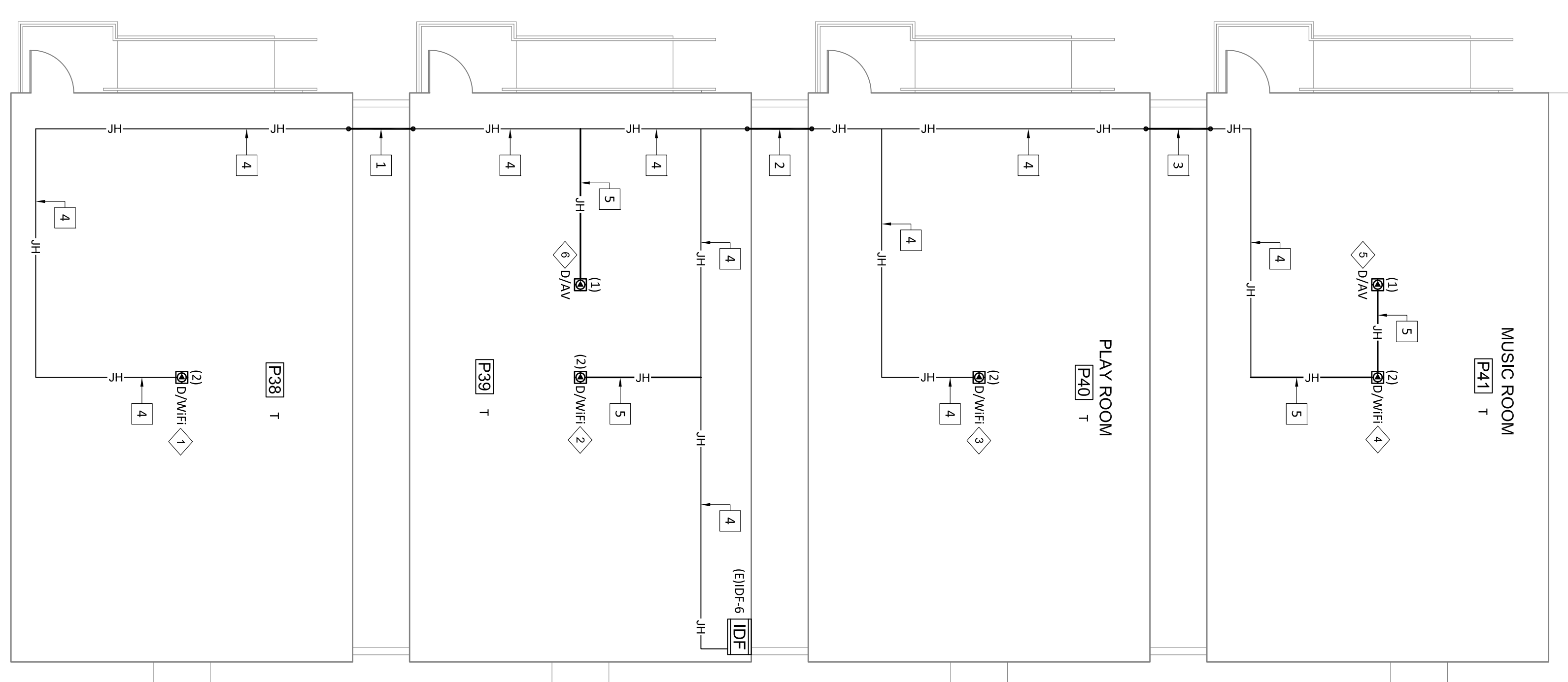


Jurupa Unified School District

KEYED REFERENCE NOTES:

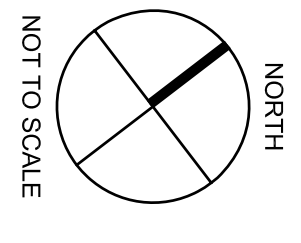
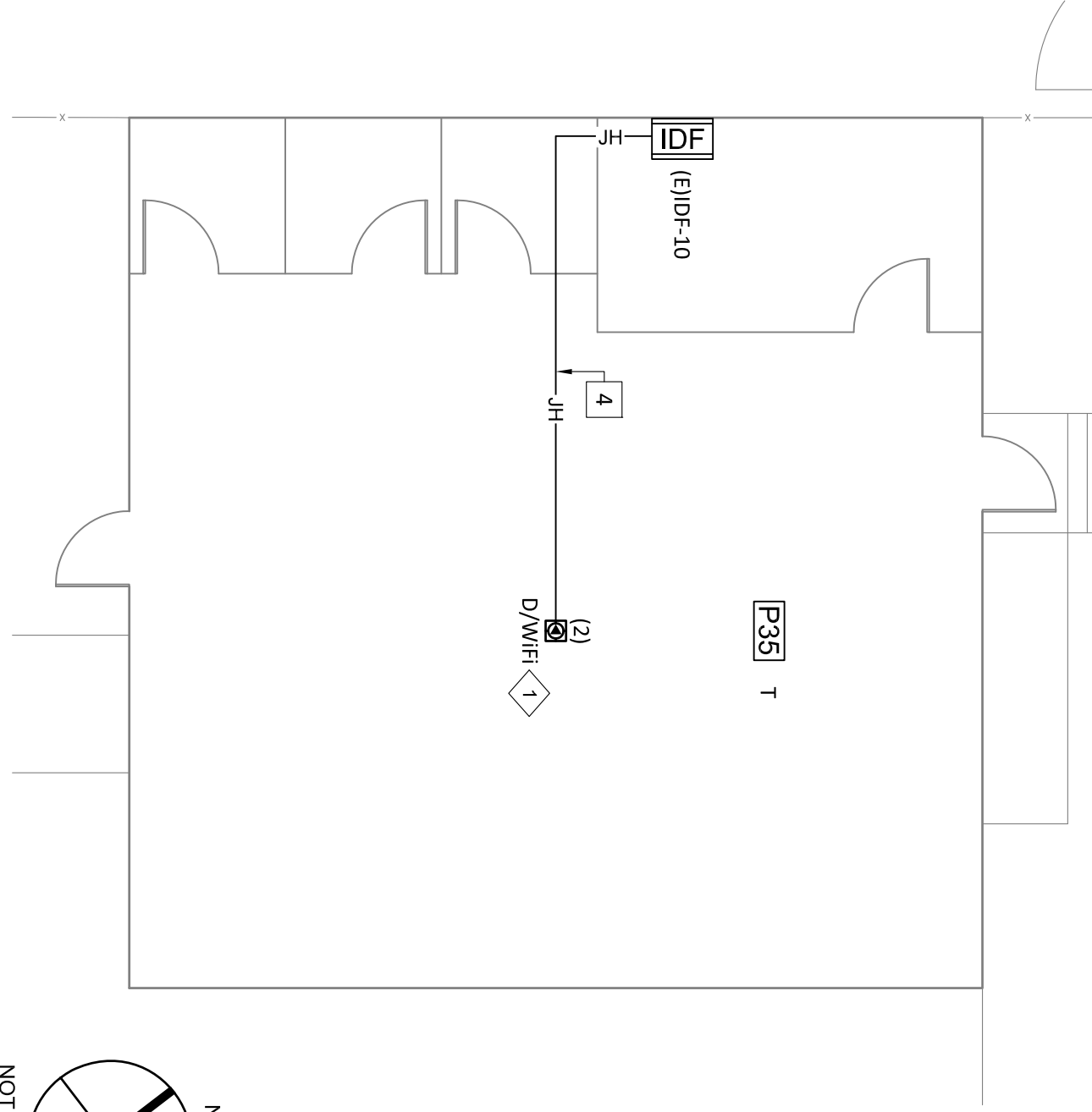
- 1 (E) 2" LIQUID TIGHT FS047,FS048
- 2 (E) 2" LIQUID TIGHT FS049,FS050
- 3 (E) 2" LIQUID TIGHT FS051,FS052
- 4 (E) J-HOOK
- 5 (N) J-HOOK

- LABELS**
- 1 (N)AP31 6-C07,6-C08
 - 2 (N)AP32 6-C05,6-C06
 - 3 (N)AP33 6-C03,6-C04
 - 4 (N)AP34 6-C01,6-C02
 - 5 6-A43
 - 6 6-A44



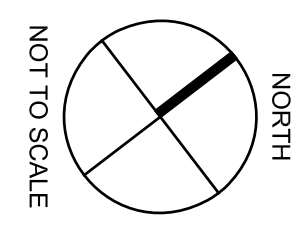
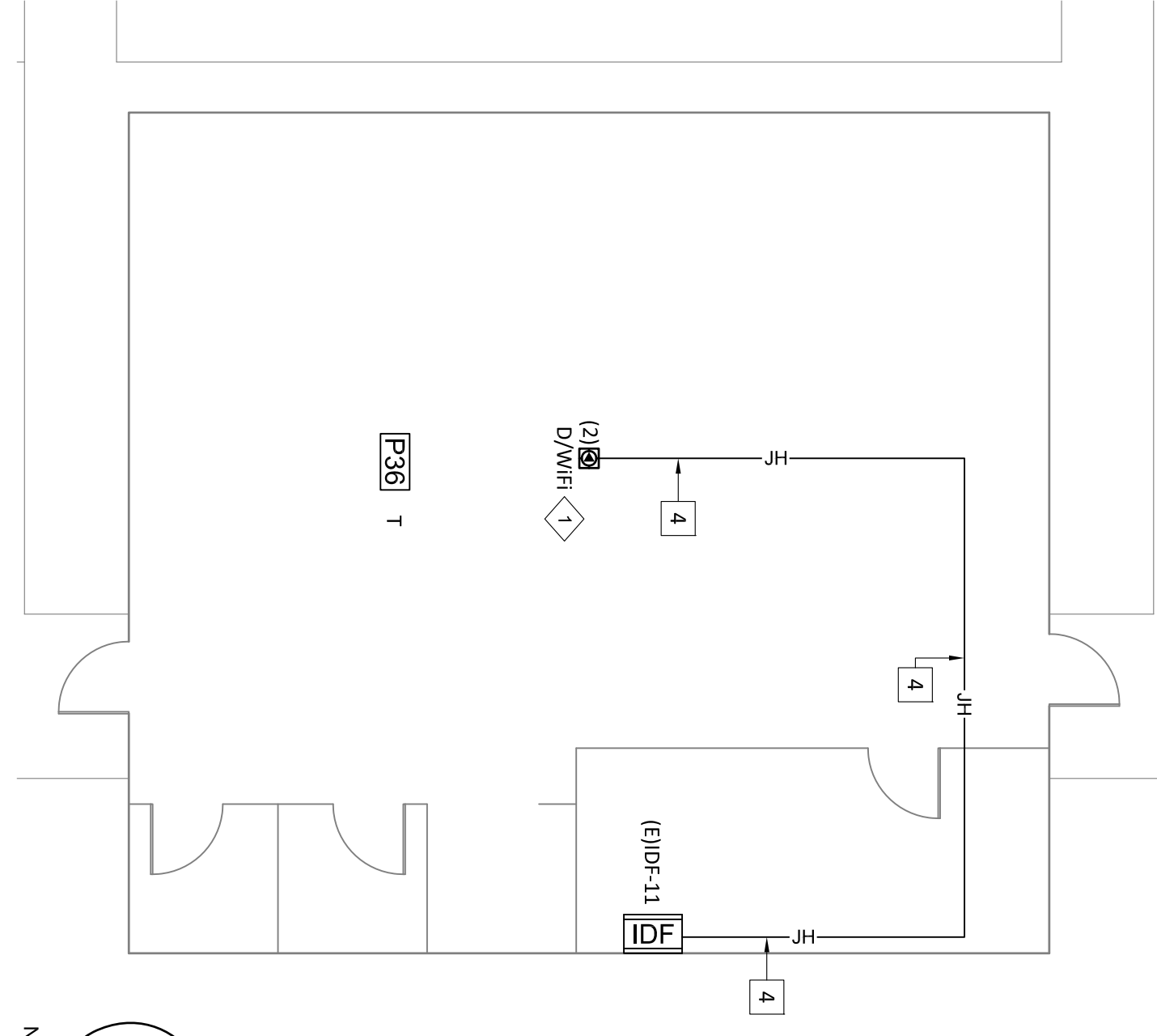
ZONE 6

- LABELS**
- (N)AP46 10-B01,10-B02

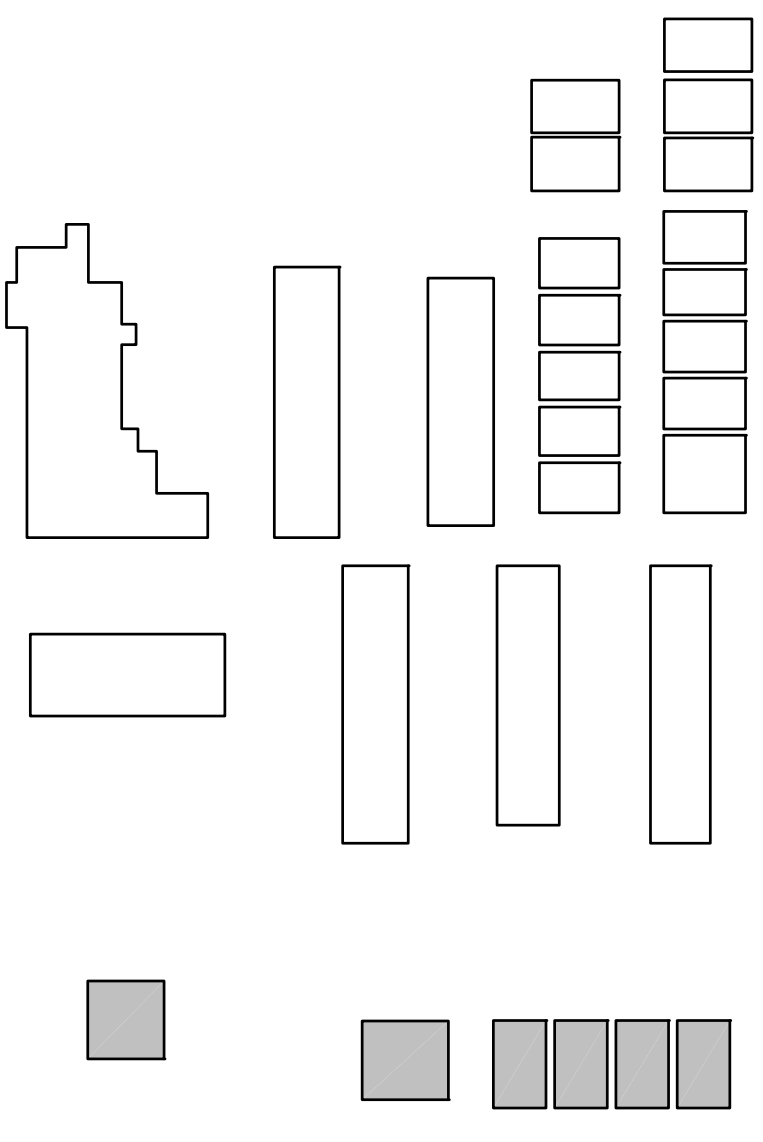


ZONE 10

- LABELS**
- (N)AP45 11-B01,11-B02



ZONE 11



Revision No.	Description	Date

Gary L. Hillier

COMMUNICATIONS DISTRIBUTION ENGINEER
 NETWORK TRANSPORT SYSTEMS ENGINEER
 INFORMATION TECHNOLOGY

VARIOUS SITES
 4850 PEDLEY ROAD
 JURUPA VALLEY, CA 92509

11 ES Wifi UPGRADE
E-RATE YEAR 18
INA ARBUCKLE ELEMENTARY SCHOOL
 3600 PACKARD STREET, RIVERSIDE, CA
ZONE 6, 10 & 11 AS-BUILT

Approved By:	ITS
Designed:	ITS
Drawn By:	LP
Checked:	PM
Reviewed:	JP
Date:	03/02/2016
ITS Project Number:	1014-283
Scale:	NTS
Drawing Number:	T3-3.5



Revision No.	Description	Date

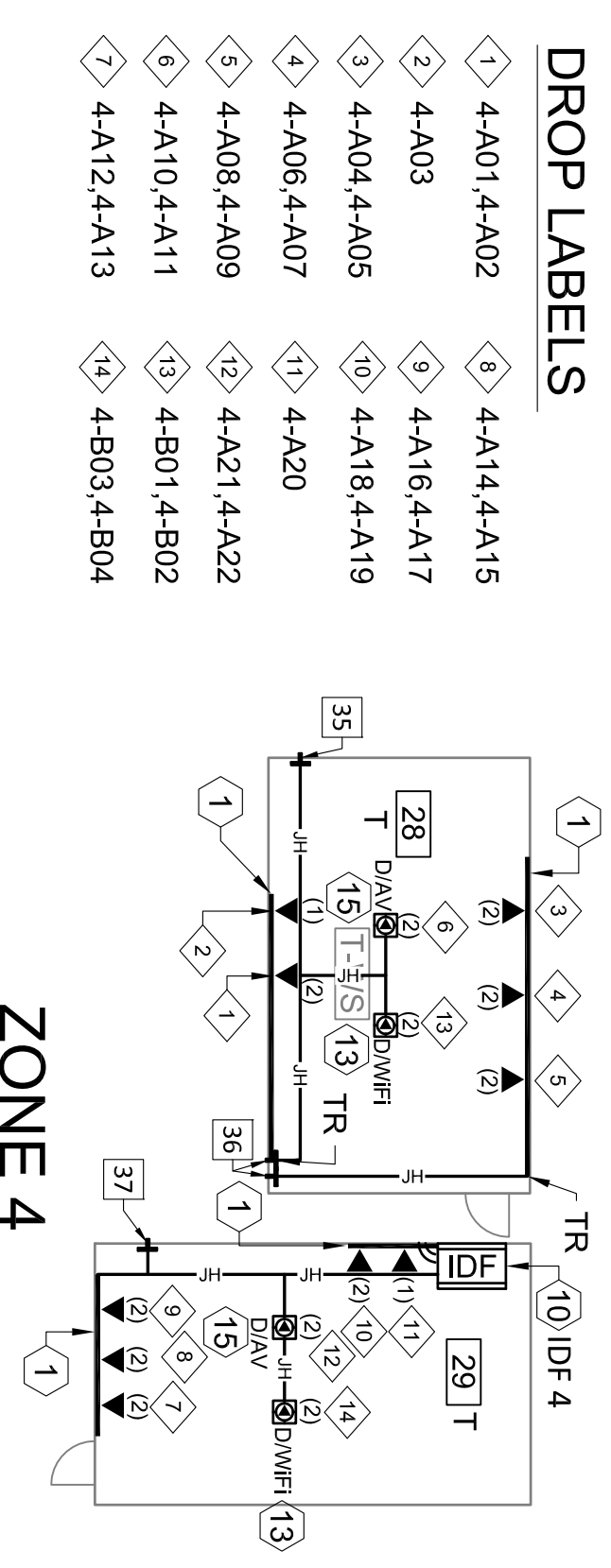
*THESE DRAWINGS WERE PREPARED AND DRAWN BY VECTOR USA

Gary L. Hillier
 COMMUNICATIONS DISTRIBUTION ENGINEER
 NETWORKING AND TELECOMMUNICATIONS
 CONSULTING ENGINEER
 ITS
 906.228.0000
 10000 S. BROADWAY, SUITE 200
 RIVERSIDE, CA 92504

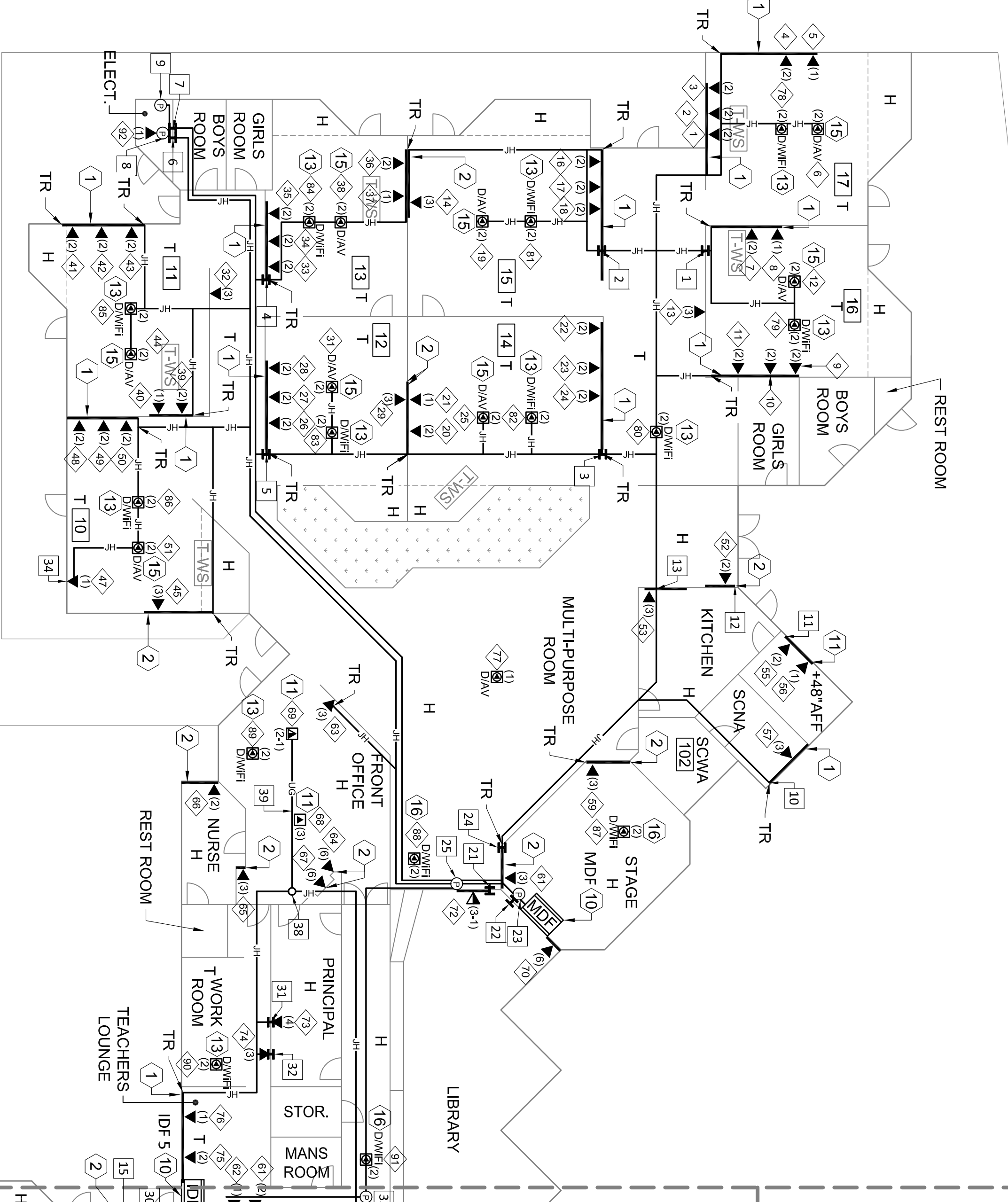
VARIOUS SITES
 4850 PEDLEY ROAD
 JURUPA VALLEY, CA 92509

5 ES TECH UPGRADE
 E-RATE YEAR 18
 INDIAN HILLS ELEMENTARY SCHOOL
 7750 LINARES, RIVERSIDE, CA
 ZONE 1, 4, & 5 AS-BUILT

Approved By: ITS
 Designated: ITS
 Drawn By: LP
 Checked: PM
 Reviewed: JP
 Date: 03/02/2016
 ITS Project Number: 0814-4-273
 Scale: NTS
 Drawing Number: T2-3.1

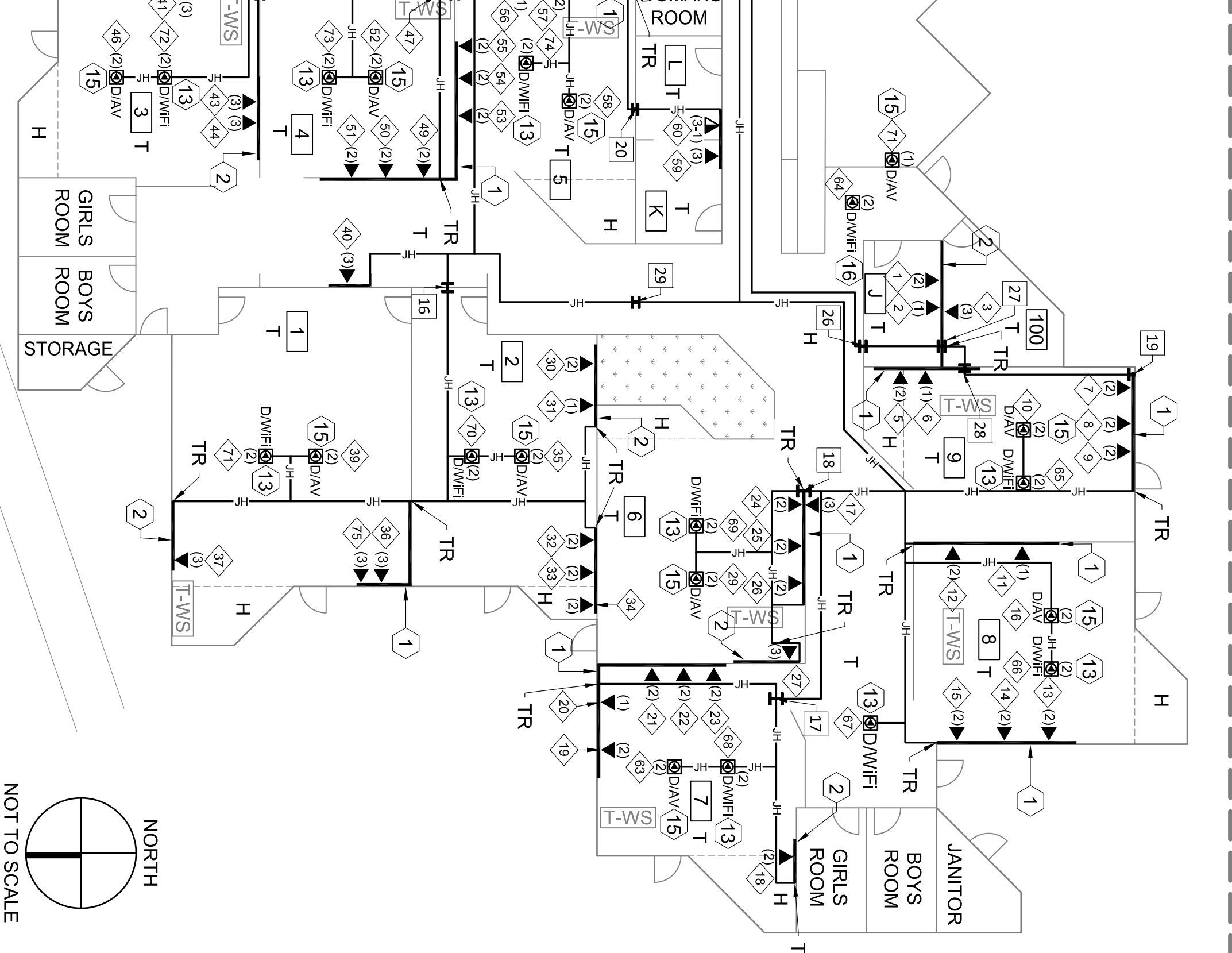


- DROP LABELS**
- 1 4A01.4A02
 - 2 4A03
 - 3 4A04.4A05
 - 4 4A06.4A07
 - 5 4A08.4A09
 - 6 4A10.4A11
 - 7 4A12.4A13
 - 8 4A14.4A15
 - 9 4A16.4A17
 - 10 4A18.4A19
 - 11 4A20
 - 12 4A21.4A22
 - 13 4A21.4A22
 - 14 4B01.4B02
 - 15 4B03.4B04



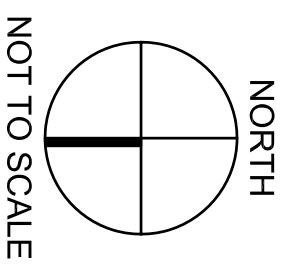
ZONE 1

- DROP LABELS**
- 1 1A01.1A02
 - 2 1A03.1A04
 - 3 1A05.1A06
 - 4 1A07.1A08
 - 5 1A09
 - 6 1A10.1A11
 - 7 1A12.1A13
 - 8 1A14
 - 9 1A15.1A16
 - 10 1A17.1A18
 - 11 1A19.1A20
 - 12 1A23.1A24.1A25
 - 13 1A26
 - 14 1A27.1A128
 - 15 NOT USED
 - 16 1A29.1A30
 - 17 1A31.1A32
 - 18 1A33.1A34
 - 19 1A35.1A36
 - 20 1A37.1A38
 - 21 1A39
 - 22 1A40.1A41
 - 23 1A42.1A43
 - 24 1A44.1A45
 - 25 1A46.1A47
 - 26 1A48.1B01
 - 27 1B02.1B03
 - 28 1B04.1B05
 - 29 1B06.1B07.1B08
 - 30 NOT USED
 - 31 1B09.1B10
 - 32 1B11.1B12.1B13
 - 33 1B14.1B15
 - 34 1B16.1B17
 - 35 1B18.1B19
 - 36 1B20.1B21
 - 37 1B22
 - 38 1B23.1B24
 - 39 1B25.1B26
 - 40 1B27
 - 41 1B28.1B29
 - 42 1B30.1B31
 - 43 1B32.1B33
 - 44 1B34.1B35
 - 45 1B36.1B37.1B38
 - 46 NOT USED
 - 47 1B39
 - 48 1B40.1B41
 - 49 1B42.1B43
 - 50 1B44.1B45
 - 51 1B46.1B47
 - 52 1C01.1C02
 - 53 1C03.1C04.1C05
 - 54 NOT USED
 - 55 1C06.1C07
 - 56 1C08
 - 57 1C09.1C10.1C11
 - 58 1C12.1C13.1C14
 - 59 1C15.1C16.1C17
 - 60 NOT USED
 - 61 1C18.1C19.1C20
 - 62 1C21.1C22.1C23
 - 63 1C24.1C40.1C41
 - 64 1C29.1C30.1C31
 - 65 1C32.1C33.1C34
 - 66 NOT USED
 - 67 1C35.1C36
 - 68 1C37.1C38.1C39
 - 69 1C35.1C36
 - 70 1C44.1C45.1C46
 - 71 1C47.1C48.1D01
 - 72 1D02
 - 73 1D03.1D04.1D05
 - 74 1D06.1D07.1D08
 - 75 1D09
 - 76 1D10.1D11.1D12
 - 77 1D13.1D14
 - 78 1D15
 - 79 1D16
 - 80 1E01.1E02
 - 81 1E03.1E04
 - 82 1E05.1E06
 - 83 1E07.1E08
 - 84 1E09.1E10
 - 85 1E11.1E12
 - 86 1E13.1E14
 - 87 1E15.1E16
 - 88 1E17.1E18
 - 89 1E19.1E20
 - 90 1E21.1E22
 - 91 1E23.1E24
 - 92 1E25.1E26
 - 93 1E27.1E28
 - 94 1B48



ZONE 5

- DROP LABELS**
- 1 5A04.5A05
 - 2 5A06
 - 3 5A01.5A02.5A03
 - 4 NOT USED
 - 5 5A07.5A08
 - 6 5A09
 - 7 5A10.5A11
 - 8 5A12.5A13
 - 9 5A14.5A15
 - 10 5A16.5A17
 - 11 5A20
 - 12 5A18.5A19
 - 13 5A21.5A22
 - 14 5A23.5A24
 - 15 5A25.5A26
 - 16 5A27.5A28
 - 17 5A29.5A30.5A31
 - 18 5A32.5A33
 - 19 5A34.5A35
 - 20 5A36
 - 21 5A37.5A38
 - 22 5A39.5A40
 - 23 5A41.5A42
 - 24 5A43.5A44
 - 25 5A45.5A46
 - 26 5A47.5A48
 - 27 5B01.5B02.5B03
 - 28 5B04.5B05
 - 29 5B06.5B07
 - 30 5B08
 - 31 5B09.5B10
 - 32 5B11.5B12
 - 33 5B13.5B14
 - 34 5B15.5B16
 - 35 5B17.5B18.5B19
 - 36 5B23.5B24.5B25
 - 37 5B26.5B27
 - 38 NOT USED
 - 39 5C12.5C13
 - 40 5C14.5C15
 - 41 5B28.5B29.5B30
 - 42 5B31.5B32.5B33
 - 43 NOT USED
 - 44 5B34.5B35.5B36
 - 45 5C24
 - 46 5B37.5B38.5B39
 - 47 5C25.5C26
 - 48 5D01.5D02
 - 49 5D03.5D04
 - 50 5D05.5D06
 - 51 5D07.5D08
 - 52 5D09.5D10
 - 53 5B45.5B46
 - 54 5B47.5B48
 - 55 5C01.5C02
 - 56 5C03.5C04
 - 57 5C05.5C06
 - 58 5C07.5C08
 - 59 5C09.5C10
 - 60 5D19.5D20
 - 61 5D21.5D22
 - 62 5B20.5B21.5B22





Revision No.	Description	Date

Garry L. Hillier
 COMMUNICATIONS DISTRIBUTION ENGINEER
 NETWORKING TECHNOLOGIES ENGINEER
 NETWORKING TECHNOLOGIES ENGINEER



VARIOUS SITES
 4850 PEDLEY ROAD
 JURUPA VALLEY, CA 92509

5 ES TECH UPGRADE
 E-RATE YEAR 18
 INDIAN HILLS ELEMENTARY SCHOOL
 7750 LINARES, RIVERSIDE, CA
 ZONE 2 & 3 AS-BUILT

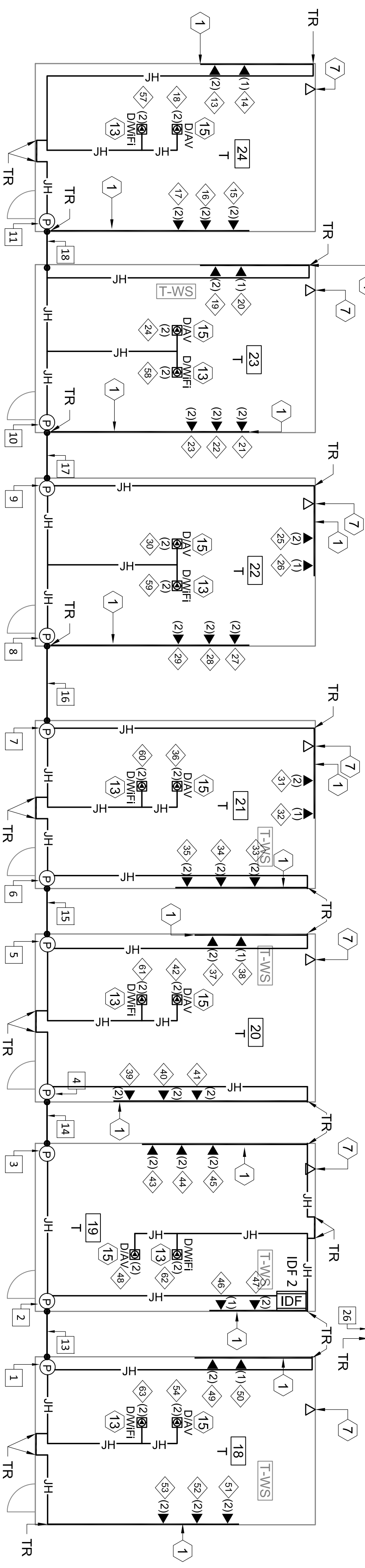
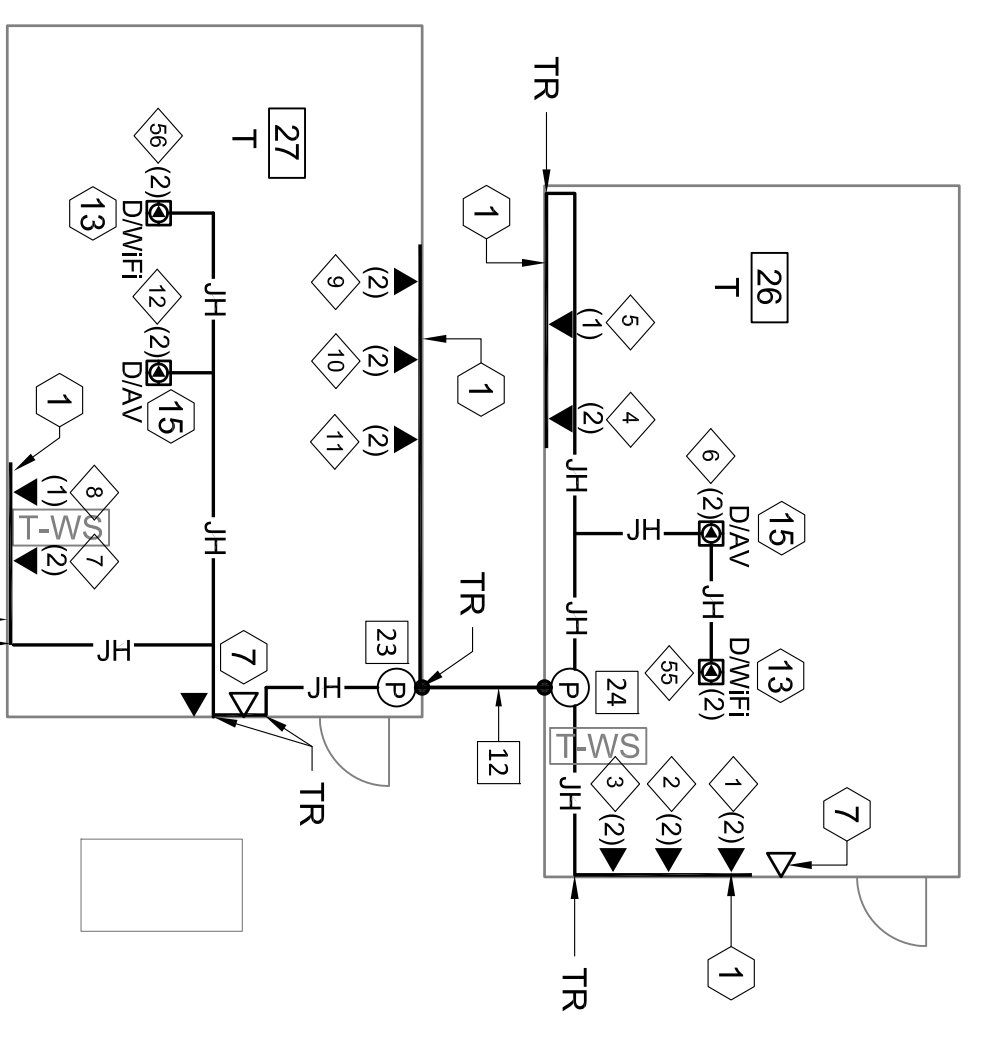
Approved By:	ITS
Designed:	ITS
Drawn By:	LP
Checked:	PM
Reviewed:	JP
Date:	03/02/2016
ITS Project Number:	0814-4-273
Scale:	NTS
Drawing Number:	T2-3.2

KEYED REFERENCE NOTES:

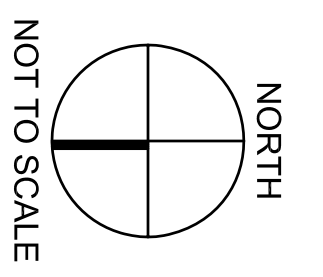
- 1 IPB01 - (N) 12"H X 12"W X 12"D NEMA 1 PULLBOX
- 2 IPB02 - (N) 12"H X 12"W X 12"D NEMA 1 PULLBOX
- 3 IPB03 - (N) 12"H X 12"W X 12"D NEMA 1 PULLBOX
- 4 IPB04 - (N) 12"H X 12"W X 12"D NEMA 1 PULLBOX
- 5 IPB05 - (N) 12"H X 12"W X 12"D NEMA 1 PULLBOX
- 6 IPB06 - (N) 12"H X 12"W X 12"D NEMA 1 PULLBOX
- 7 IPB07 - (N) 12"H X 12"W X 12"D NEMA 1 PULLBOX
- 8 IPB08 - (N) 12"H X 12"W X 12"D NEMA 1 PULLBOX
- 9 IPB09 - (N) 12"H X 12"W X 12"D NEMA 1 PULLBOX
- 10 IPB10 - (N) 12"H X 12"W X 12"D NEMA 1 PULLBOX
- 11 IPB11 - (N) 12"H X 12"W X 12"D NEMA 1 PULLBOX
- 12 (N) 2" LIQUID TIGHT
- 13 FSO33.FS034
- 14 (N) 2" LIQUID TIGHT
- 15 FSO13.FS014.FS015
- 16 FSO16.FS017.FS018
- 17 FSO09.FS010.FS011.FS012
- 18 (N) 2" LIQUID TIGHT
- 19 FSO05.FS006.FS007.FS008
- 20 FSO03.FS004
- 21 (N) 2" LIQUID TIGHT
- 22 FSO41.FS044
- 23 FSO42.FS043
- 24 (N) 2" LIQUID TIGHT
- 25 FSO45.FS046
- 26 (N) 2" PENETRATION/SLEEVE
- 27 FSO38.FS036
- 28 (N) 2" PENETRATION/SLEEVE
- 29 FSO28.FS030.FS031

DROP LABELS

- | | | | |
|----------------|----------------|----------------|----------------|
| 1 2-A01,2-A02 | 16 2-A28,2-A29 | 31 2-B08,2-B09 | 46 2-B38 |
| 2 2-A03,2-A04 | 17 2-A30,2-A31 | 32 2-B10 | 47 2-B36,2-B37 |
| 3 2-A05,2-A06 | 18 2-A32,2-A33 | 33 2-B11,2-B12 | 48 2-B39,2-B40 |
| 4 2-A07,2-A08 | 19 2-A34,2-A35 | 34 2-B13,2-B14 | 49 2-B41,2-B42 |
| 5 2-A09 | 20 2-A36 | 35 2-B15,2-B16 | 50 2-B43 |
| 6 2-A10,2-A11 | 21 2-A37,2-A38 | 36 2-B17,2-B18 | 51 2-B44,2-B45 |
| 7 2-A12,2-A13 | 22 2-A39,2-A40 | 37 2-B19,2-B20 | 52 2-B46,2-B47 |
| 8 2-A14 | 23 2-A41,2-A42 | 38 2-B21 | 53 2-B48,2-C01 |
| 9 2-A15,2-A16 | 24 2-A43,2-A44 | 39 2-B22,2-B23 | 54 2-C02,2-C03 |
| 10 2-A17,2-A18 | 25 2-A45,2-A46 | 40 2-B24,2-B25 | 55 2-D01,2-D02 |
| 11 2-A19,2-A20 | 26 2-A47 | 41 2-B26,2-B27 | 56 2-D03,2-D04 |
| 12 2-A21,2-A22 | 27 2-A48,2-B01 | 42 2-B28,2-B29 | 57 2-D05,2-D06 |
| 13 2-A23,2-A24 | 28 2-B02,2-B03 | 43 2-B30,2-B31 | 58 2-D07,2-D08 |
| 14 2-A25 | 29 2-B04,2-B05 | 44 2-B32,2-B33 | 59 2-D09,2-D10 |
| 15 2-A26,2-A27 | 30 2-B06,2-B07 | 45 2-B34,2-B35 | 60 2-D11,2-D12 |

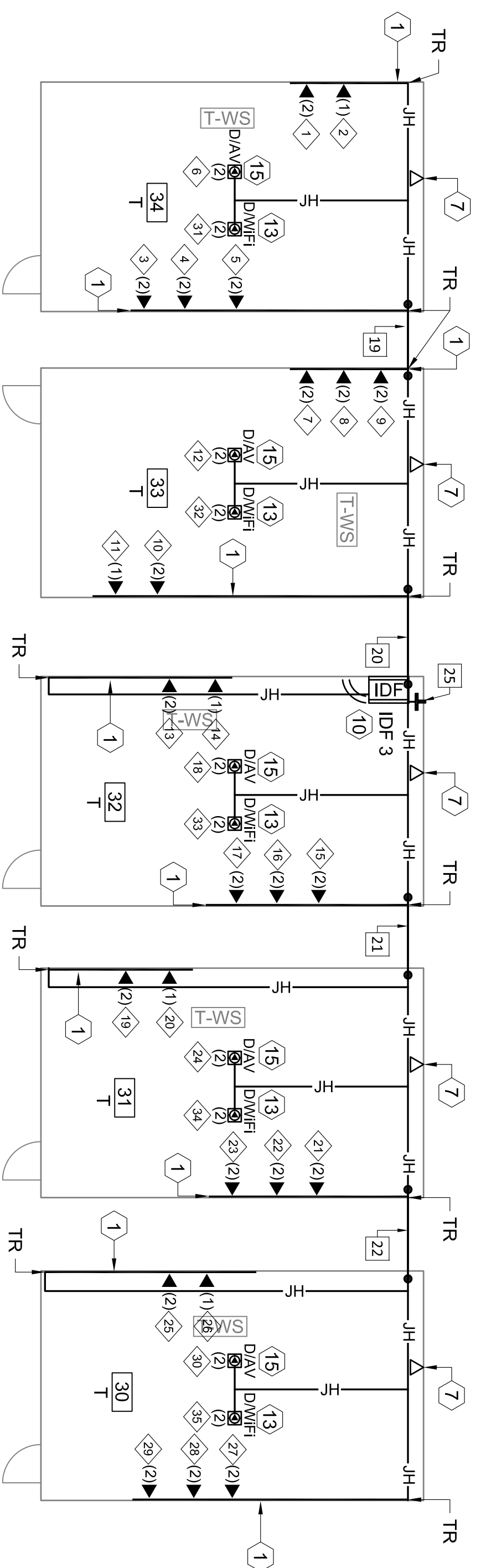


ZONE 2

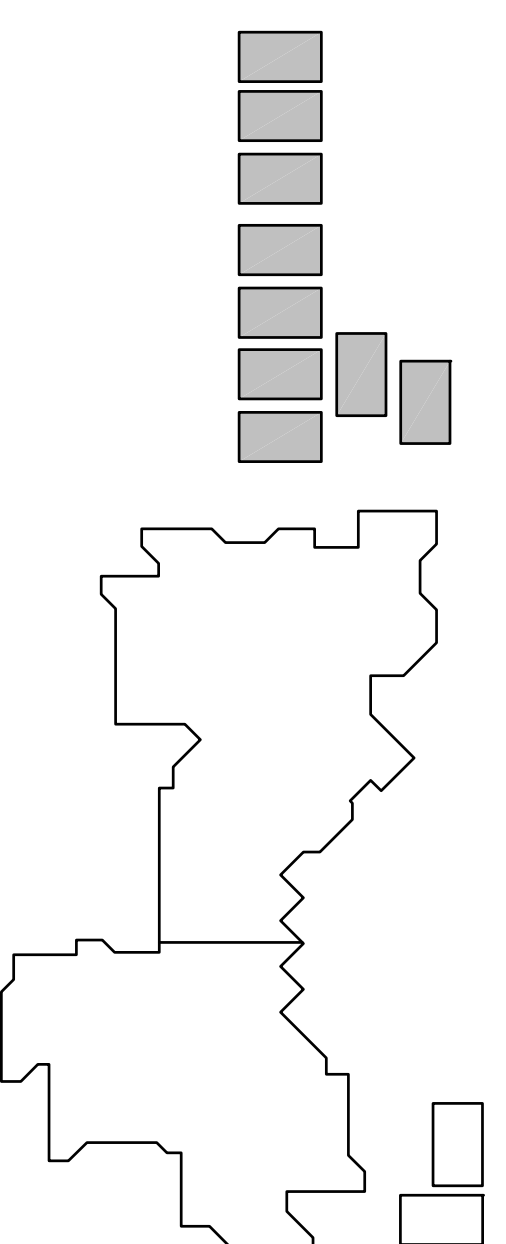
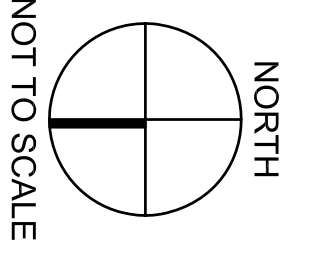


DROP LABELS

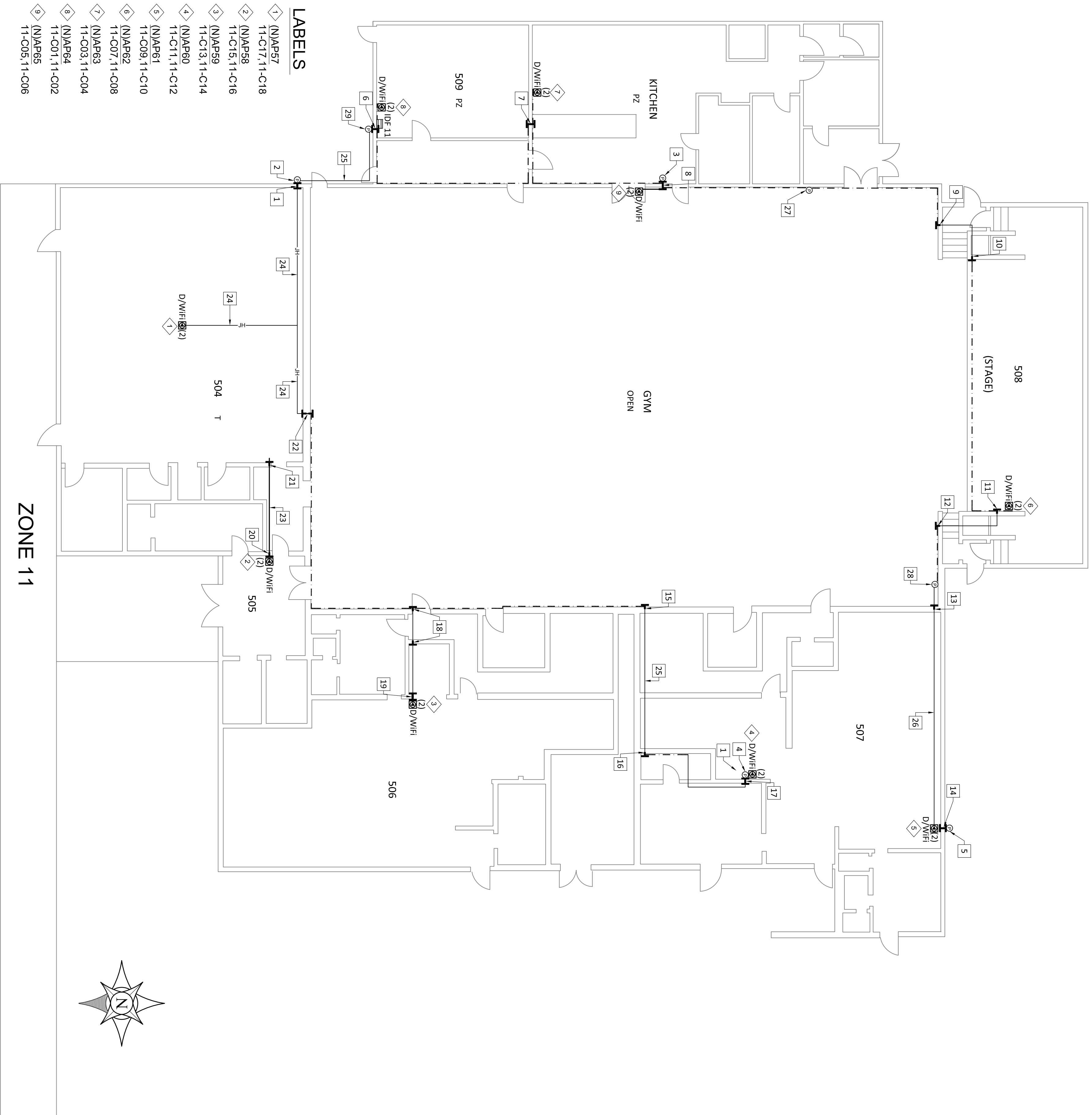
- | | |
|----------------|----------------|
| 1 3-A01,3-A02 | 16 3-A34,3-A35 |
| 2 3-A03 | 17 3-A36 |
| 3 3-A04,3-A05 | 18 3-A37,3-A38 |
| 4 3-A06,3-A07 | 19 3-A39,3-A40 |
| 5 3-A08,3-A09 | 20 3-A41,3-A42 |
| 6 3-A10,3-A11 | 21 3-A43,3-A44 |
| 7 3-A12,3-A13 | 22 3-A45,3-A46 |
| 8 3-A14,3-A15 | 23 3-A47 |
| 9 3-A16,3-A17 | 24 3-A48,3-B01 |
| 10 3-A18,3-A19 | 25 3-B02,3-B03 |
| 11 3-A20 | 26 3-B04,3-B05 |
| 12 3-A21,3-A22 | 27 3-B06,3-B07 |
| 13 3-A23,3-A24 | 28 3-C01,3-C02 |
| 14 3-A25 | 29 3-C03,3-C04 |
| 15 3-A26,3-A27 | 30 3-C05,3-C06 |
| 16 3-A28,3-A29 | 31 3-C07,3-C08 |
| 17 3-A30,3-A31 | 32 3-C09,3-C10 |
| 18 3-A32,3-A33 | |



ZONE 3



*THESE DRAWINGS WERE PREPARED AND DRAWN BY VECTOR USA

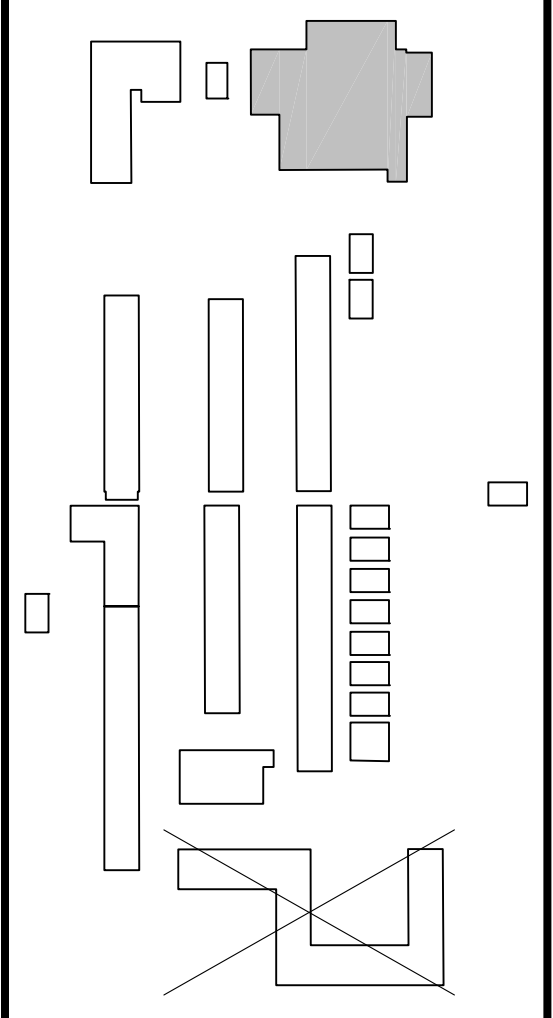


- LABELS**
- ◆ (N)AP87 11-C17, 11-C18
 - ◆ (N)AP88 11-C15, 11-C16
 - ◆ (N)AP89 11-C13, 11-C14
 - ◆ (N)AP90 11-C11, 11-C12
 - ◆ (N)AP91 11-C09, 11-C10
 - ◆ (N)AP92 11-C07, 11-C08
 - ◆ (N)AP93 11-C03, 11-C04
 - ◆ (N)AP94 11-C01, 11-C02
 - ◆ (N)AP95 11-C05, 11-C06



KEYED REFERENCE NOTES:


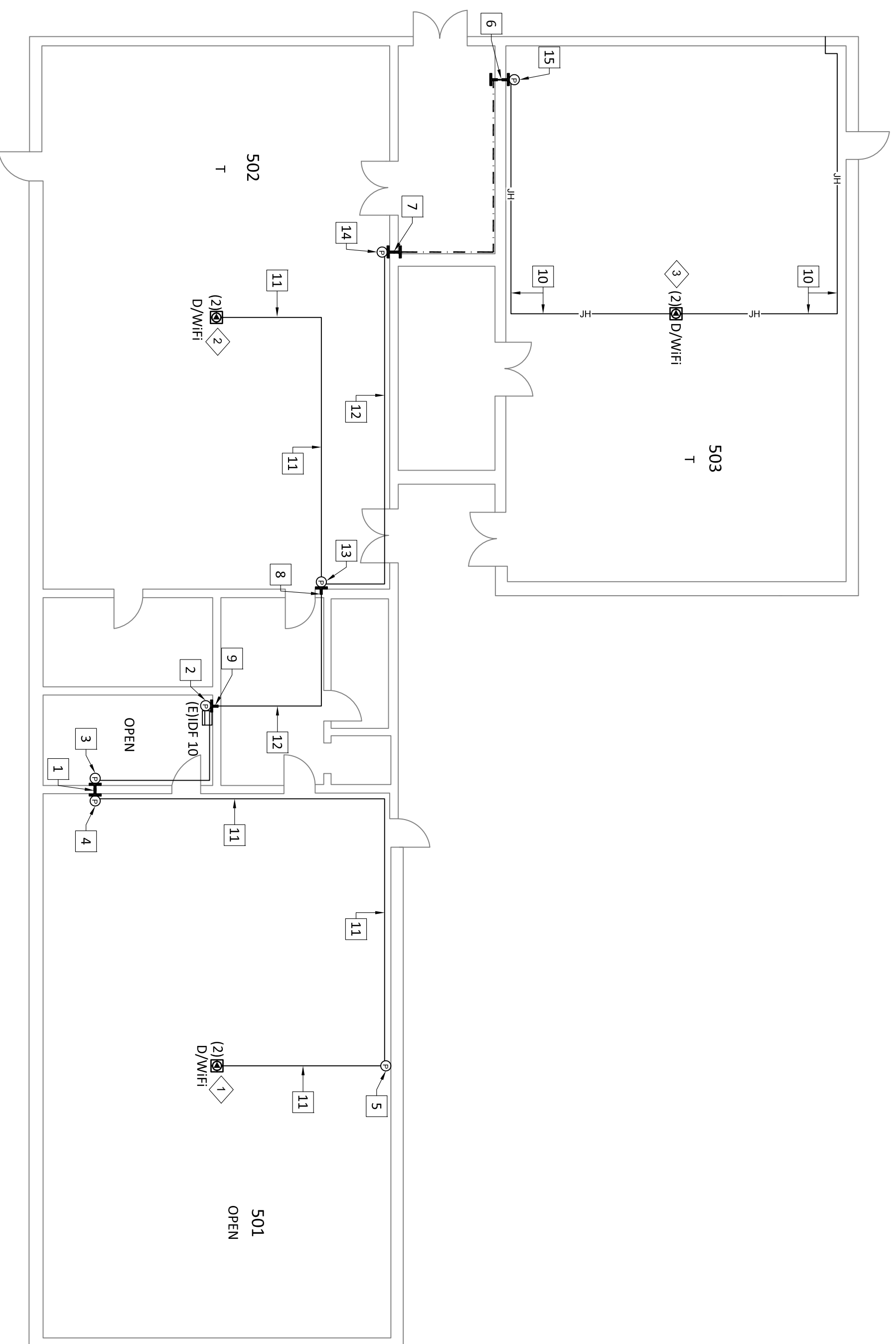
- 1 FS127, FS128
- 2 OPB-07 - (E) 12"H X 12"W X 6"D NEMA 3R PULLBOX
- 3 IPB-14 - (E) 18"H X 18"W X 6"D NEMA 3R PULLBOX
- 4 (N) 18"H X 16"W X 8"D HYPERLINK BOX
- 5 (N) 14"H X 12"W X 7"D HYPERLINK BOX
- 6 (E) 2" PENETRATION/SLEEVE FS101, FS102
- 7 (E) 2" PENETRATION/SLEEVE FS103, FS104
- 8 (E) 2" PENETRATION/SLEEVE FS105, FS106
- 9 (E) 2" PENETRATION/SLEEVE FS107
- 10 (E) 2" PENETRATION/SLEEVE FS108
- 11 (E) 2" PENETRATION/SLEEVE FS109
- 12 (E) 2" PENETRATION/SLEEVE FS110
- 13 (E) 1" PENETRATION/SLEEVE FS111
- 14 (E) 1" PENETRATION/SLEEVE FS112, FS113, FS114
- 15 (E) 2" PENETRATION/SLEEVE FS115
- 16 (E) 2" PENETRATION/SLEEVE FS116
- 17 (E) 1" PENETRATION/SLEEVE FS117, FS118
- 18 (E) 1" PENETRATION/SLEEVE FS119, FS120
- 19 (E) 1" PENETRATION/SLEEVE FS121, FS122
- 20 (N) 1" PENETRATION/SLEEVE FS123
- 21 (N) 1" PENETRATION/SLEEVE FS124
- 22 (E) 2" PENETRATION/SLEEVE FS125, FS126
- 23 (N) 1" EMT
- 24 (E) J-HOOK
- 25 (E) 2" EMT
- 26 (E) 1" EMT
- 27 IPB-15 - (E) 12"H X 12"W X 6"D NEMA 3R PULLBOX
- 28 IPB-16 - (E) 12"H X 12"W X 6"D NEMA 3R PULLBOX
- 29 OPB-06 - (E) 18"H X 18"W X 6"D NEMA 3R PULLBOX

KEY PLAN



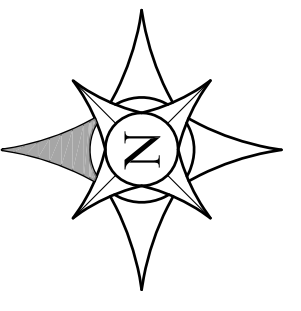
*THESE DRAWINGS WERE PREPARED AND DRAWN BY VECTOR USA

<p>VARIOUS SITES 4850 PEDLEY ROAD JURUPA VALLEY, CA 92509</p>	 <p>TTS TECHNOLOGY • SECURITY • AUDIO • VIDEO</p>	<p>Gary L. Hiller COMMUNICATIONS INSURPTION ENGINEER REGISTERED PROFESSIONAL ENGINEER No. 22208 Expires 06/30/2018</p>	<table border="1" style="width: 100%; border-collapse: collapse;"> <thead> <tr> <th>Revision No.</th> <th>Description</th> <th>Date</th> </tr> </thead> <tbody> <tr><td> </td><td> </td><td> </td></tr> <tr><td> </td><td> </td><td> </td></tr> <tr><td> </td><td> </td><td> </td></tr> <tr><td> </td><td> </td><td> </td></tr> </tbody> </table>	Revision No.	Description	Date														
Revision No.	Description	Date																		
<p>3MS, 2HS & RIVERCREST WiFi UPGRADE E-RATE YEAR 18</p>			<p>JURUPA MIDDLE SCHOOL 8700 GALENA STREET ZONE 11 AS-BUILT</p>																	
<table border="1" style="width: 100%; border-collapse: collapse;"> <tr><td>Approved By:</td><td>GLH</td></tr> <tr><td>Designed:</td><td>TTS</td></tr> <tr><td>Drawn By:</td><td>RJB</td></tr> <tr><td>Checked:</td><td>GLH</td></tr> <tr><td>Reviewed:</td><td>MER</td></tr> <tr><td>Date:</td><td>11/28/2014</td></tr> <tr><td>TTS Project Number:</td><td>1014-282</td></tr> <tr><td>Scale:</td><td>3/32" = 1'-0"</td></tr> <tr><td>Drawing Number:</td><td>T1-3.1</td></tr> </table>				Approved By:	GLH	Designed:	TTS	Drawn By:	RJB	Checked:	GLH	Reviewed:	MER	Date:	11/28/2014	TTS Project Number:	1014-282	Scale:	3/32" = 1'-0"	Drawing Number:
Approved By:	GLH																			
Designed:	TTS																			
Drawn By:	RJB																			
Checked:	GLH																			
Reviewed:	MER																			
Date:	11/28/2014																			
TTS Project Number:	1014-282																			
Scale:	3/32" = 1'-0"																			
Drawing Number:	T1-3.1																			
<p>Jurupa Unified School District</p>			<p>DRAWING NOT MAINTAINED BY Informational Phone: (760) 369-9418</p>																	



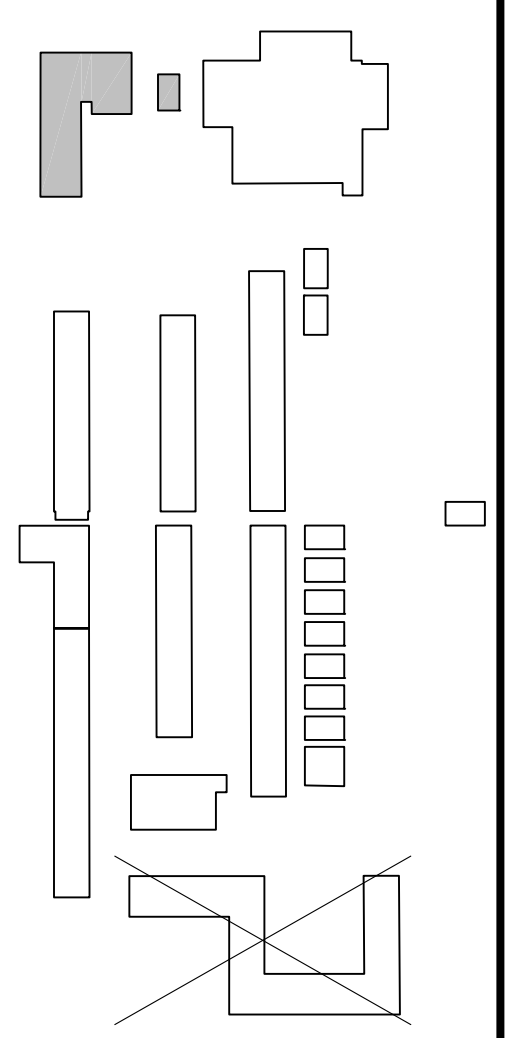
- LABELS**
- 1 (N)AP53
10-C01,10-C02
 - 2 (N)AP54
10-C03,10-C04
 - 3 (N)AP55
10-C05,10-C06
 - 4 (N)AP56
10-A44,10-A45

ZONE 10





- KEYED REFERENCE NOTES:**
- 1 (E) 1" PENETRATION/SLEEVE
FS099,FS100
 - 2 IPB-24 - (E) 12"H X 12"W X 6"D NEMA 1 PULLBOX
 - 3 IPB-10 - (E) 12"H X 12"W X 6"D NEMA 1 PULLBOX
 - 4 IPB-09 - (E) 12"H X 12"W X 6"D NEMA 1 PULLBOX
 - 5 IPB-07 - (E) 8"H X 8"W X 6"D NEMA 1 PULLBOX
 - 6 (E) 2" PENETRATION/SLEEVE
FS093,FS094
 - 7 (E) 2" PENETRATION/SLEEVE
FS095,FS096
 - 8 (E) 2" PENETRATION/SLEEVE
FS097
 - 9 (E) 2" PENETRATION/SLEEVE
FS098
 - 10 (E) J-HOOK
 - 11 (E) 1" EMT
 - 12 (E) 2" EMT
 - 13 IPB-11 - (E) 12"H X 12"W X 6"D NEMA 1 PULLBOX
 - 14 IPB-12 - (E) 12"H X 12"W X 6"D NEMA 1 PULLBOX
 - 15 IPB-13 - (E) 12"H X 12"W X 6"D NEMA 1 PULLBOX

KEY PLAN



*THESE DRAWINGS WERE PREPARED AND DRAWN BY VECTOR USA

<p>VARIOUS SITES 4850 PEDLEY ROAD JURUPA VALLEY, CA 92509</p>	 <p>TTS COMMUNICATIONS INSURPTION ENGINEER NETWORKS AND SYSTEMS ENGINEER LICENSED PROFESSIONAL ENGINEER</p>	<p>Revision No.</p>	<p>Description</p>	<p>Date</p>	<p>DRAWING ARE MAINTAINED BY: Information: Phone:(760) 369-9418</p>  <p>Information: Phone:(760) 369-9418</p>
<p>3MS, 2HS & RIVERCREST WiFi UPGRADE E-RATE YEAR 18</p>	<p>Gary L. Hiller</p>				<p>Jurupa Unified School District</p>
<p>JURUPA MIDDLE SCHOOL 8700 GALENA ST., RIVERSIDE, CA 92509 ZONE 10 AS-BUILT</p>	<p>Approved By: GLH</p> <p>Designed: TTS</p> <p>Drawn By: RJB</p> <p>Checked: GLH</p> <p>Reviewed: MER</p> <p>Date: 11/28/2014</p> <p>TTS Project Number: 1014-282</p> <p>Scale: 3/32"=1'-0"</p> <p>Drawing Number: T1-3.2</p>				



Jurupa Unified School District

Revision No.	Description	Date

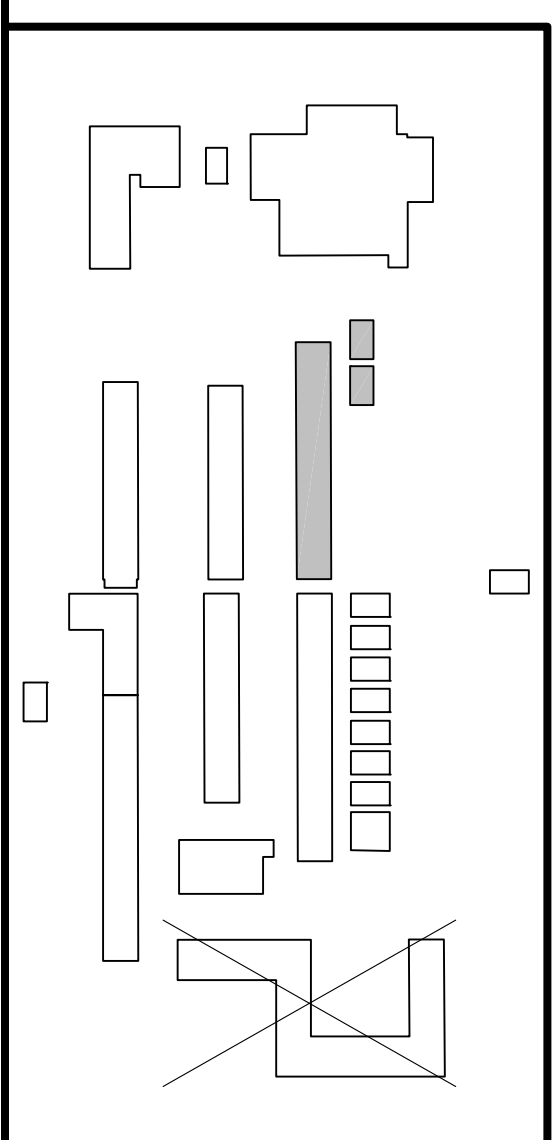
*THESE DRAWINGS WERE PREPARED AND DRAWN BY VECTOR USA

Gary L. Hiller
 COMMUNICATIONS INSPECTION ENGINEER
 NETWORK DESIGN ENGINEER
 LICENSE NO. 22208


VARIOUS SITES
4850 PEDLEY ROAD
JURUPA VALLEY, CA 92509

3MS, 2HS & RIVERCREST WiFi
UPGRADE E-RATE YEAR 18

Approved By:	GLH
Designed:	TTS
Drawn By:	RJB
Checked:	GLH
Reviewed:	MER
Date:	11/28/2014
TTS Project Number:	1014-282
Scale:	3/32" = 1'-0"
Drawing Number:	T1-3.3

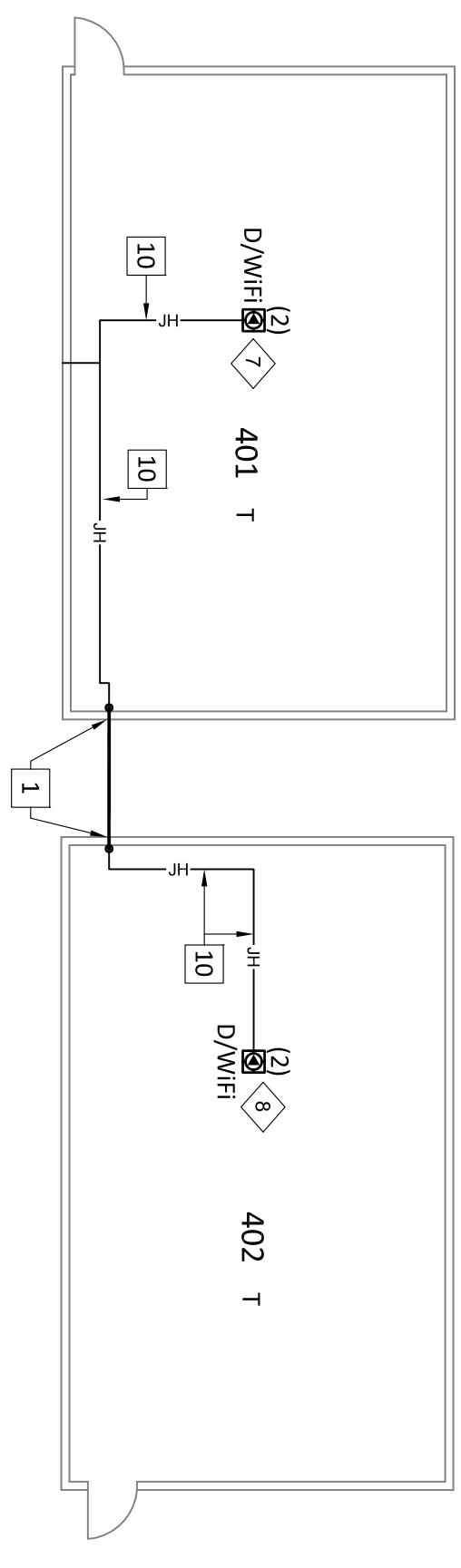
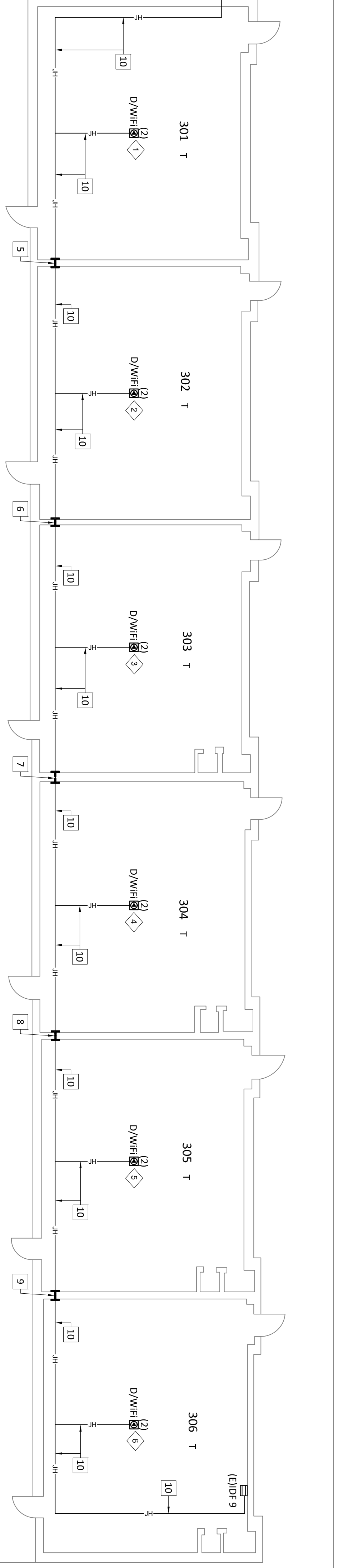


KEY PLAN



MATCH LINE - SEE SHEET T1-3.4

ZONE 9



LABELS

- 1 (N)AP45 9-D01,9-D02
- 2 (N)AP46 9-D03,9-D04
- 3 (N)AP47 9-D05,9-D06
- 4 (N)AP48 9-D07,9-D08
- 5 (N)AP49 9-D09,9-D10
- 6 (N)AP50 9-D11,9-D12
- 7 (N)AP51 9-B20,9-B21
- 8 (N)AP52 9-B31,9-B37

KEYED REFERENCE NOTES:

- 1 (E) 2" LIQUID TIGHT
- 2 NOT USED
- 3 NOT USED
- 4 NOT USED
- 5 (E) 2" PENETRATION/SLEEVE FS015,FS016
- 6 (E) 2" PENETRATION/SLEEVE FS017,FS018
- 7 (E) 2" PENETRATION/SLEEVE FS019,FS020
- 8 (E) 2" PENETRATION/SLEEVE FS021,FS022
- 9 (E) 2" PENETRATION/SLEEVE FS023,FS024
- 10 (E) J-HOOK



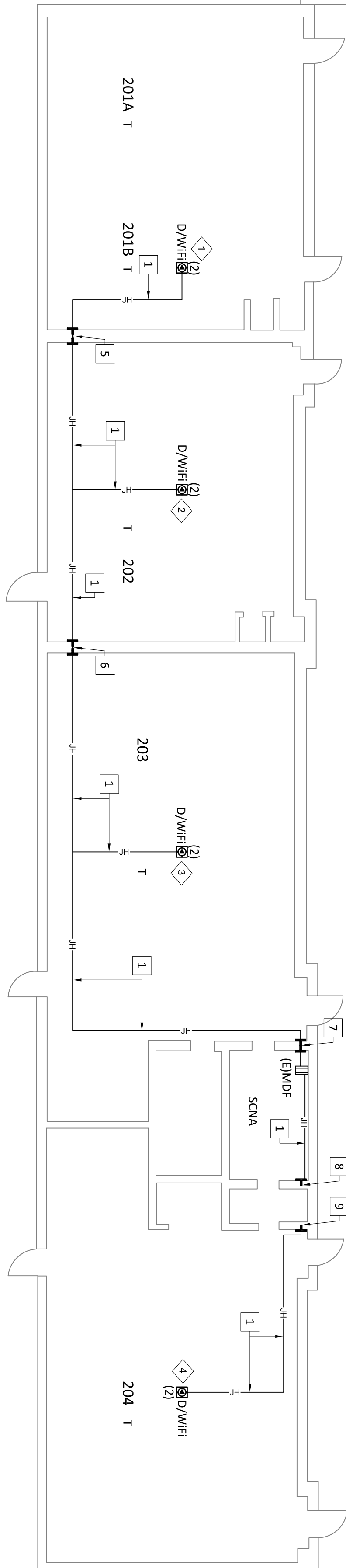
Information Technology Solutions, LLC
Phone: (760) 368-4418

Jurupa Unified School District

KEYED REFERENCE NOTES:

- 1 (E) J-HOOK
- 2 IPB-29 - (E) 24"H X 24"W X 6"D NEMA 1 PULLBOX
- 3 IPB-501 - (E) 18"H X 18"W X 6"D NEMA 1 PULLBOX
- 4 IPB-503 - (E) 12"H X 12"W X 6"D NEMA 1 PULLBOX
- 5 (E) 2" PENETRATION/SLEEVE
FS037,FS038
- 6 (E) 2" PENETRATION/SLEEVE
FS039,FS040
- 7 (N) 2" SLEEVE
FS041,FS042
- 8 (E) 2" PENETRATION/SLEEVE
FS043
- 9 (E) 2" PENETRATION/SLEEVE
FS044
- 10 (E) 2" PENETRATION/SLEEVE
FS055,FS056
- 11 (E) 2" PENETRATION/SLEEVE
FS057,FS058
- 12 (E) 2" PENETRATION/SLEEVE
FS059,FS060
- 13 (E) 2" PENETRATION/SLEEVE
FS061,FS062
- 14 (E) 2" PENETRATION/SLEEVE
FS063,FS064
- 15 (E) 1" PENETRATION/SLEEVE
FS065,FS067
- 16 (E) 2" PENETRATION/SLEEVE
FS066,FS068
- 17 (E) 2" PENETRATION/SLEEVE
FS069,FS070
- 18 (E) 2" PENETRATION/SLEEVE
FS071,FS072
- 19 IPB-28 - (E) 24"H X 24"W X 6"D NEMA 1 PULLBOX
- 20 IPB-27 - (E) 24"H X 24"W X 6"D NEMA 1 PULLBOX
- 21 IPB-26 - (E) 24"H X 24"W X 6"D NEMA 1 PULLBOX
- 22 IPB-505 - (E) 24"H X 24"W X 6"D NEMA 1 PULLBOX

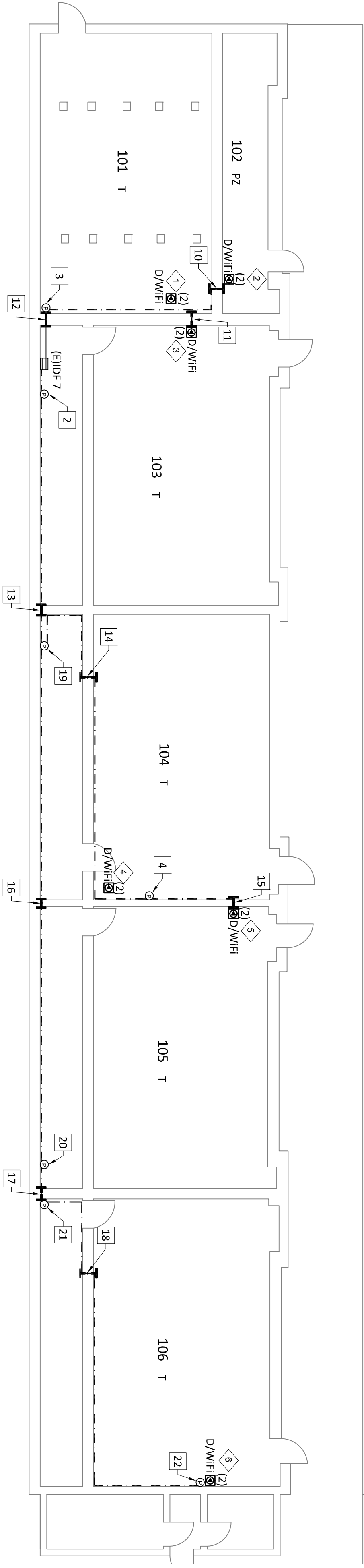
- 1 (N)AP02
1-C01,1-C02
- 2 (N)AP03
1-C03,1-C04
- 3 (N)AP04
1-C05,1-C06
- 4 (N)AP05
1-C07,1-C08



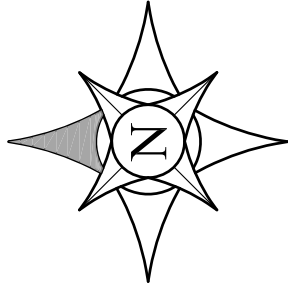
ZONE 1

LABELS

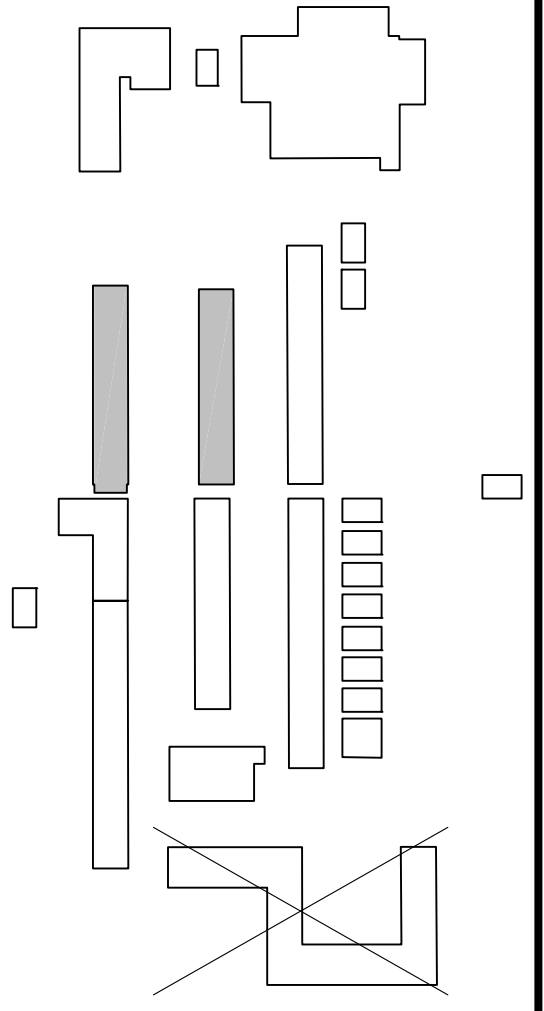
- 1 (N)AP36
7-D03,7-D04
- 2 (N)AP37
7-D01,7-D02
- 3 (N)AP38
7-D05,7-D06
- 4 (N)AP39
7-D07,7-D08
- 5 (N)AP40
7-D09,7-D10
- 6 (N)AP41
7-D11,7-D12



ZONE 7



KEY PLAN



*THESE DRAWINGS WERE PREPARED AND DRAWN BY VECTOR USA

Revision No.	Description	Date

Gary L. Hiller
COMMUNICATIONS INSURPTION ENGINEER
REGISTERED PROFESSIONAL ENGINEER
No. 22208
Expires 06/30/2019

VARIOUS SITES
4850 PEDLEY ROAD
JURUPA VALLEY, CA 92509

3MS, 2HS & RIVERCREST WiFi
UPGRADE E-RATE YEAR 18

JURUPA MIDDLE SCHOOL
8700 GALENA ST, RIVERSIDE, CA 92509
ZONES 1 & 7 AS-BUILT

Approved By: GLH
Designed: TTS
Drawn By: RJB
Checked: GLH
Reviewed: MER

Date: 11/28/2014
ITS Project Number: 1014-282
Scale: 3/32"=1'-0"
Drawing Number: T1-3.4



Jurupa Unified School District

Revision No.	Description	Date

*THESE DRAWINGS WERE PREPARED AND DRAWN BY VECTOR USA

Gary L. Hiller
 COMMUNICATIONS INSPECTION ENGINEER
 NETWORK DESIGN ENGINEER
 NETWORK DESIGN ENGINEER



VARIOUS SITES
 4850 PEDLEY ROAD
 JURUPA VALLEY, CA 92509

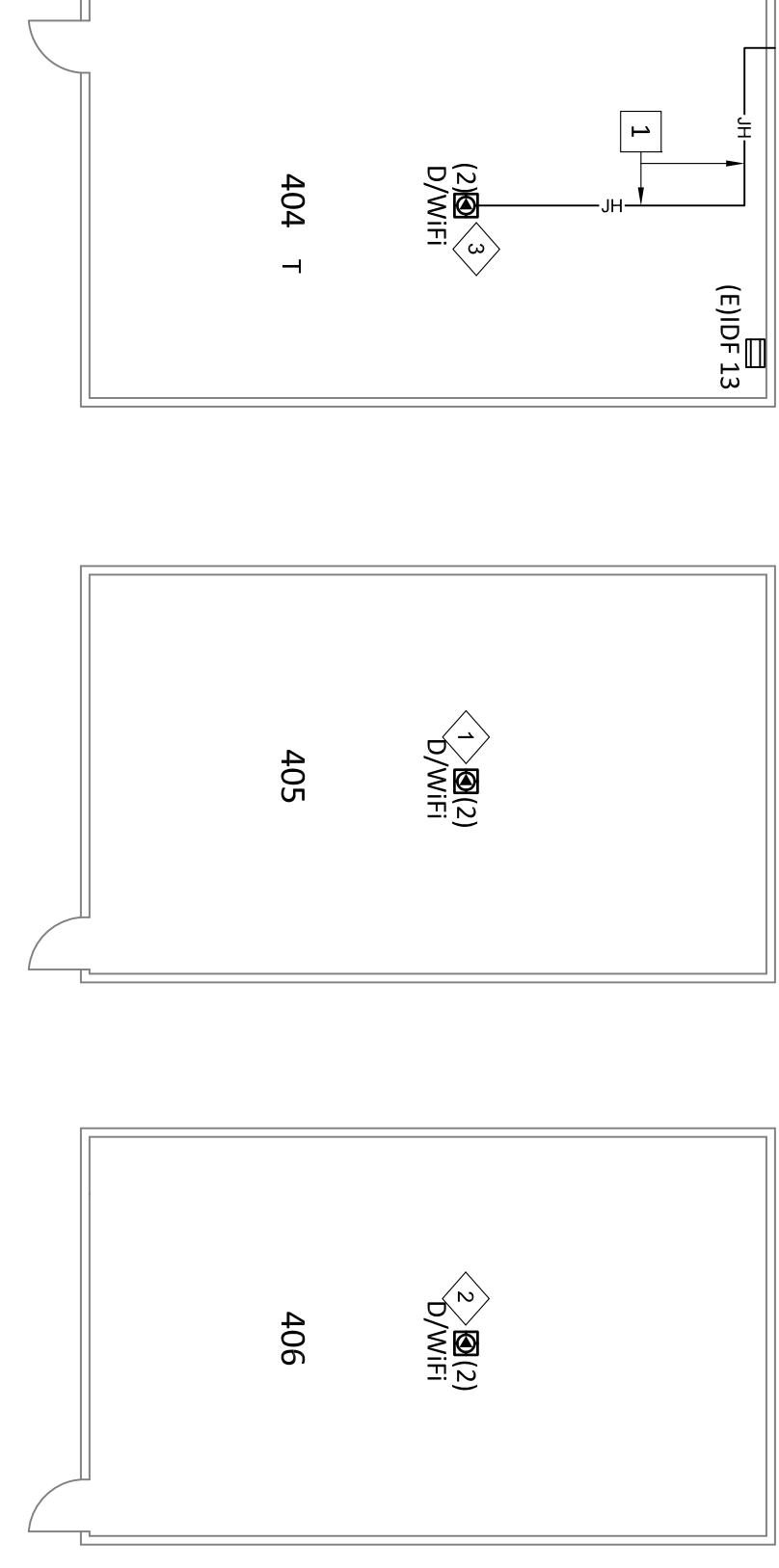
**3MS, 2HS & RIVERCREST WiFi
 UPGRADE E-RATE YEAR 18**

JURUPA MIDDLE SCHOOL
 8700 GALENA ST, RIVERSIDE, CA 92509
 ZONE 6 & 13 AS-BUILT

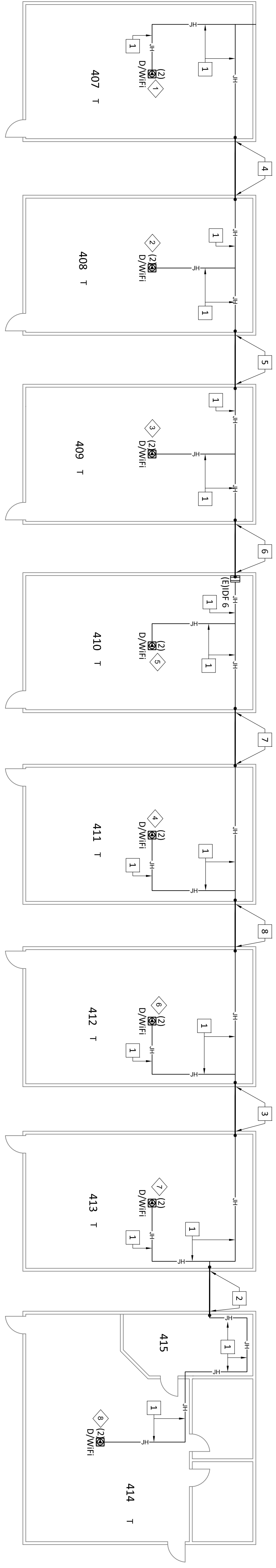
Approved By:	GLH
Designed:	TTS
Drawn By:	RJB
Checked:	GLH
Reviewed:	MER
Date:	11/28/2014
TTS Project Number:	1014-282
Scale:	3/32" = 1'-0"
Drawing Number:	T1-3.5

- KEYED REFERENCE NOTES:**
- 1 (E) J-HOOK
 - 2 (E) 2" SEAL TIGHT FS013, FS014
 - 3 (E) 2" SEAL TIGHT FS011, FS012
 - 4 (E) 2" SEAL TIGHT FS001, FS002
 - 5 (E) 2" SEAL TIGHT FS003, FS004
 - 6 (E) 2" SEAL TIGHT FS005, FS006
 - 7 (E) 2" SEAL TIGHT FS007, FS008
 - 8 (E) 2" SEAL TIGHT FS009, FS010

- LABELS**
- 1 (NJAP01 13-A07, 13-A08
 - 2 (NJAP26 13-A08, 13-A10
 - 3 (NJAP35 13-A01, 13-A02



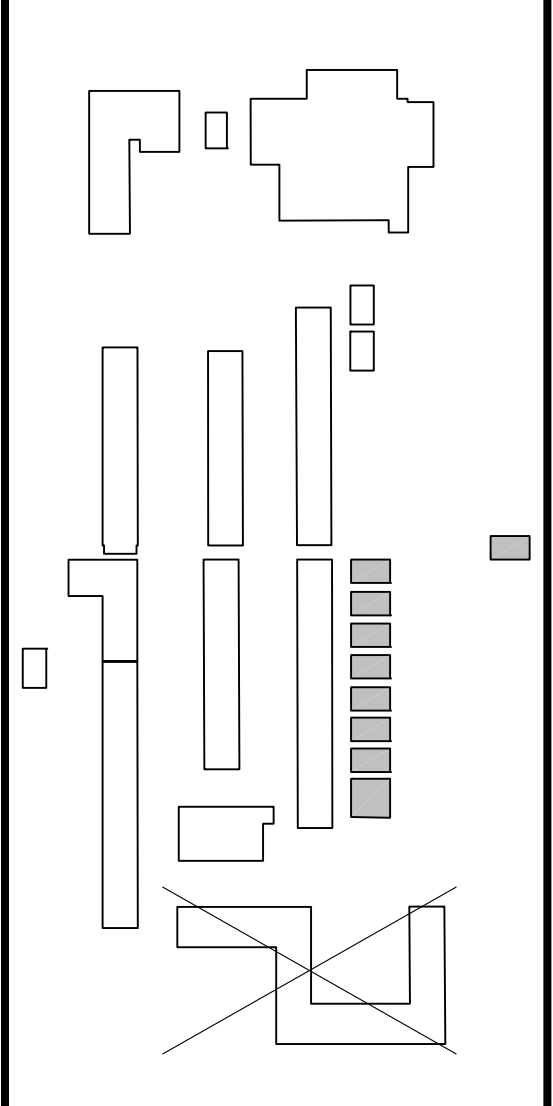

ZONE 13

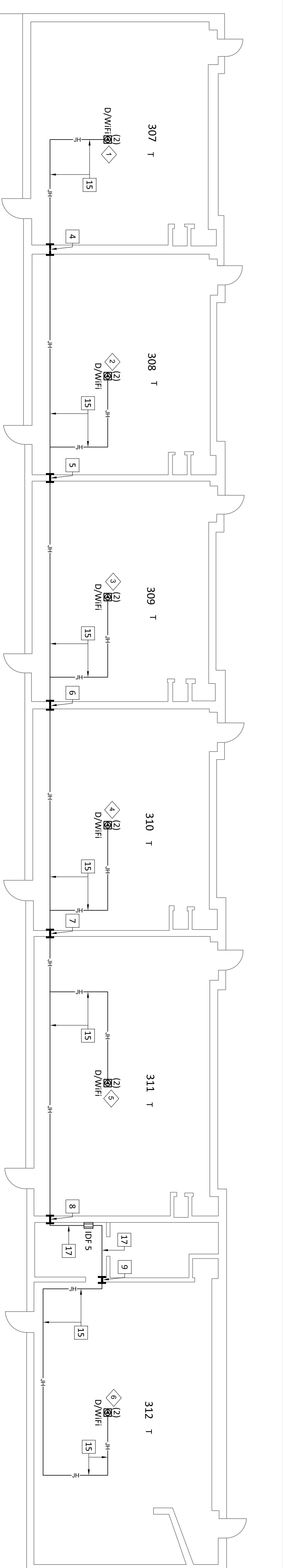


ZONE 6

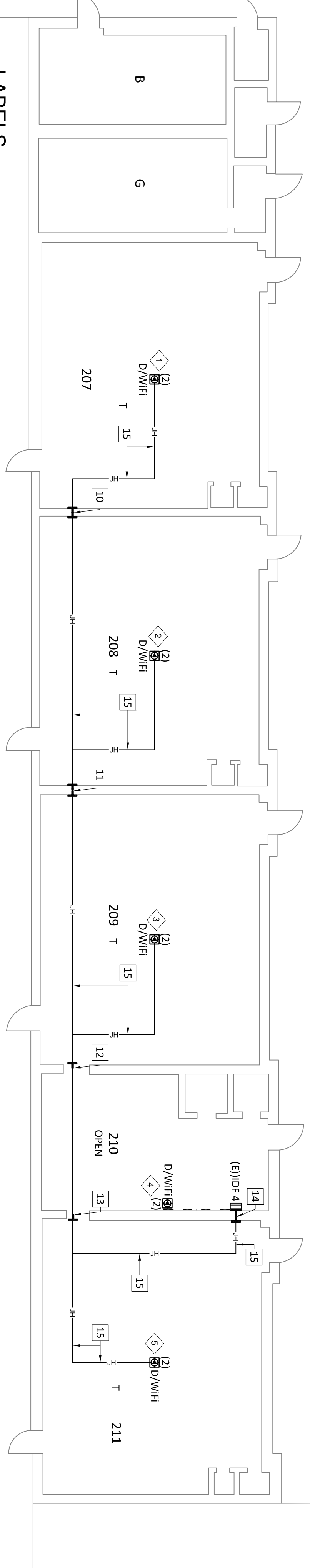
LABELS

- 1 (NJAP27 6-D01, 6-D02
- 2 (NJAP28 6-D03, 6-D04
- 3 (NJAP29 6-D05, 6-D06
- 4 (NJAP30 6-D07, 6-D08
- 5 (NJAP31 6-D09, 6-D10
- 6 (NJAP32 6-D11, 6-D12
- 7 (NJAP33 6-D13, 6-D14
- 8 (NJAP34 6-D15, 6-D16



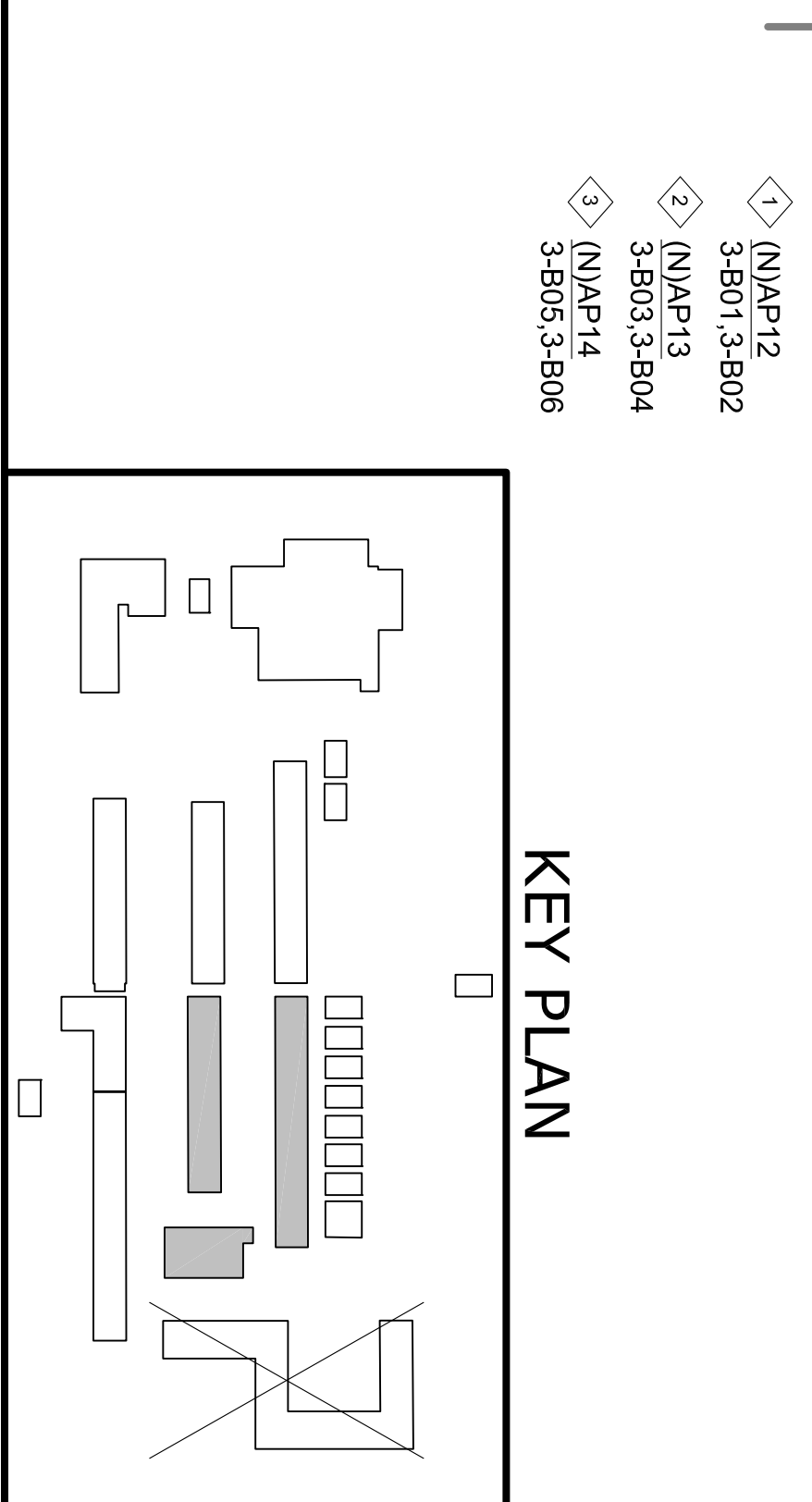


- LABELS**
- 1 (N)AP20
 - 2 (N)AP21
 - 3 (N)AP22
 - 4 (N)AP23
 - 5 (N)AP24
 - 6 (N)AP25
 - 7 5-D01-5-D02
 - 8 5-D03-5-D04
 - 9 5-D05-5-D06
 - 10 5-D07-5-D08
 - 11 5-D09-5-D10
 - 12 5-D11-5-D12



- LABELS**
- 1 (N)AP15
 - 2 (N)AP16
 - 3 (N)AP17
 - 4 (N)AP18
 - 5 (N)AP19
 - 6 4-C01-4-C02
 - 7 4-C03-4-C04
 - 8 4-C05-4-C06
 - 9 4-C07-4-C08
 - 10 4-C09-4-C10
 - 11 (E)10F-3
 - 12 (E)10F-4
 - 13 (E)10F-5
 - 14 (E)10F-6
 - 15 (E)10F-7
 - 16 (E)10F-8
 - 17 (E)10F-9

- KEYED REFERENCE NOTES:**
- 1 (E) 2" PENETRATION/SLEEVE FS033, FS034
 - 2 IPB-04 - (E) 8"H X 8"W X 6"D NEMA 1 PULLBOX
 - 3 IPB-05 - (E) 12"H X 12"W X 6"D NEMA 1 PULLBOX
 - 4 (E) 2" PENETRATION/SLEEVE FS025, FS026
 - 5 (E) 2" PENETRATION/SLEEVE FS027, FS028
 - 6 (E) 2" PENETRATION/SLEEVE FS029, FS030
 - 7 (E) 2" PENETRATION/SLEEVE FS031, FS032
 - 8 (E) 2" PENETRATION/SLEEVE FS033, FS034
 - 9 (E) 2" PENETRATION/SLEEVE FS035, FS036
 - 10 (E) 2" PENETRATION/SLEEVE FS045, FS046
 - 11 (E) 2" PENETRATION/SLEEVE FS047, FS048
 - 12 (E) 2" PENETRATION/SLEEVE FS049
 - 13 (E) 2" PENETRATION/SLEEVE FS050
 - 14 (E) 2" PENETRATION/SLEEVE FS051, FS052
 - 15 (E) J-HOOK
 - 16 (N) J-HOOK
 - 17 (E) 3" EMT



*THESE DRAWINGS WERE PREPARED AND DRAWN BY VECTOR USA

Revision No.	Description	Date

VARIOUS SITES
4850 PEDLEY ROAD
JURUPA VALLEY, CA 92509

TTS
TECHNOLOGY • SECURITY • AVIATION
COMMUNICATIONS INFRASTRUCTURE ENGINEER
NETWORKS ENGINEER
TELEVISION ENGINEER

Gary L. Hiller

3MS, 2HS & RIVERCREST WiFi
UPGRADE E-RATE YEAR 18

JURUPA MIDDLE SCHOOL
8700 GALENA ST., RIVERSIDE, CA 92509
ZONES 3, 4, & 5 AS-BUILT

Approved By: GLH
Designed: TTS
Drawn By: RJB
Checked: GLH
Reviewed: MER

Date: 11/28/2014
TTS Project Number: 1014-282
Scale: 3/32" = 1'-0"
Drawing Number: T1-3.6

DRAWING NOT MAINTAINED BY
Informational Phone: (760) 369-9418

Informational Phone: (760) 369-9418



Jurupa Unified School District

Revision No.	Description	Date

*THESE DRAWINGS WERE PREPARED AND DRAWN BY VECTOR USA

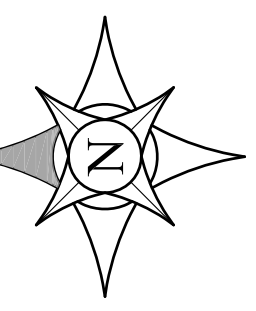
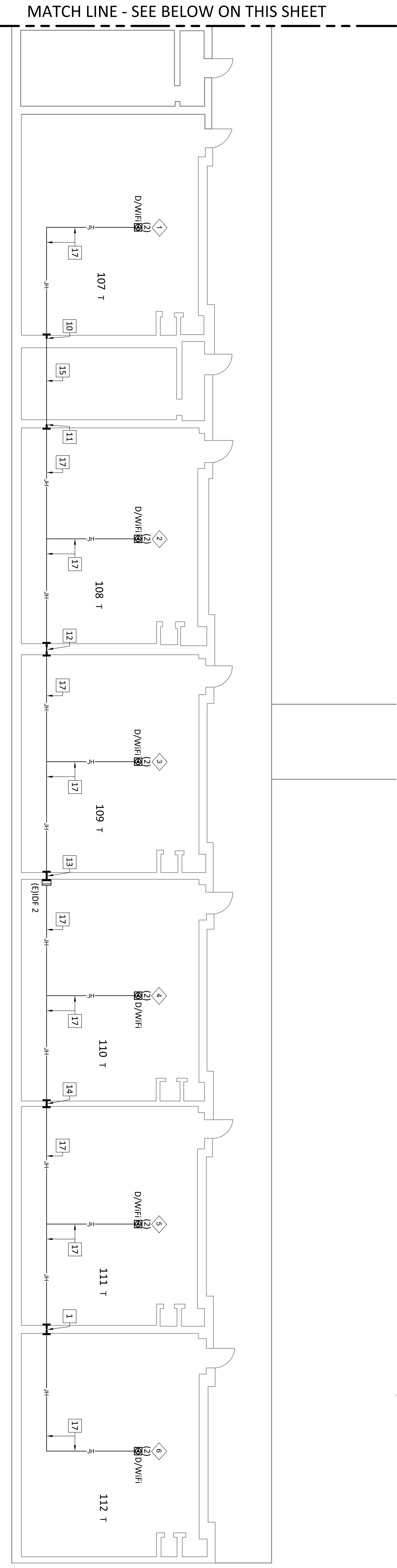
Gary L. Hiller
 COMMUNICATIONS INFRASTRUCTURE ENGINEER
 NETWORK DESIGN ENGINEER
 NETWORK DESIGN ENGINEER

VARIOUS SITES
 4850 PEDLEY ROAD
 JURUPA VALLEY, CA 92509

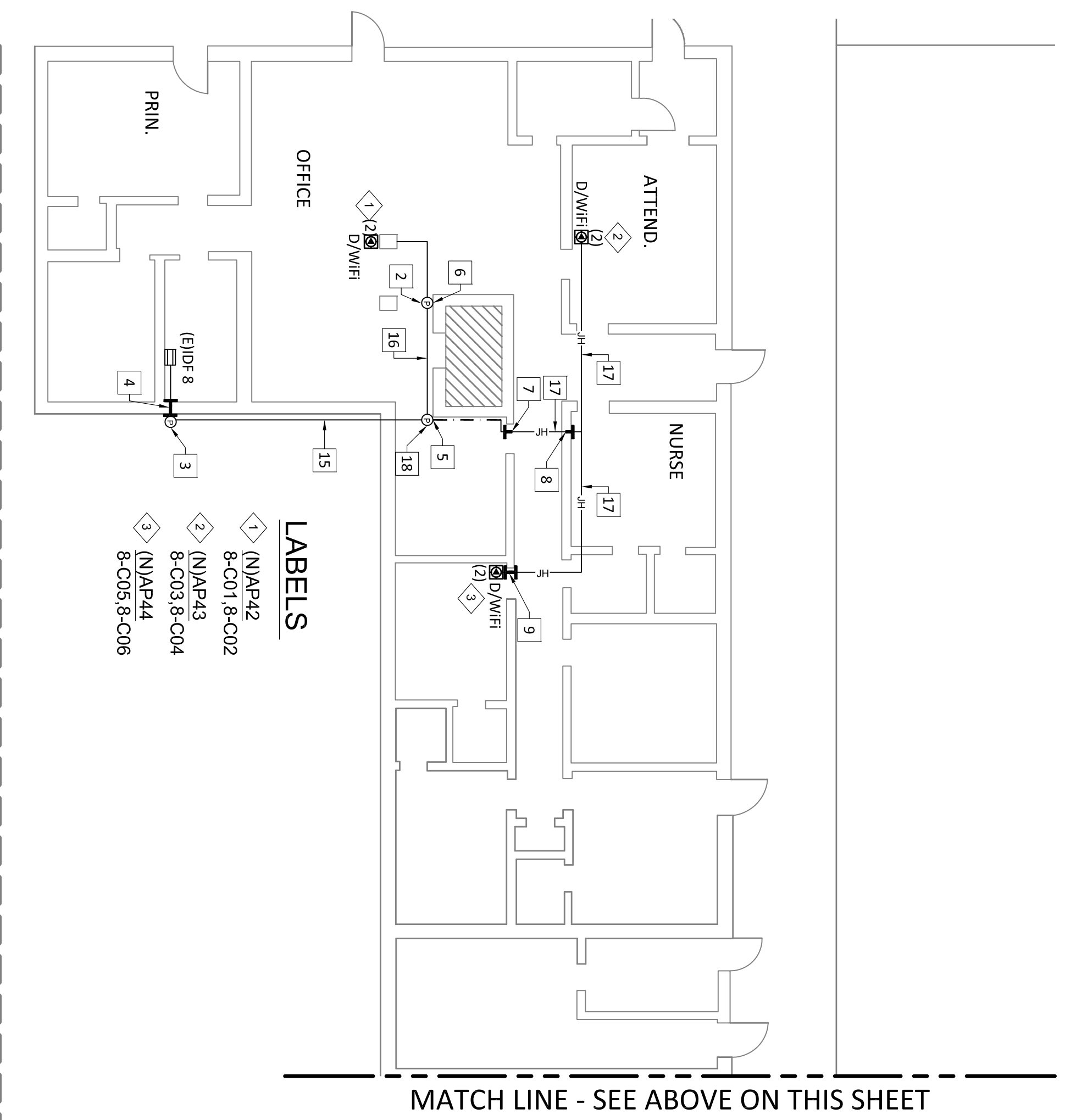
3MS, 2HS & RIVERCREST WiFi
 UPGRADE E-RATE YEAR 18

JURUPA MIDDLE SCHOOL
 8700 GALENA ST., RIVERSIDE, CA 92509
 ZONES 2, 8, & 12 AS-BUILT

Approved By:	GLH
Designed:	TTS
Drawn By:	RJB
Checked:	GLH
Reviewed:	MER
Date:	11/28/2014
ITS Project Number:	1014-282
Scale:	3/32" = 1'-0"
Drawing Number:	T1-3.7



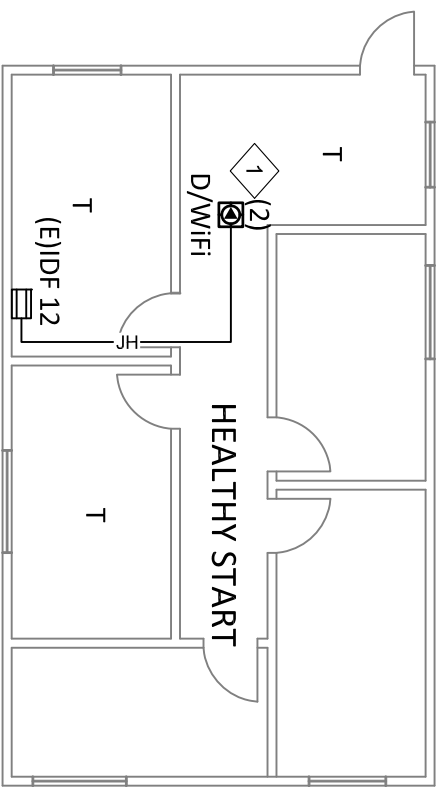
- LABELS**
- ◇ (N)AP06 2-C01,2-C02
 - ◇ (N)AP07 2-C03,2-C04
 - ◇ (N)AP08 2-C05,2-C06
 - ◇ (N)AP09 2-C07,2-C08
 - ◇ (N)AP10 2-C09,2-C10
 - ◇ (N)AP11 2-C11,2-C12



- LABELS**
- ◇ (N)AP42 8-C01,8-C02
 - ◇ (N)AP43 8-C03,8-C04
 - ◇ (N)AP44 8-C05,8-C06

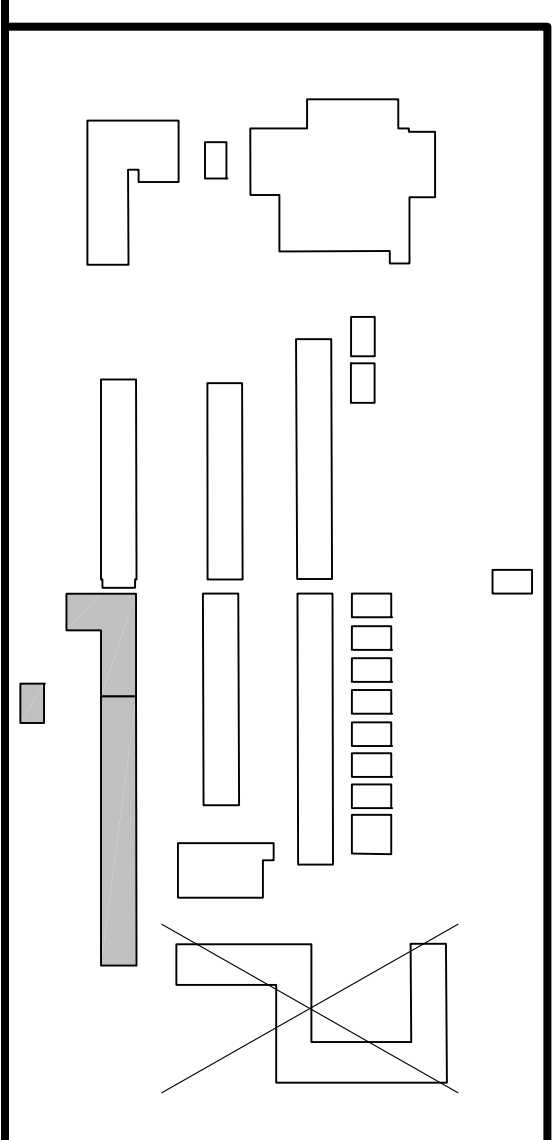
ZONE 8

- AP LABELS**
- ◇ (N)AP06 12-B01,12-B02

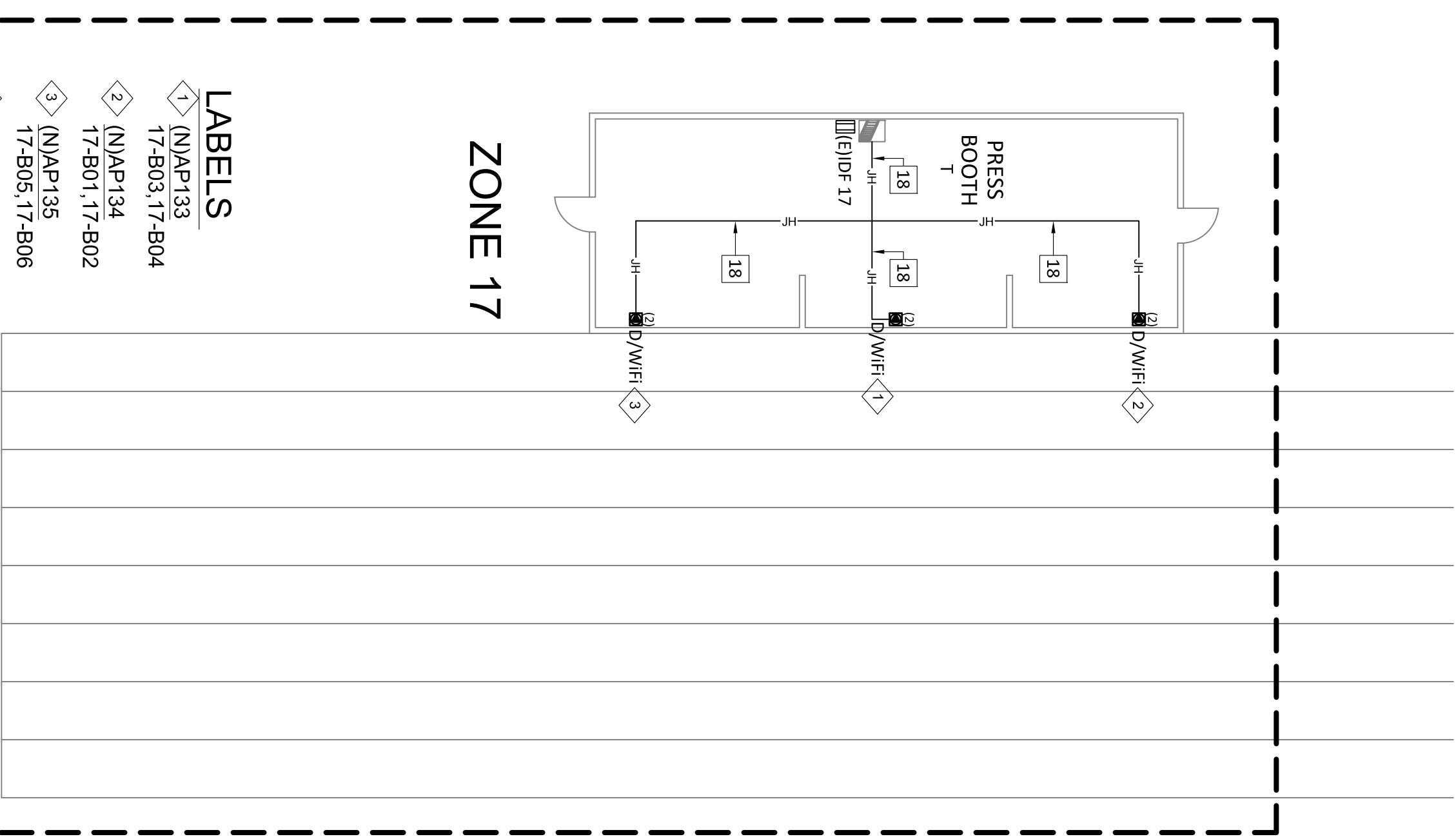


ZONE 12

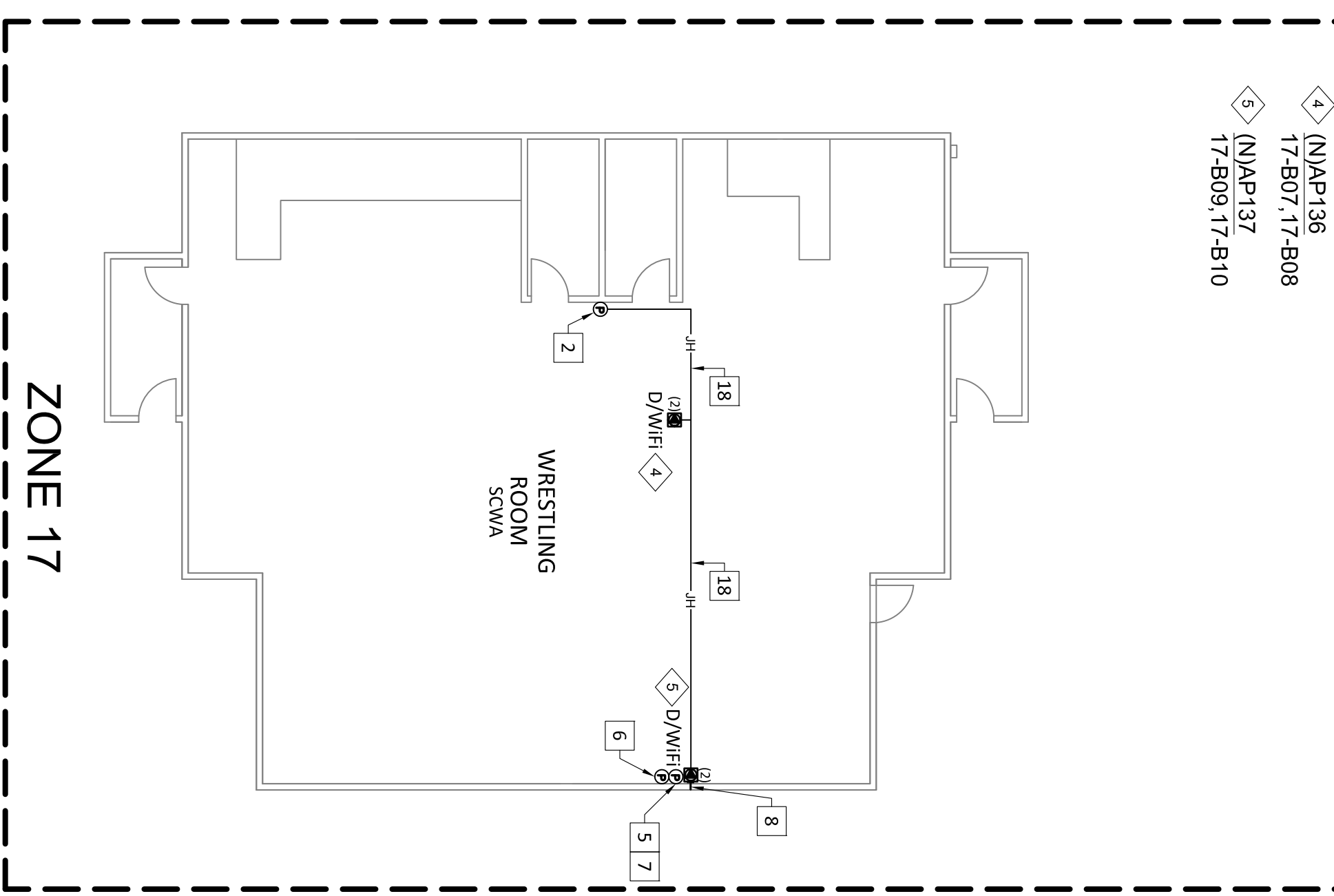
KEY PLAN



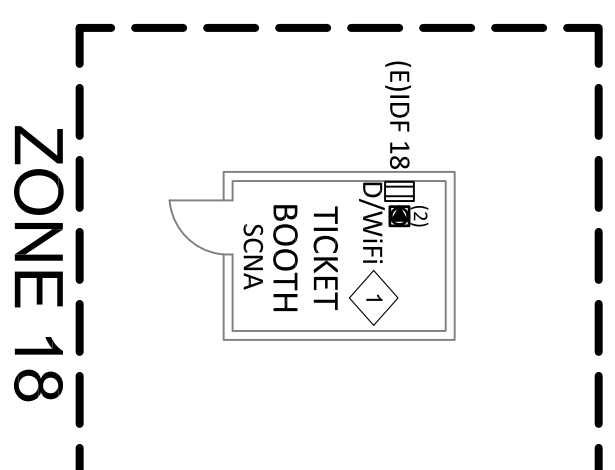

SEE RIGHT THIS SHEET



- LABELS**
- 1 (N)AP133
17-B03, 17-B04
 - 2 (N)AP134
17-B01, 17-B02
 - 3 (N)AP135
17-B05, 17-B06
 - 4 (N)AP136
17-B07, 17-B08
 - 5 (N)AP137
17-B09, 17-B10

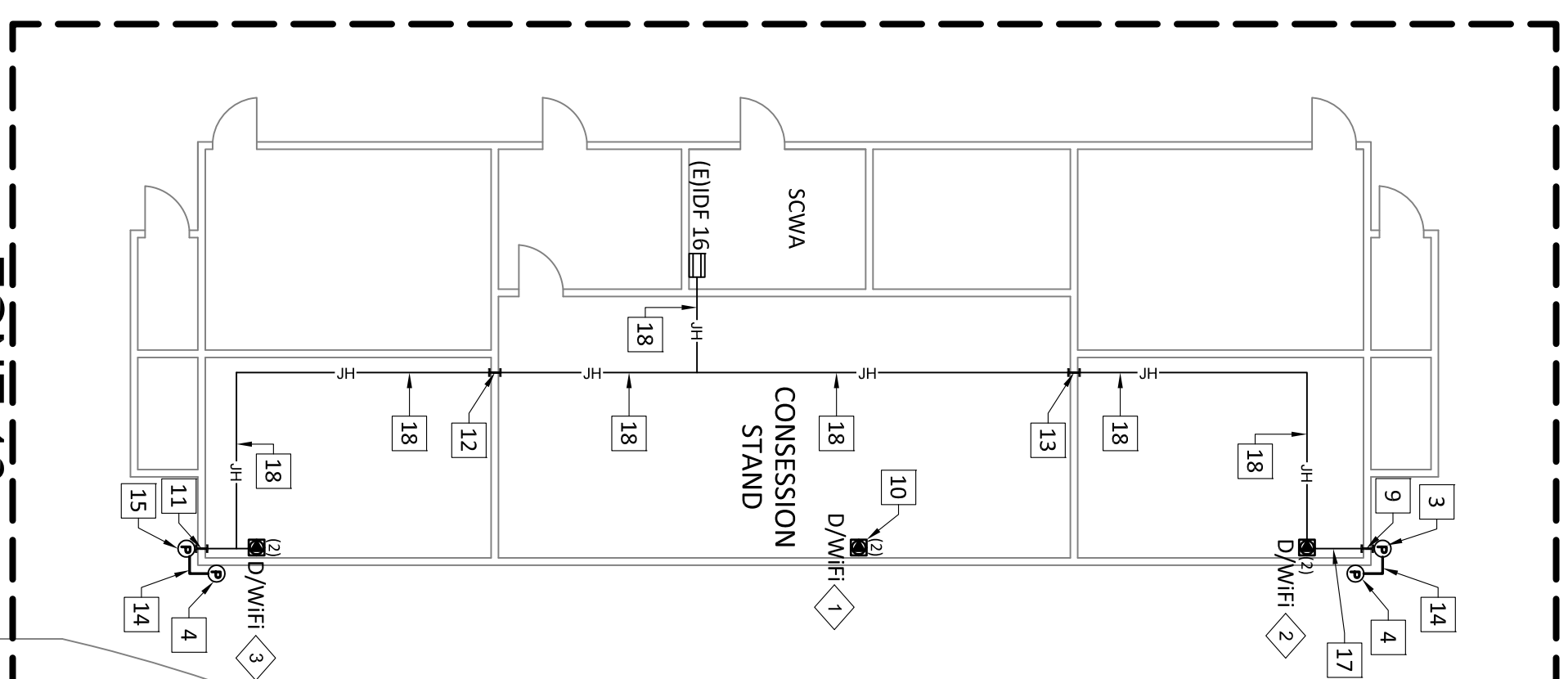


ZONE 17




- LABELS**
- 1 (N)AP138
18-B01, 18-B02

SEE SHEET T4-3.2



- LABELS**
- 1 (N)AP130
16-B01, 16-B02
 - 2 (N)AP131
16-B03, 16-B04
 - 3 (N)AP132
16-B05, 16-B06

ZONE 16



SEE LEFT THIS SHEET

KEYED REFERENCE NOTES:

- 1 NOT USED
- 2 (E) FLUSH MOUNTED PULLBOX
- 3 ORB25 - (E) 12"H X 12"W X 6"D NEMA 3R PULLBOX
- 4 (N) 14"H X 14"W X 6"D POLYCARBONATE PULLBOX
- 5 (E) 8"H X 8"W X 6"D NEMA 1 PULLBOX
- 6 (E) 14"H X 12"W X 6"D POLYCARBONATE PULLBOX
- 7 (E) 1" PENETRATION/SLEEVE
FS197, FS198
- 8 (E) 1" PENETRATION/SLEEVE
FS219, FS220
- 9 (E) 1" PENETRATION/SLEEVE
FS209, FS210
- 10 (N) 1" PENETRATION/SLEEVE
FS211, FS212
- 11 (E) 1" PENETRATION/SLEEVE
FS213, FS214
- 12 (E) 1" PENETRATION/SLEEVE
FS215, FS216
- 13 (E) 1" PENETRATION/SLEEVE
FS217, FS218
- 14 (N) 1" RIGID
- 15 ORB23 - (E) 12"H X 12"W X 6"D NEMA 3R PULLBOX
- 16 ORB20 - (E) 12"H X 12"W X 6"D NEMA 3R PULLBOX
- 17 (E) 1" RIGID
- 18 (E) J-HOOK

*THESE DRAWINGS WERE PREPARED AND DRAWN BY VECTOR USA

VARIOUS SITES
4850 PEDLEY ROAD
JURUPA VALLEY, CA 92509

3MS, 2HS & RIVERCREST WiFi
UPGRADE E-RATE YEAR 18

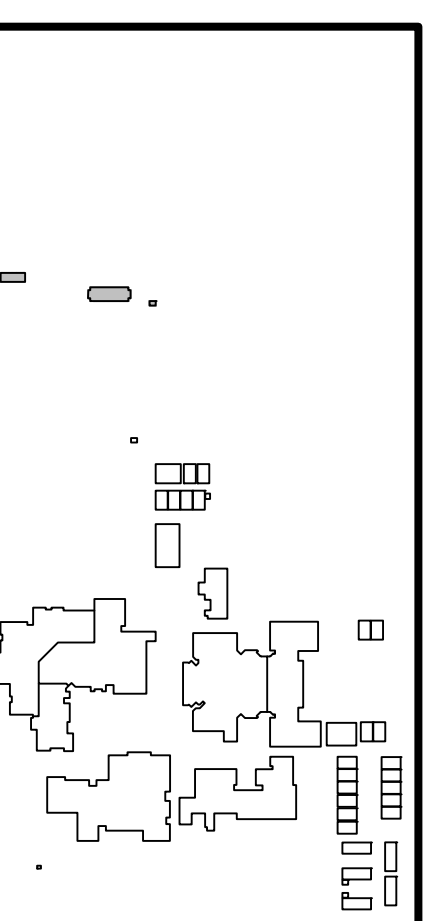
JURUPA VALLEY HIGH SCHOOL
10551 BELLGRAVE AVE., MIRA LOMA, CA
ZONES 16, 17, & 18 AS-BUILT

Revision No.	Description	Date



DRAWING NOT MAINTAINED BY
Informational Project (760) 368-4418

KEY PLAN

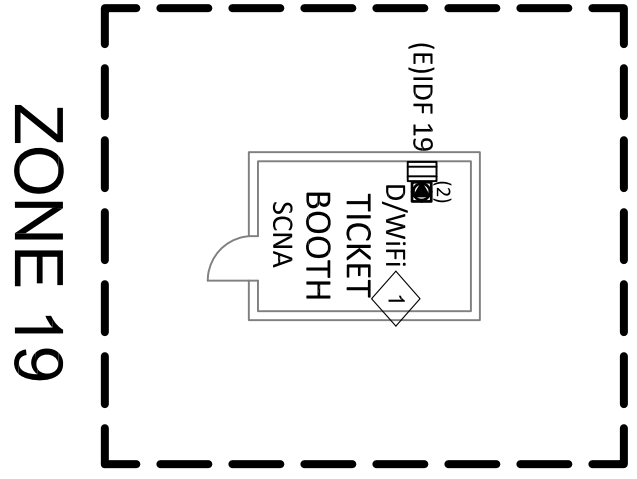


Approved By:	GLH
Designed:	TTS
Drawn By:	JK
Checked:	PM
Reviewed:	JP
Date:	07/22/2016
TTS Project Number:	1014-282
Scale:	3/32" = 1'-0"
Drawing Number:	T4-3.1

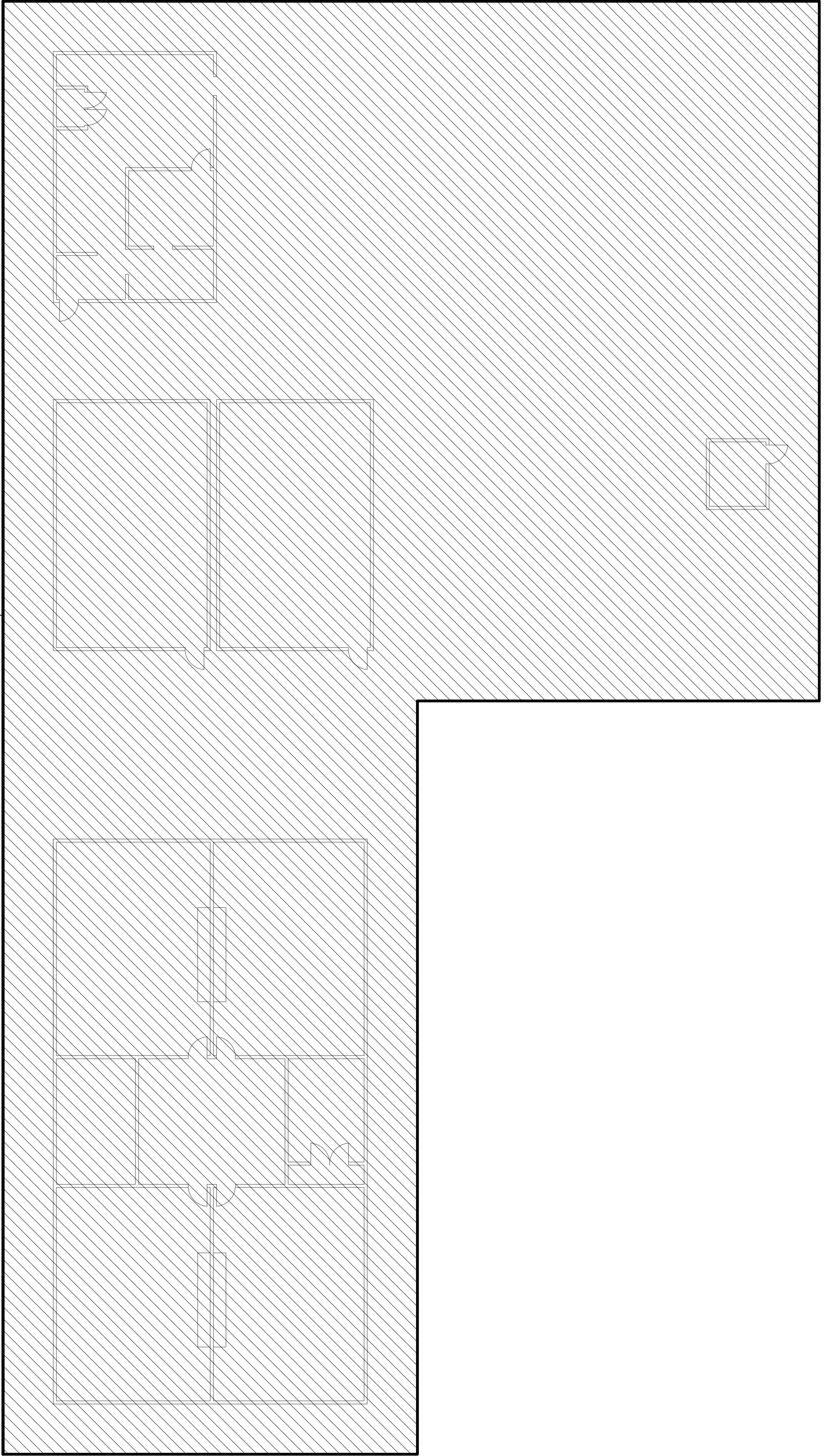
Jurupa Unified School District



SEE SHEET T4-3.1

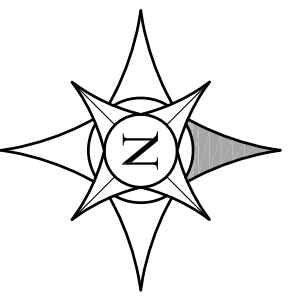


LABELS
 (N)AP139
 19-B01, 19-B02

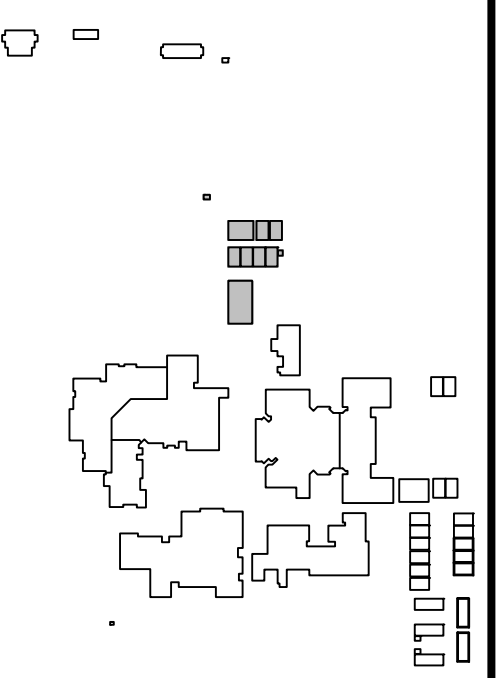


RIVERCREST PREPARATORY ONLINE SCHOOL, THIS IS A SEPARATE SCHOOL THAT IS NOT A PART OF JURUPA VALLEY HIGH. REFER TO T6 SHEETS FOR RIVERCREST.

SEE SHEET T4-3.8



KEY PLAN



*THESE DRAWINGS WERE PREPARED AND DRAWN BY VECTOR USA

VARIOUS SITES
 4850 PEDLEY ROAD
 JURUPA VALLEY, CA 92509

3MS, 2HS & RIVERCREST WiFi
 UPGRADE E-RATE YEAR 18

JURUPA VALLEY HIGH SCHOOL
 10551 BELLGRAVE AVE., MIRA LOMA, CA
 ZONE 19 AS-BUILT

COMMUNICATIONS RESTRICTION ENGINEER
 NETWORKS AND SYSTEMS ENGINEER
 NETWORKS AND SYSTEMS ENGINEER



Gary L. Hiller

Revision No.	Description	Date

DRAWING NOT MAINTAINED BY
 INFORMATION PHONE: (760) 369-9418

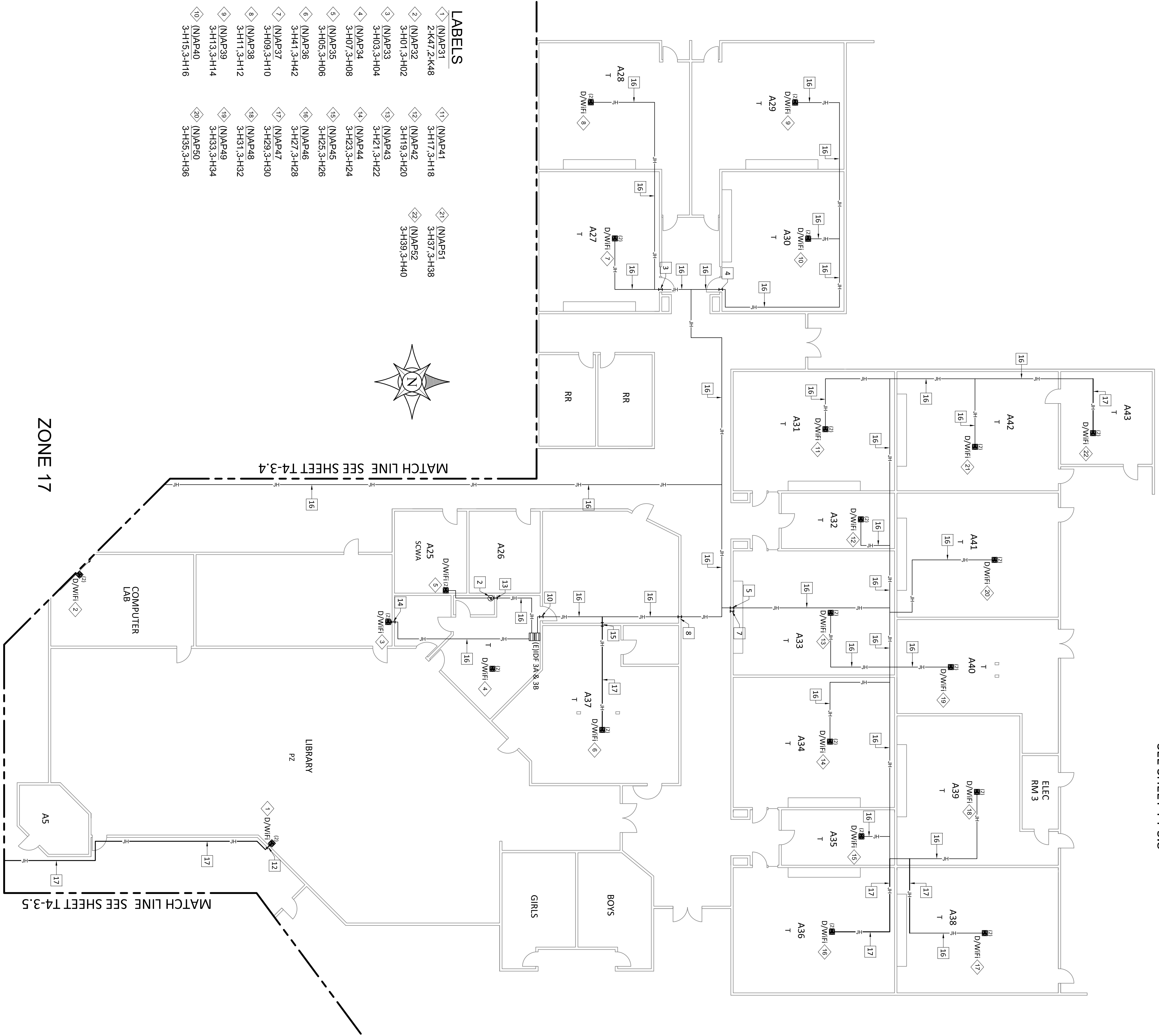
Information Technology Solutions, LLC
 Phone: (760) 369-9418

Jurupa Unified School District



Drawing Number
T4-3.2

Approved By: GLH
 Designed: TTS
 Drawn By: JK
 Checked: PM
 Reviewed: JP
 Date: 07/22/2016
 TTS Project Number: 1014-282
 Scale: 3/32" = 1'-0"
 Drawing Number: T4-3.2

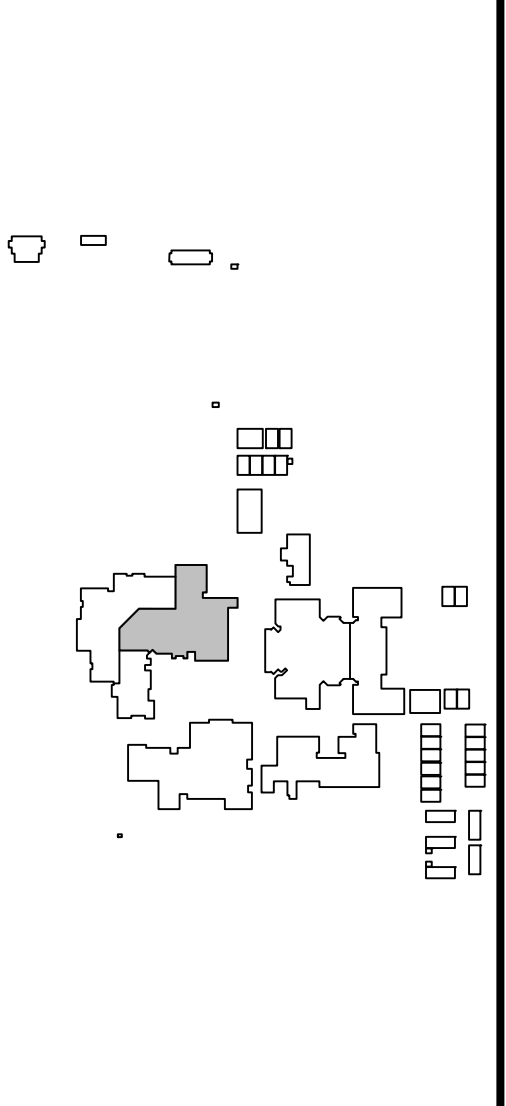


- LABELS**
- 1 (N)AP31 2-K47,2-K48
 - 2 (N)AP32 3-H01,3-H02
 - 3 (N)AP33 3-H03,3-H04
 - 4 (N)AP34 3-H07,3-H08
 - 5 (N)AP35 3-H05,3-H06
 - 6 (N)AP36 3-H41,3-H42
 - 7 (N)AP37 3-H09,3-H10
 - 8 (N)AP38 3-H11,3-H12
 - 9 (N)AP39 3-H13,3-H14
 - 10 (N)AP40 3-H15,3-H16
 - 11 (N)AP41 3-H17,3-H18
 - 12 (N)AP42 3-H19,3-H20
 - 13 (N)AP43 3-H21,3-H22
 - 14 (N)AP44 3-H23,3-H24
 - 15 (N)AP45 3-H25,3-H26
 - 16 (N)AP46 3-H27,3-H28
 - 17 (N)AP47 3-H29,3-H30
 - 18 (N)AP48 3-H31,3-H32
 - 19 (N)AP49 3-H33,3-H34
 - 20 (N)AP50 3-H35,3-H36
 - 21 (N)AP51 3-H37,3-H38
 - 22 (N)AP52 3-H39,3-H40



KEYED REFERENCE NOTES:

- 1 NOT USED
- 2 IPB22 - (E) 8" X 8" X 6" D NEMA 1 PULLBOX
- 3 (E) 2" PENETRATION/SLEEVE FS179,FS180
- 4 (E) 2" PENETRATION/SLEEVE FS181,FS182
- 5 (N)2 1" PENETRATION/SLEEVE FS183,FS184,FS185,FS186
- 6 NOT USED
- 7 (E) 2" PENETRATION/SLEEVE FS187,FS188
- 8 (N) 2" PENETRATION/SLEEVE FS189,FS190,FS191,FS192
- 9 NOT USED
- 10 (N) 2" PENETRATION/SLEEVE FS193,FS194,FS195,FS196
- 11 NOT USED
- 12 (N) 1" PENETRATION/SLEEVE FS199,FS200
- 13 (E) 1" PENETRATION/SLEEVE FS205,FS206
- 14 (N) 1" PENETRATION/SLEEVE FS207,FS208
- 15 (N) 1" PENETRATION/SLEEVE
- 16 (E) J-HOOK
- 17 (N) J-HOOK

KEY PLAN

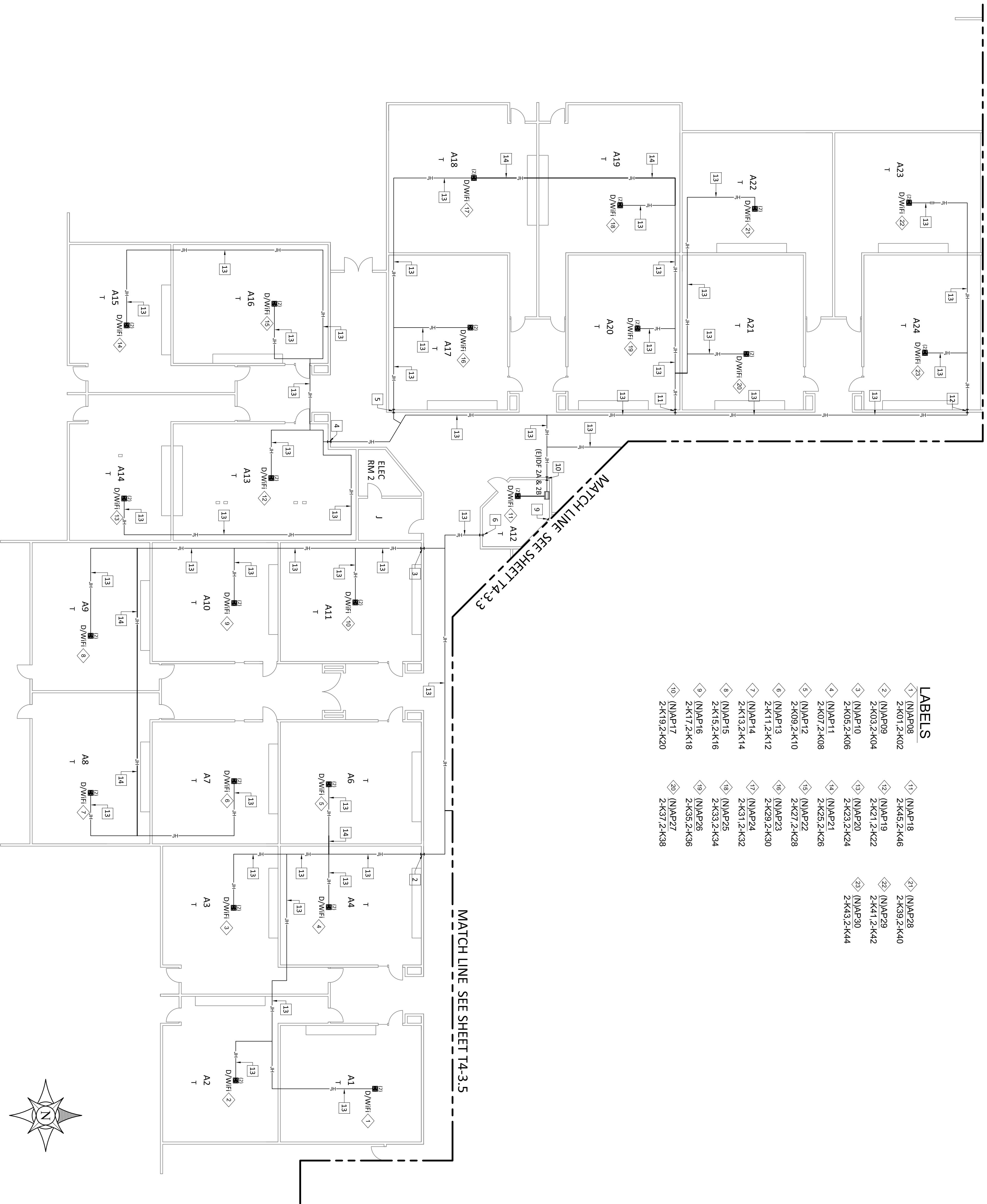


*THESE DRAWINGS WERE PREPARED AND DRAWN BY VECTOR USA


<p>VARIOUS SITES 4850 PEDLEY ROAD JURUPA VALLEY, CA 92509</p>	 <p>COMMUNICATIONS DISTRIBUTION ENGINEER NETWORKS AND SYSTEMS ENGINEER INDUSTRIAL PROJECTS ENGINEER</p>	<p>Gary L. Hiller</p>	<table border="1" style="width: 100%; border-collapse: collapse;"> <thead> <tr> <th>Revision No.</th> <th>Description</th> <th>Date</th> </tr> </thead> <tbody> <tr><td> </td><td> </td><td> </td></tr> <tr><td> </td><td> </td><td> </td></tr> <tr><td> </td><td> </td><td> </td></tr> </tbody> </table>	Revision No.	Description	Date										 <p>Jurupa Unified School District</p>
Revision No.	Description	Date														
<p>3MS, 2HS & RIVERCREST WiFi UPGRADE E-RATE YEAR 18</p>			<p>JURUPA VALLEY HIGH SCHOOL 10551 BELLGRAVE AVE., MIRA LOMA, CA ZONE 3 AS-BUILT</p>													
<p>Approved By: GLH Designed: ITTS Drawn By: JK Checked: PM Reviewed: JP</p>		<p>Date: 07/22/2016 ITTS Project Number: 1014-282 Scale: 3/32"=1'-0" Drawing Number: T4-3.3</p>														

DRAWING ARE MAINTAINED BY INFORMATION PHONE (760) 369-9418

ITTS
Information Technology Solutions
Phone: (760) 369-9418



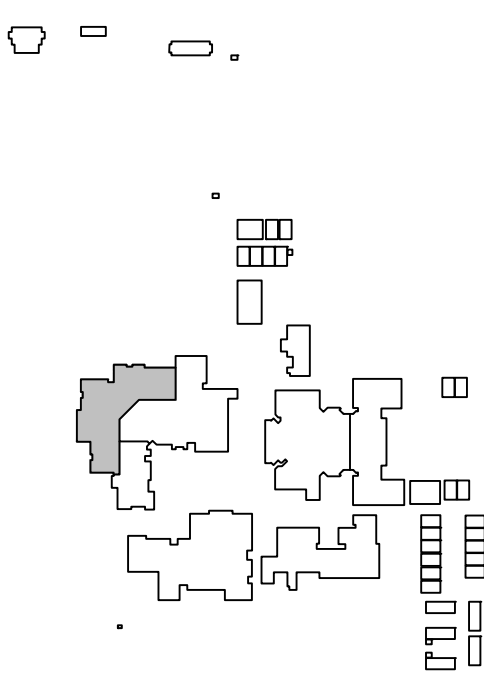
ZONE 2




- LABELS**
- 1 (N)AP08 2-K01,2-K02
 - 2 (N)AP09 2-K03,2-K04
 - 3 (N)AP10 2-K05,2-K06
 - 4 (N)AP11 2-K07,2-K08
 - 5 (N)AP12 2-K09,2-K10
 - 6 (N)AP13 2-K11,2-K12
 - 7 (N)AP14 2-K13,2-K14
 - 8 (N)AP15 2-K15,2-K16
 - 9 (N)AP16 2-K17,2-K18
 - 10 (N)AP17 2-K19,2-K20
 - 11 (N)AP18 2-K45,2-K46
 - 12 (N)AP19 2-K21,2-K22
 - 13 (N)AP20 2-K23,2-K24
 - 14 (N)AP21 2-K25,2-K26
 - 15 (N)AP22 2-K27,2-K28
 - 16 (N)AP23 2-K29,2-K30
 - 17 (N)AP24 2-K31,2-K32
 - 18 (N)AP25 2-K33,2-K34
 - 19 (N)AP26 2-K35,2-K36
 - 20 (N)AP27 2-K37,2-K38
 - 21 (N)AP28 2-K39,2-K40
 - 22 (N)AP29 2-K41,2-K42
 - 23 (N)AP30 2-K43,2-K44

- KEYED REFERENCE NOTES:**
- 1 NOT USED
 - 2 (E) 2" PENETRATION/SLEEVE FS17, FS18
 - 3 (E) 2" PENETRATION/SLEEVE FS159, FS160
 - 4 (E) 2" PENETRATION/SLEEVE FS161, FS162
 - 5 (E) 2" PENETRATION/SLEEVE FS163, FS164
 - 6 (E) 3" 2" PENETRATION/SLEEVE FS165, FS166, FS167, FS168, FS169, FS170
 - 7 NOT USED
 - 8 NOT USED
 - 9 (E) 2" PENETRATION/SLEEVE FS171, FS172
 - 10 (E) 2" PENETRATION/SLEEVE FS173, FS174
 - 11 (E) 2" PENETRATION/SLEEVE FS175, FS176
 - 12 (E) 2" PENETRATION/SLEEVE FS177, FS178
 - 13 (E) J-HOOK
 - 14 (N) J-HOOK

KEY PLAN



*THESE DRAWINGS WERE PREPARED AND DRAWN BY VECTOR USA

<p style="text-align: center;">VARIOUS SITES 4850 PEDLEY ROAD JURUPA VALLEY, CA 92509</p>	 <small>TECHNOLOGY • SECURITY • AUDIO • VIDEO • COMMUNICATIONS</small> TTS <small>TELEPHONE NO. 32208</small> <small>ADDRESS 60723001</small>	<p style="text-align: center;">JURUPA VALLEY HIGH SCHOOL 10551 BELLGRAVE AVE., MIRA LOMA, CA ZONE 2 AS-BUILT</p>	<p style="text-align: center;">Jurupa Unified School District</p>	<table border="1" style="width: 100%; border-collapse: collapse;"> <thead> <tr> <th>Revision No.</th> <th>Description</th> <th>Date</th> </tr> </thead> <tbody> <tr><td> </td><td> </td><td> </td></tr> <tr><td> </td><td> </td><td> </td></tr> <tr><td> </td><td> </td><td> </td></tr> <tr><td> </td><td> </td><td> </td></tr> </tbody> </table>	Revision No.	Description	Date															
Revision No.	Description	Date																				
<p style="text-align: center;">3MS, 2HS & RIVERCREST WiFi UPGRADE E-RATE YEAR 18</p>		<table border="1" style="width: 100%; border-collapse: collapse;"> <tr> <td>Approved By:</td> <td>GLH</td> </tr> <tr> <td>Designed:</td> <td>TTS</td> </tr> <tr> <td>Drawn By:</td> <td>JK</td> </tr> <tr> <td>Checked:</td> <td>PM</td> </tr> <tr> <td>Reviewed:</td> <td>JP</td> </tr> <tr> <td>Date:</td> <td>07/22/2016</td> </tr> <tr> <td>TTS Project Number:</td> <td>1014-282</td> </tr> <tr> <td>Scale:</td> <td>3/32" = 1'-0"</td> </tr> <tr> <td>Drawing Number:</td> <td>T4-3.4</td> </tr> </table>			Approved By:	GLH	Designed:	TTS	Drawn By:	JK	Checked:	PM	Reviewed:	JP	Date:	07/22/2016	TTS Project Number:	1014-282	Scale:	3/32" = 1'-0"	Drawing Number:	T4-3.4
Approved By:	GLH																					
Designed:	TTS																					
Drawn By:	JK																					
Checked:	PM																					
Reviewed:	JP																					
Date:	07/22/2016																					
TTS Project Number:	1014-282																					
Scale:	3/32" = 1'-0"																					
Drawing Number:	T4-3.4																					

DRAWING NOT MAINTAINED BY INFORMATION POWER (760) 369-9418





Jurupa Unified School District

Revision No.	Description	Date

*THESE DRAWINGS WERE PREPARED AND DRAWN BY VECTOR USA

Gary L. Hiller
 COMMUNICATIONS DISTRIBUTION ENGINEER
 NETWORKS AND SYSTEMS ENGINEER
 LICENSE NO. 22208
 EXPIRES 06/30/2018

VARIOUS SITES
 4850 PEDLEY ROAD
 JURUPA VALLEY, CA 92509

3MS, 2HS & RIVERCREST WiFi
 UPGRADE E-RATE YEAR 18

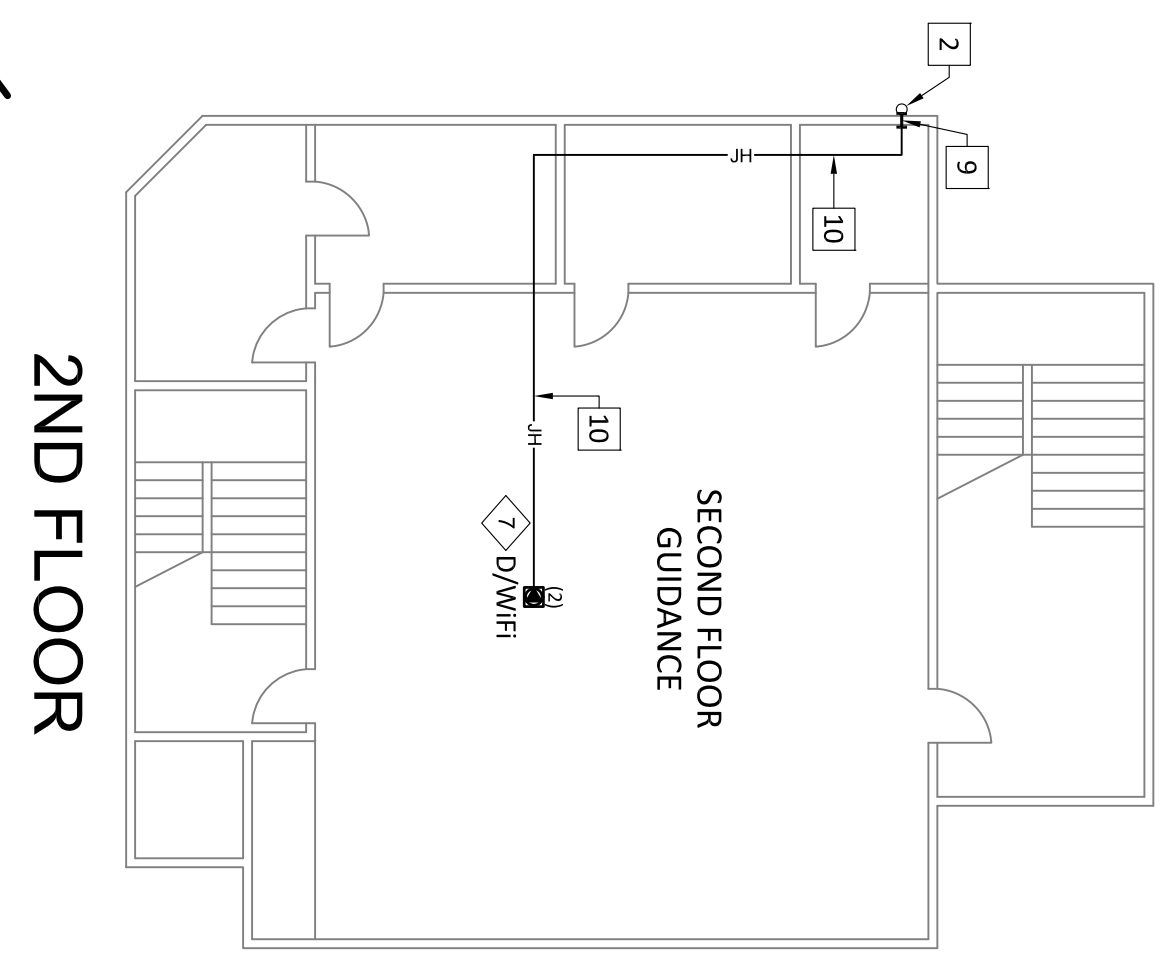
JURUPA VALLEY HIGH SCHOOL
 10551 BELLGRAVE AVE., MIRA LOMA, CA
 ZONE 1 AS-BUILT

Approved By:	GLH
Designed:	TTS
Drawn By:	JK
Checked:	PM
Reviewed:	JP
Date:	07/22/2016
TTS Project Number:	1014-282
Scale:	3/32" = 1'-0"
Drawing Number:	T4-3.5

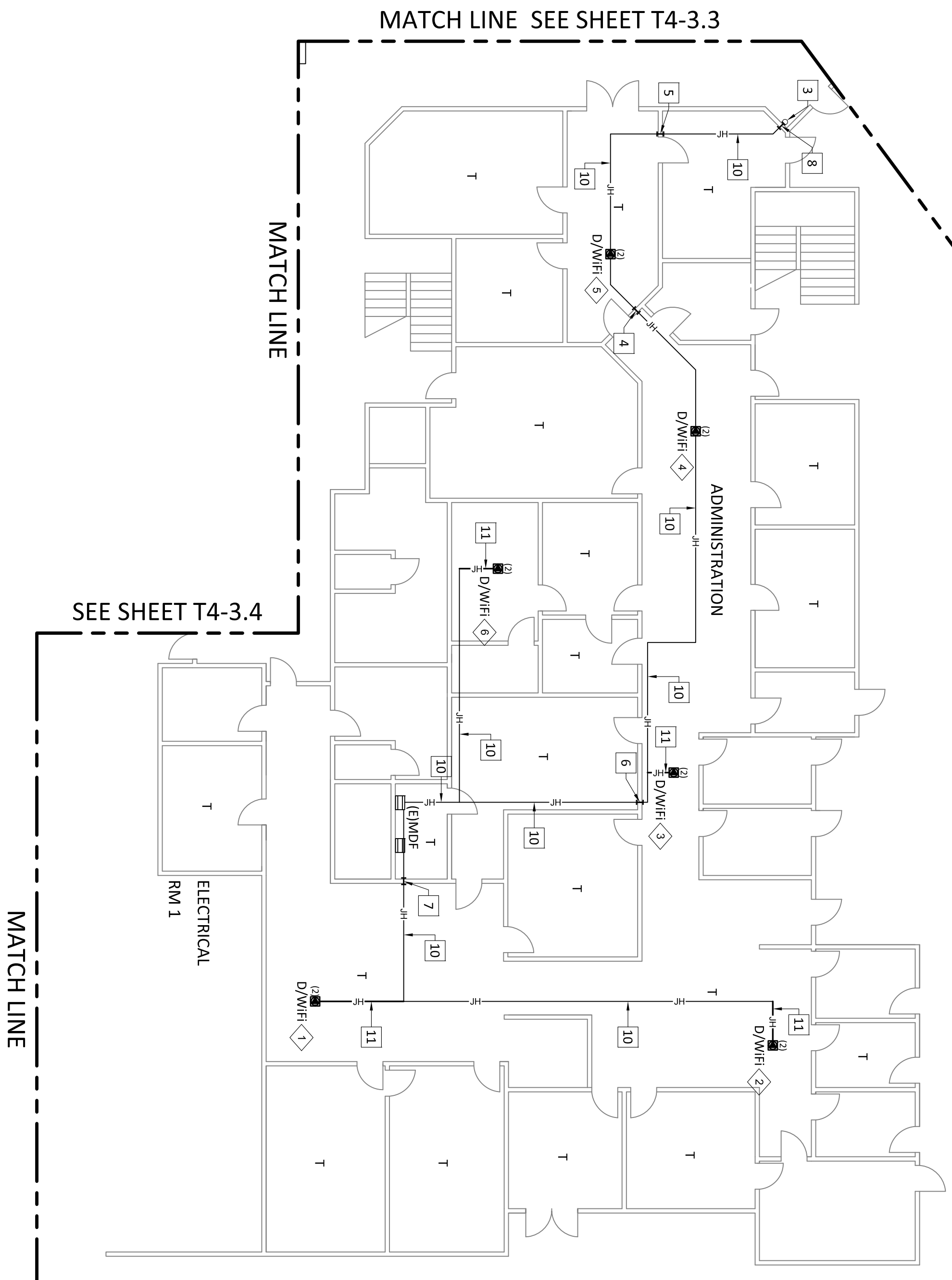
KEYED REFERENCE NOTES:

- 1 NOT USED
- 2 (E) 2" RISER DOWN
FS156
- 3 (E) 2" RISER UP
FS155
- 4 (N) 2" PENETRATION/SLEEVE
FS149, FS150
- 5 (E) 2" PENETRATION/SLEEVE
FS147, FS148
- 6 (E) 2" PENETRATION/SLEEVE
FS151, FS152
- 7 (E) 2" PENETRATION/SLEEVE
FS153, FS154
- 8 (E) 2" PENETRATION/SLEEVE
FS201, FS202
- 9 (E) 2" PENETRATION/SLEEVE
FS203, FS204
- 10 (E) J-HOOK
- 11 (N) J-HOOK


- LABELS**
- 1 (N)AP01
1-F01, 1-F02
 - 2 (N)AP02
1-F03, 1-F04
 - 3 (N)AP03
1-F07, 1-F08
 - 4 (N)AP04
1-F09, 1-F10
 - 5 (N)AP05
1-F11, 1-F12
 - 6 (N)AP06
1-F05, 1-F06
 - 7 (N)AP07
1-F13, 1-F14



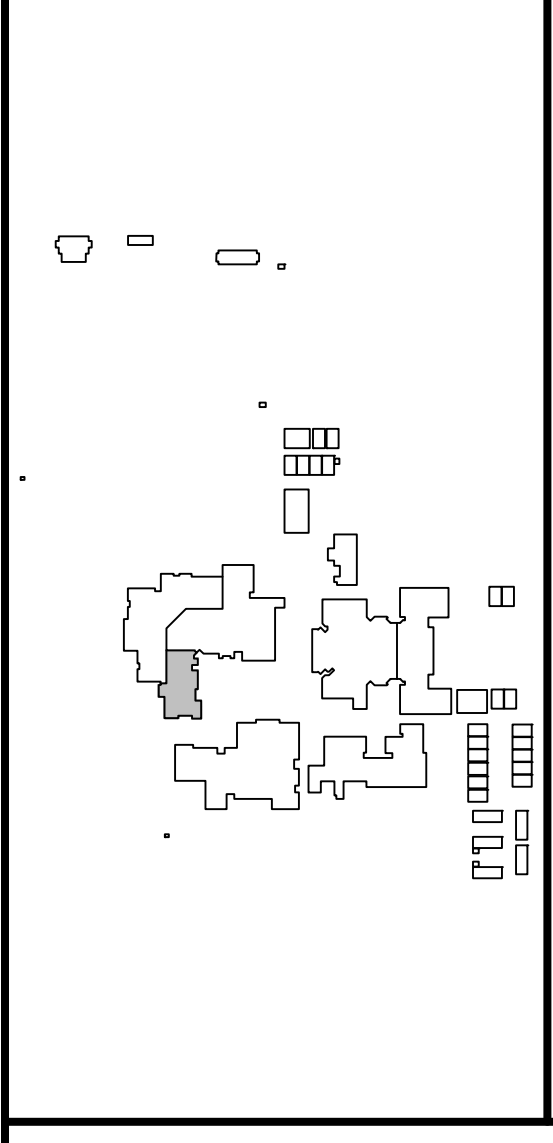
SEE SHEET T4-3.8

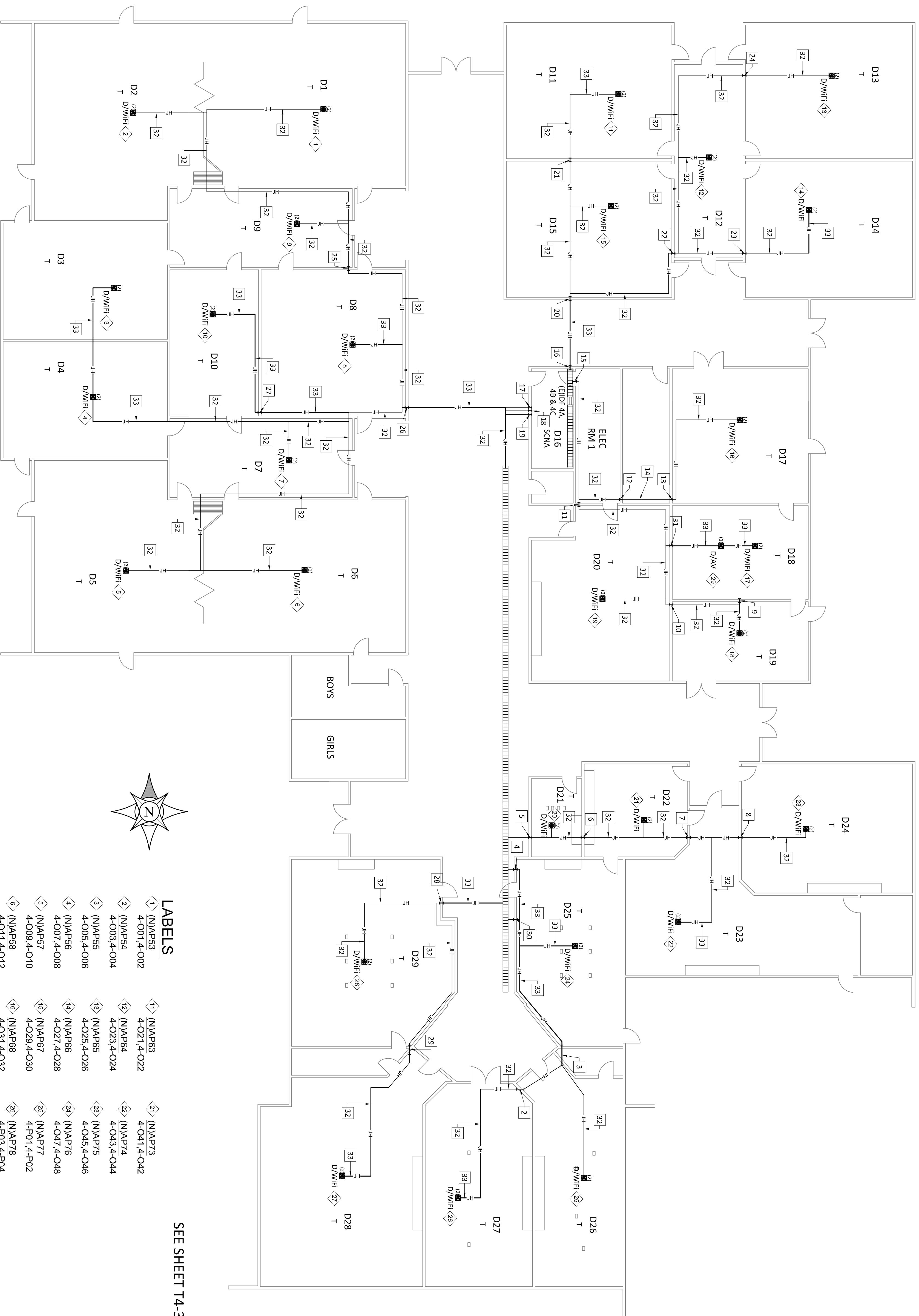


ZONE 1




KEY PLAN





ZONE 4



- LABELS**
- | | | |
|---------------------------|---------------------------|---------------------------|
| 1 (N)AP53
4-001,4-002 | 11 (N)AP63
4-021,4-022 | 21 (N)AP73
4-041,4-042 |
| 2 (N)AP54
4-003,4-004 | 12 (N)AP64
4-023,4-024 | 22 (N)AP74
4-043,4-044 |
| 3 (N)AP55
4-005,4-006 | 13 (N)AP65
4-025,4-026 | 23 (N)AP75
4-045,4-046 |
| 4 (N)AP56
4-007,4-008 | 14 (N)AP66
4-027,4-028 | 24 (N)AP76
4-047,4-048 |
| 5 (N)AP57
4-009,4-010 | 15 (N)AP67
4-029,4-030 | 25 (N)AP77
4-P01,4-P02 |
| 6 (N)AP58
4-011,4-012 | 16 (N)AP68
4-031,4-032 | 26 (N)AP78
4-P03,4-P04 |
| 7 (N)AP59
4-013,4-014 | 17 (N)AP69
4-033,4-034 | 27 (N)AP79
4-P05,4-P06 |
| 8 (N)AP60
4-015,4-016 | 18 (N)AP70
4-035,4-036 | 28 (N)AP80
4-P07,4-P08 |
| 9 (N)AP61
4-017,4-018 | 19 (N)AP71
4-037,4-038 | 29 (N)AP81
4-N34 |
| 10 (N)AP62
4-019,4-020 | 20 (N)AP72
4-039,4-040 | |

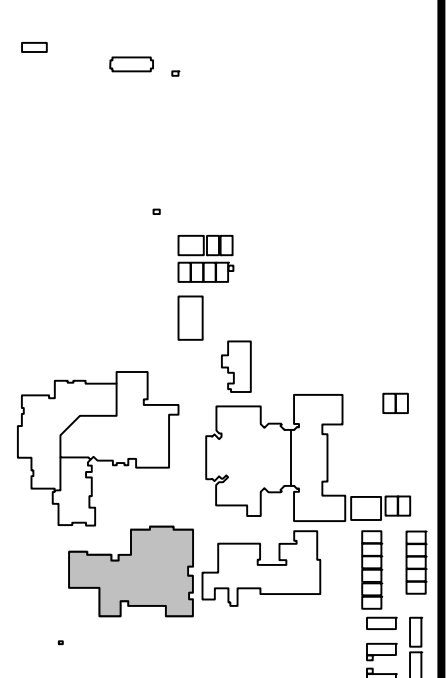
SEE SHEET T4-3.5

KEYED REFERENCE NOTES:

- | | | |
|---|---|---|
| 1 NOT USED | 2 (N) 1" PENETRATION/SLEEVE
FS101,FS102 | 11 (N) 2" PENETRATION/SLEEVE
FS123,FS124 |
| 3 (N) 1" PENETRATION/SLEEVE
FS103,FS104 | 12 (N) 1" PENETRATION/SLEEVE
FS125,FS126 | 12 (N) 2" PENETRATION/SLEEVE
FS119,FS120 |
| 4 (E) 2" PENETRATION/SLEEVE
FS105,FS106 | 13 (E) 2" PENETRATION/SLEEVE
FS127,FS128 | 13 (E) 2" PENETRATION/SLEEVE
FS121 |
| 5 (N) 2" PENETRATION/SLEEVE
FS107,FS108 | 14 (E) 2" EMT | 14 (E) 2" EMT |
| 6 (E) 2" PENETRATION/SLEEVE
FS109,FS110 | 15 (N) 2" PENETRATION/SLEEVE
FS129,FS130 | 15 (N) 2" PENETRATION/SLEEVE
FS143,FS144 |
| 7 (N) 1" PENETRATION/SLEEVE
FS111,FS112 | 16 (N) 2" PENETRATION/SLEEVE
FS131,FS132 | 16 (N) 2" PENETRATION/SLEEVE
FS141,FS142 |
| 8 (N) 1" PENETRATION/SLEEVE
FS113,FS114 | 17 (N) 1" PENETRATION/SLEEVE
FS133,FS134 | 17 (N) 1" PENETRATION/SLEEVE
FS143,FS144 |
| 9 (E) 2" PENETRATION/SLEEVE
FS115,FS116 | 18 (N) 2" PENETRATION/SLEEVE
FS135,FS136 | 18 (N) 2" PENETRATION/SLEEVE
FS141,FS142 |
| 10 (E) 2" PENETRATION/SLEEVE
FS117,FS118 | 19 (N) 1" PENETRATION/SLEEVE
FS137,FS138 | 19 (N) 1" PENETRATION/SLEEVE
FS141,FS142 |
| 11 (N) 2" PENETRATION/SLEEVE
FS119,FS120 | 20 (N) 1" PENETRATION/SLEEVE
FS139,FS140 | 20 (N) 2" PENETRATION/SLEEVE
FS141,FS142 |
| 12 (E) 2" PENETRATION/SLEEVE
FS121 | 21 (N) 2" PENETRATION/SLEEVE
FS141,FS142 | 21 (N) 2" PENETRATION/SLEEVE
FS141,FS142 |
| 13 (E) 2" PENETRATION/SLEEVE
FS122 | 22 (E) 2" PENETRATION/SLEEVE
FS141,FS142 | 22 (E) 2" PENETRATION/SLEEVE
FS141,FS142 |
| 14 (E) 2" EMT | 23 (E) 2" PENETRATION/SLEEVE
FS141,FS142 | 23 (E) 2" PENETRATION/SLEEVE
FS141,FS142 |
| 15 (N) 2" PENETRATION/SLEEVE
FS123,FS124 | 24 (E) 2" PENETRATION/SLEEVE
FS141,FS142 | 24 (E) 2" PENETRATION/SLEEVE
FS141,FS142 |
| 16 (N) 2" PENETRATION/SLEEVE
FS125,FS126 | 25 (E) 2" PENETRATION/SLEEVE
FS141,FS142 | 25 (E) 2" PENETRATION/SLEEVE
FS141,FS142 |
| 17 (E) 2" PENETRATION/SLEEVE
FS127,FS128 | 26 (E) 2" PENETRATION/SLEEVE
FS141,FS142 | 26 (E) 2" PENETRATION/SLEEVE
FS141,FS142 |
| 18 (E) 2" PENETRATION/SLEEVE
FS129,FS130 | 27 (E) 2" PENETRATION/SLEEVE
FS141,FS142 | 27 (E) 2" PENETRATION/SLEEVE
FS141,FS142 |
| 19 (E) 2" PENETRATION/SLEEVE
FS143,FS144 | 28 (E) 2" PENETRATION/SLEEVE
FS141,FS142 | 28 (E) 2" PENETRATION/SLEEVE
FS141,FS142 |
| 20 (N) 2" PENETRATION/SLEEVE
FS131,FS132 | 29 (E) 2" PENETRATION/SLEEVE
FS141,FS142 | 29 (E) 2" PENETRATION/SLEEVE
FS141,FS142 |
| 21 (N) 1" PENETRATION/SLEEVE
FS133,FS134 | 30 (N) 2" PENETRATION/SLEEVE
FS141,FS142 | 30 (N) 2" PENETRATION/SLEEVE
FS141,FS142 |
| 22 (N) 2" PENETRATION/SLEEVE
FS135,FS136 | 31 (N) 1" PENETRATION/SLEEVE
FS141,FS142 | 31 (N) 1" PENETRATION/SLEEVE
FS141,FS142 |
| 23 (N) 1" PENETRATION/SLEEVE
FS137,FS138 | 32 (E) J-HOOK | 32 (E) J-HOOK |
| 24 (N) 1" PENETRATION/SLEEVE
FS139,FS140 | 33 (N) J-HOOK | 33 (N) J-HOOK |

*THESE DRAWINGS WERE PREPARED AND DRAWN BY VECTOR USA

KEY PLAN



VARIOUS SITES
4850 PEDLEY ROAD
JURUPA VALLEY, CA 92509

3MS, 2HS & RIVERCREST WiFi
UPGRADE E-RATE YEAR 18

JURUPA VALLEY HIGH SCHOOL
1055 BELLGRAVE AVE., MIRA LOMA, CA
ZONE 4 AS-BUILT

Revision No.	Description	Date

Gary L. Hillier



Approved By: GLH

Designed: TTS

Drawn By: JK

Checked: PM

Reviewed: JP

Date: 07/22/2016

TTS Project Number: 1014-282

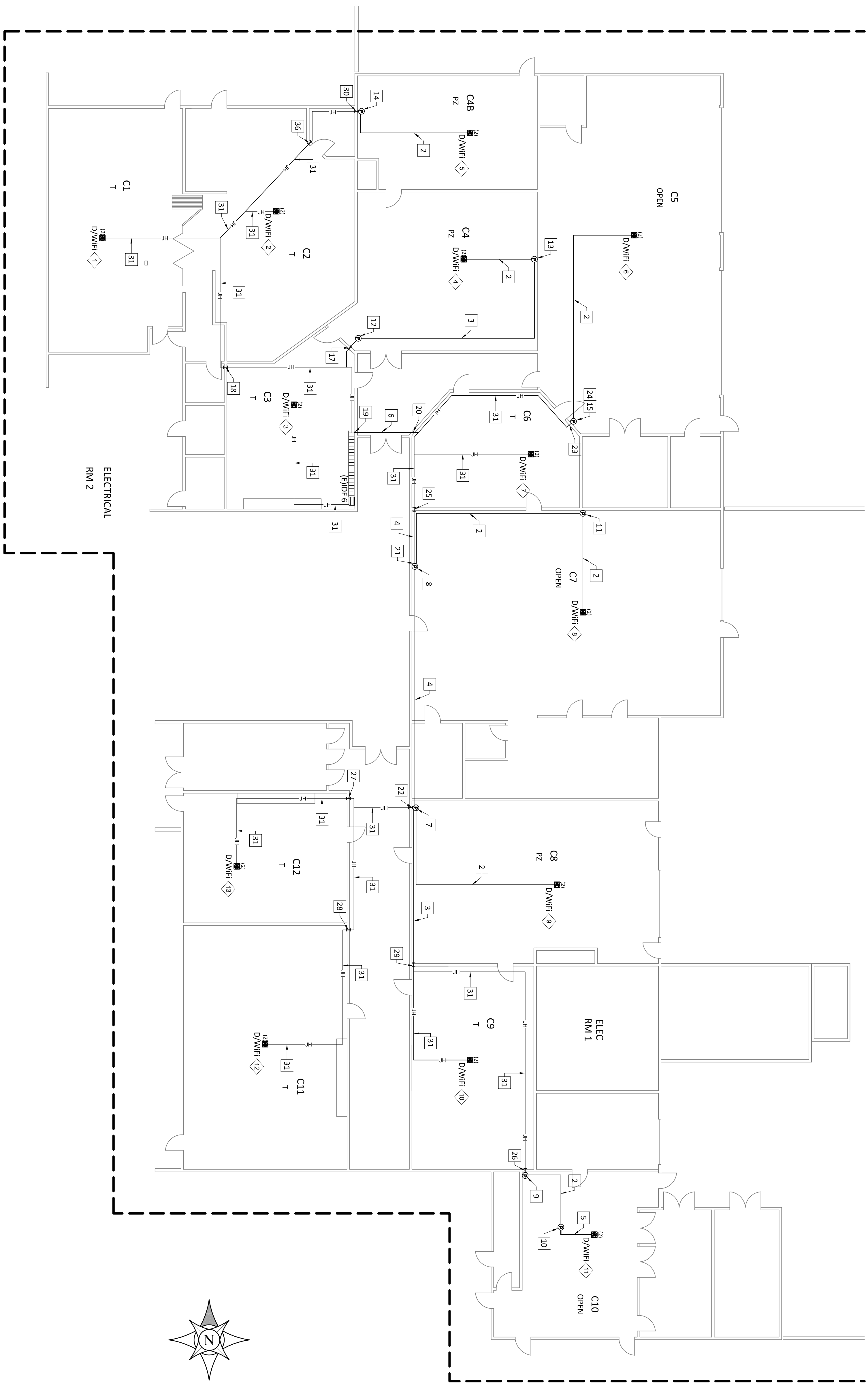
Scale: 3/32" = 1'-0"

Drawing Number: T4-3.6

DRAWING NOT MAINTAINED BY INFORMATION PHONE (760) 369-9418




Jurupa Unified School District



- LABELS**
- 1 (N)AP91 6-D01,6-D02
 - 2 (N)AP92 6-D03,6-D04
 - 3 (N)AP93 6-D05,6-D06
 - 4 (N)AP94 6-D07,6-D08
 - 5 (N)AP95 6-D09,6-D10
 - 6 (N)AP96 6-D11,6-D12
 - 7 (N)AP97 6-D13,6-D14
 - 8 (N)AP98 6-D15,6-D16
 - 9 (N)AP99 6-D17,6-D18
 - 10 (N)AP100 6-D19,6-D20
 - 11 (N)AP101 6-D21,6-D22
 - 12 (N)AP102 6-D23,6-D24
 - 13 (N)AP103 6-D25,6-D26

ZONE 6



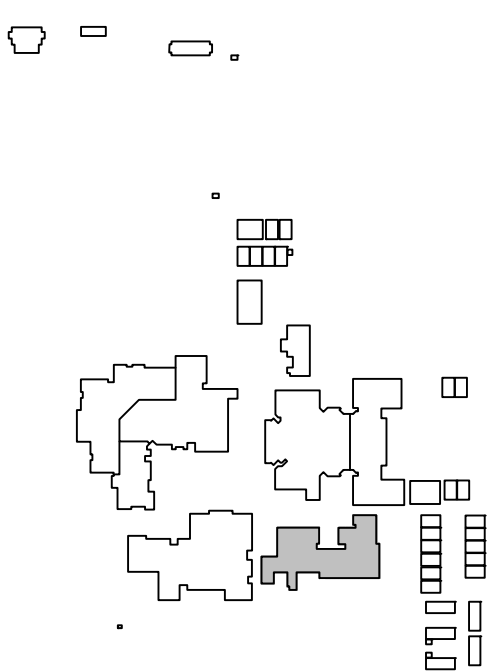
SEE SHEET T4-3.6

KEYED REFERENCE NOTES:

- 1 NOT USED
- 2 (E) 1" EMT
- 3 (E) 2" EMT
- 4 (E) (6)2" EMT
- 5 (N) 1" EMT
- 6 (N) 2" EMT
- 7 IPB01 - (E) 18"H X 18" W X 6"D NEMA 1 PULLBOX
- 8 IPB02 - (E) 18"H X 18" W X 6"D NEMA 1 PULLBOX
- 9 IPB11 - (E) 8"H X 8" W X 6"D NEMA 1 PULLBOX
- 10 IPB12 - (E) 8"H X 8" W X 6"D NEMA 1 PULLBOX
- 11 IPB15 - (E) 8"H X 8" W X 6"D NEMA 1 PULLBOX
- 12 IPB16 - (E) 12"H X 12" W X 6"D NEMA 1 PULLBOX
- 13 IPB17 - (E) 12"H X 12" W X 6"D NEMA 1 PULLBOX
- 14 IPB19 - (E) 8"H X 8" W X 6"D NEMA 1 PULLBOX
- 15 IPB20 - (E) 8" H X 8" W X 6" D NEMA 1 PULLBOX
- 16 NOT USED
- 17 (E) 1" PENETRATION/SLEEVE FS69,FS70
- 18 (E) 2" PENETRATION/SLEEVE FS67,FS68
- 19 (E) 2" PENETRATION/SLEEVE FS71
- 20 (E) 2" PENETRATION/SLEEVE FS72
- 21 (E) 2" PENETRATION/SLEEVE FS76,FS92,FS77
- 22 (E) 2" PENETRATION/SLEEVE FS78,FS79,FS88,FS80
- 23 (E) 1" PENETRATION/SLEEVE FS73
- 24 (E) 1" PENETRATION/SLEEVE FS74
- 25 (E) 2" PENETRATION/SLEEVE FS75,FS91
- 26 (E) 2" PENETRATION/SLEEVE FS85,FS86
- 27 (E) 2" PENETRATION/SLEEVE FS81,FS82
- 28 (E) 2" PENETRATION/SLEEVE FS83,FS84
- 29 (E) 2" PENETRATION/SLEEVE FS87
- 30 (E) 2" PENETRATION/SLEEVE FS89,FS90
- 31 (E) J-HOOK

*THESE DRAWINGS WERE PREPARED AND DRAWN BY VECTOR USA

KEY PLAN



VARIOUS SITES
4850 PEDLEY ROAD
JURUPA VALLEY, CA 92509

3MS, 2HS & RIVERCREST WiFi
UPGRADE E-RATE YEAR 18

JURUPA VALLEY HIGH SCHOOL
10551 BELLGRAVE AVE., MIRA LOMA, CA
ZONE 6 AS-BUILT

Revision No.	Description	Date

Gary L. Hillier

 No. 22208
 Expires 06/30/2019

DRAWING NOT MAINTAINED BY
 Information Phone: (760) 369-9418

 Phone: (760) 369-9418

Jurupa Unified School District

Approved By:	GLH
Designed:	TTS
Drawn By:	JK
Checked:	PM
Reviewed:	JP
Date:	07/22/2016
TTS Project Number:	1014-282
Scale:	3/32" = 1'-0"
Drawing Number:	T4-3.7

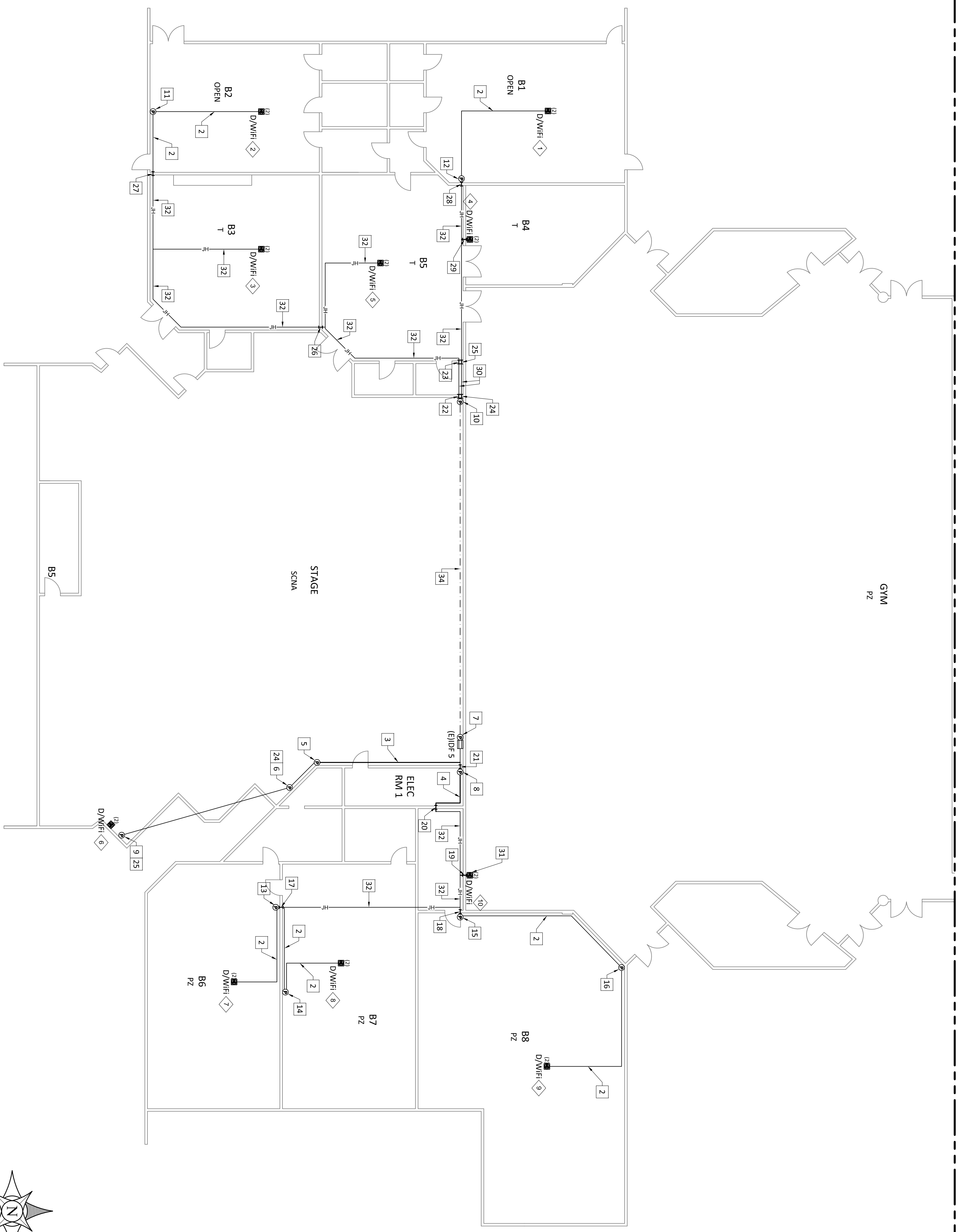
SEE SHEET T4-3.2

SEE SHEET T4-3.10

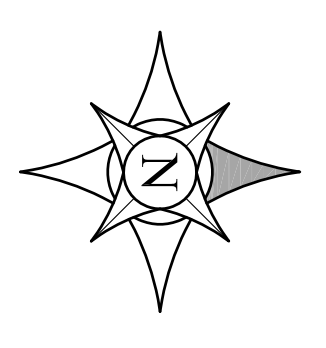
SEE SHEET T4-3.3

SEE SHEET T4-3.5

ZONE 5



MATCH LINE SEE SHEET T4-3.9



- LABELS**
- 1 (N)AP81
 - 2 (N)AP82
 - 3 (N)AP83
 - 4 (N)AP84
 - 5 (N)AP85
 - 6 (N)AP86
 - 7 (N)AP87
 - 8 (N)AP88
 - 9 (N)AP89
 - 10 (N)AP90
 - 11 (N)AP91
 - 12 (N)AP92
 - 13 (N)AP93
 - 14 (N)AP94
 - 15 (N)AP95
 - 16 (N)AP96
 - 17 (N)AP97
 - 18 (N)AP98
 - 19 (N)AP99
 - 20 (N)AP100
 - 21 (N)AP101
 - 22 (N)AP102
 - 23 (N)AP103
 - 24 (N)AP104
 - 25 (N)AP105
 - 26 (N)AP106
 - 27 (N)AP107
 - 28 (N)AP108
 - 29 (N)AP109
 - 30 (N)AP110
 - 31 (N)AP111
 - 32 (N)AP112
 - 33 (N)AP113
 - 34 (N)AP114

- KEYED REFERENCE NOTES:**
- 1 NOT USED
 - 2 (E) 1" EMT
 - 3 (N) 1" EMT
 - 4 (N) 2" EMT
 - 5 (E) 8" H X 8" W X 6" D NEMA 1 PULLBOX
 - 6 (E) 8" H X 8" W X 6" D NEMA 1 PULLBOX
 - 7 (E) 8" H X 18" W X 6" D NEMA 1 PULLBOX
 - 8 (E) 8" H X 18" W X 6" D NEMA 1 PULLBOX
 - 9 (E) 8" H X 18" W X 6" D NEMA 1 PULLBOX
 - 10 (E) 8" H X 18" W X 6" D NEMA 1 PULLBOX
 - 11 (E) 8" H X 18" W X 6" D NEMA 1 PULLBOX
 - 12 (E) 12" H X 12" W X 6" D NEMA 1 PULLBOX
 - 13 (E) 12" H X 12" W X 6" D NEMA 1 PULLBOX
 - 14 (E) 8" H X 8" W X 6" D NEMA 1 PULLBOX
 - 15 (E) 8" H X 8" W X 6" D NEMA 1 PULLBOX
 - 16 (E) 8" H X 8" W X 6" D NEMA 1 PULLBOX
 - 17 (E) 1" PENETRATION/SLEEVE
 - 18 (E) 1" PENETRATION/SLEEVE
 - 19 (N) 1" PENETRATION/SLEEVE
 - 20 (E) 2" PENETRATION/SLEEVE
 - 21 (E) 2" PENETRATION/SLEEVE
 - 22 (E) 2" PENETRATION/SLEEVE
 - 23 (E) 2" PENETRATION/SLEEVE
 - 24 (E) 1" PENETRATION/SLEEVE
 - 25 (E) 1" PENETRATION/SLEEVE
 - 26 (N) 1" PENETRATION/SLEEVE
 - 27 (E) 1" PENETRATION/SLEEVE
 - 28 (E) 1" PENETRATION/SLEEVE
 - 29 (N) 1" PENETRATION/SLEEVE
 - 30 (E)(2) 2" EMT
 - 31 (N) 18" H X 16" W X 10" D POLYCARBONATE PULLBOX
 - 32 (E) J-HOOK
 - 33 NOT USED
 - 34 (E) 5400 RACEWAY

*THESE DRAWINGS WERE PREPARED AND DRAWN BY VECTOR USA

VARIOUS SITES
4850 PEDLEY ROAD
JURUPA VALLEY, CA 92509

3MS, 2HS & RIVERCREST WiFi
UPGRADE E-RATE YEAR 18

JURUPA VALLEY HIGH SCHOOL
10551 BELLGRAVE AVE., MIRA LOMA, CA
ZONE 5 AS-BUILT

Approved By:	GLH
Designed:	TTS
Drawn By:	JK
Checked:	PM
Reviewed:	JP
Date:	07/22/2016
TTS Project Number:	1014-282
Scale:	3/32" = 1'-0"
Drawing Number:	T4-3.8

Revision No.	Description	Date

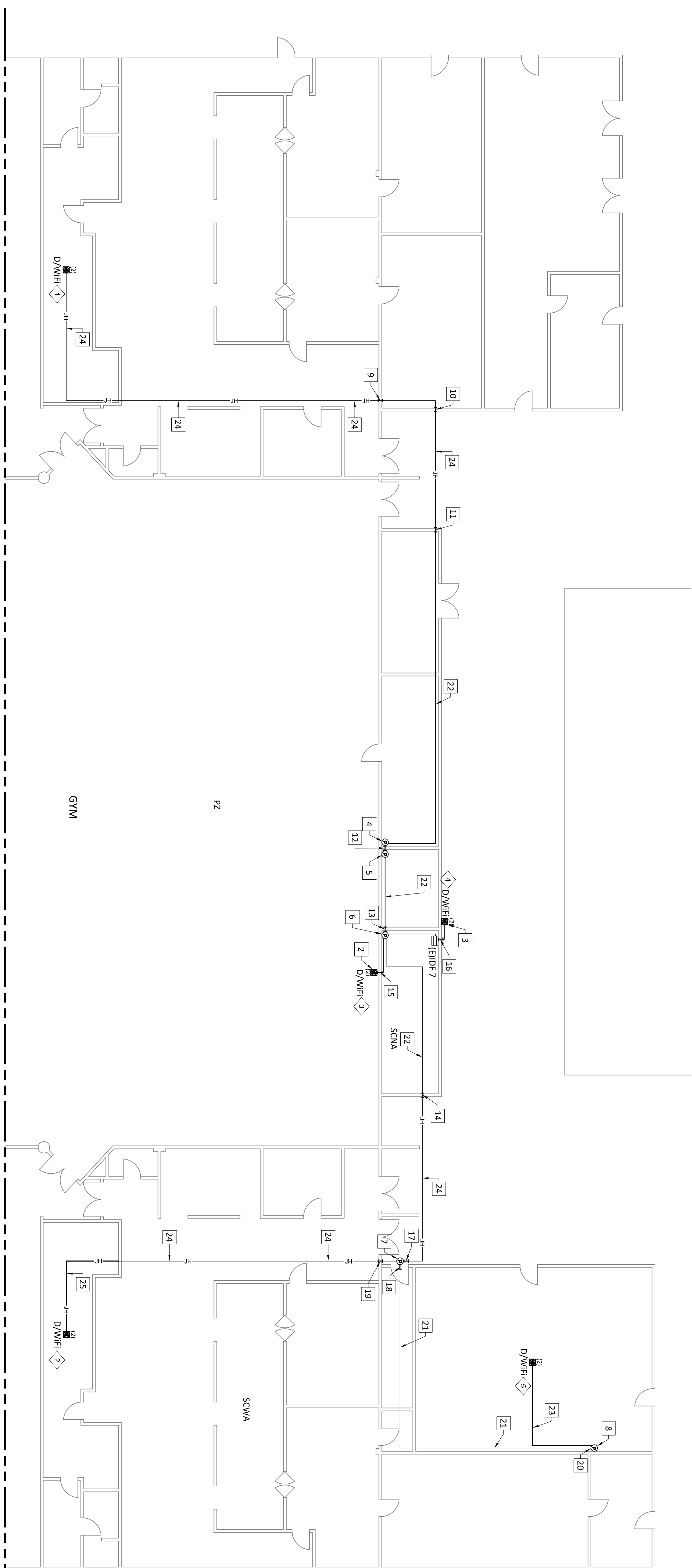
DRAWING NOT MAINTAINED BY
Information Phone: (760) 369-9418

Information Technology Solutions, LLC
Phone: (760) 369-9418

Jurupa Unified School District

SEE SHEET T4-3.10

SEE SHEET T4-3.10



KEYED REFERENCE NOTES:

- 1 NOT USED
- 2 (N) 18"H X 16"W X 10"D POLYCARBONATE PULLBOX
- 3 (N) 14"H X 12"W X 6"D POLYCARBONATE PULLBOX
- 4 IPB03 - (E) 12"H X 12"W X 6"D NEMA 1 PULLBOX
- 5 IPB04 - (E) 12"H X 12"W X 6"D NEMA 1 PULLBOX
- 6 IPB05 - (E) 12"H X 12"W X 6"D NEMA 1 PULLBOX
- 7 IPB07 - (E) 12"H X 12"W X 6"D NEMA 1 PULLBOX
- 8 IPB08 - (E) 8"H X 8"W X 6"D NEMA 1 PULLBOX
- 9 (E) 2" PENETRATION/SLEEVE FS21,FS22
- 10 (N) 1" PENETRATION/SLEEVE FS23,FS24
- 11 (E) 2" PENETRATION/SLEEVE FS25
- 12 (E) 2" PENETRATION/SLEEVE FS26,FS27,FS28,FS29
- 13 (E) 2" PENETRATION/SLEEVE FS30,FS31
- 14 (E) 2" PENETRATION/SLEEVE FS32
- 15 (N) 1" PENETRATION/SLEEVE FS33,FS34
- 16 (E) 2" PENETRATION/SLEEVE FS35,FS36
- 17 (E) 2" PENETRATION/SLEEVE FS37,FS38
- 18 (E) 2" PENETRATION/SLEEVE FS41
- 19 (E) 2" PENETRATION/SLEEVE FS39,FS40
- 20 (E) 1" PENETRATION/SLEEVE FS42
- 21 (E) 1" EMT
- 22 (E) 2" EMT
- 23 (N) 1" EMT
- 24 (E) J-HOOK
- 25 (N) J-HOOK

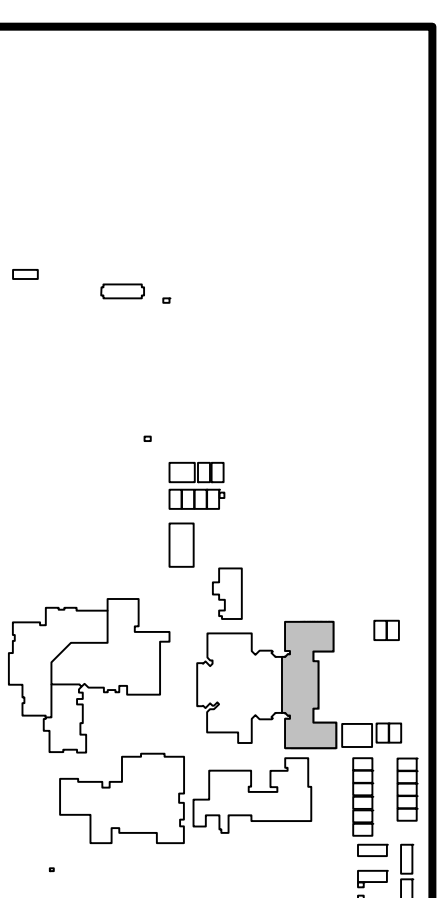
LABELS

- 1 (N)AP104 7-B07,7-B08
- 2 (N)AP105 7-B01,7-B02
- 3 (N)AP106 7-B05,7-B06
- 4 (N)AP107 7-B09,7-B10
- 5 (N)AP108 7-B03,7-B04

MATCH LINE SEE SHEET T4-3.8

ZONE 7

KEY PLAN



*THESE DRAWINGS WERE PREPARED AND DRAWN BY VECTOR USA

Revision No.	Description	Date



Information Technology Solutions, LLC
 10000 E. 1st Avenue, Suite 100
 Denver, CO 80231
 Phone: (760) 368-9418

VARIOUS SITES
 4850 PEDLEY ROAD
 JURUPA VALLEY, CA 92509

3MS, 2HS & RIVERCREST WiFi UPGRADE E-RATE YEAR 18

JURUPA VALLEY HIGH SHCOOL
 10551 BELLGRAVE AVE., MIRA LOMA, CA
 ZONE 7 AS-BUILT

Gary L. Hiller
 COMMUNICATIONS INSTRUCTIONAL ENGINEER
 NETWORKS & SYSTEMS ENGINEER
 NETWORKS & SYSTEMS ENGINEER

Approved By: GLH
 Designed: TTS
 Drawn By: JK
 Checked: PM
 Reviewed: JP

Date: 07/22/2016
 TTS Project Number: 1014-282
 Scale: 3/32" = 1'-0"
 Drawing Number: T4-3.9



Jurupa Unified School District

KEYED REFERENCE NOTES:

- 1 (E) J-HOOK
- 2 (N) J-HOOK
- 3 (E) 2" LIQUID TIGHT FS19,FS20
- 4 (E) 2" PENETRATION/SLEEVE FS145,FS146

DRAWING NOT MAINTAINED BY
Informational Phone:(760) 369-9418

Informational Phone:(760) 369-9418



Jurupa Unified School District

Revision No.	Description	Date

*THESE DRAWINGS WERE PREPARED AND DRAWN BY VECTOR USA

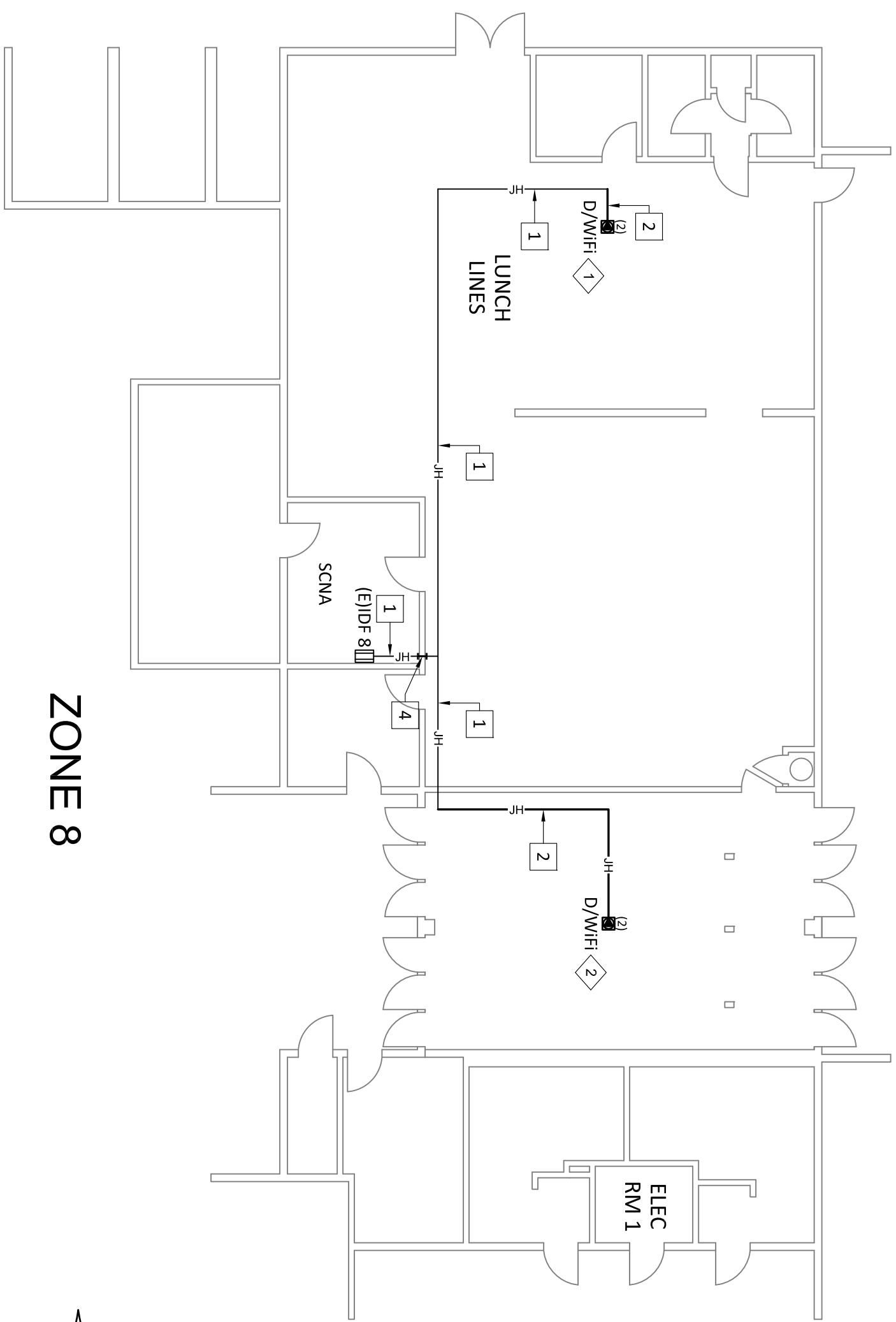
VARIOUS SITES
4850 PEDLEY ROAD
JURUPA VALLEY, CA 92509

**3MS, 2HS & RIVERCREST WiFi
UPGRADE E-RATE YEAR 18**

JURUPA VALLEY HIGH SCHOOL
10051 BELLGRAVE AVE., MIRA LOMA, CA
ZONES 8, 11, & 23 AS-BUILT

Gary L. Hiller
COMMUNICATIONS INFRASTRUCTURE ENGINEER
REGISTERED PROFESSIONAL ENGINEER
No. 22208
Expires 06/30/2021
TTS
TECHNOLOGY TRUST SERVICES
COMMUNICATIONS ENGINEERING

Approved By:	GLH
Designed:	ITTS
Drawn By:	JK
Checked:	PM
Reviewed:	JP
Date:	07/22/2016
TTS Project Number:	1014-282
Scale:	3/32"=1'-0"
Drawing Number:	T4-3.10

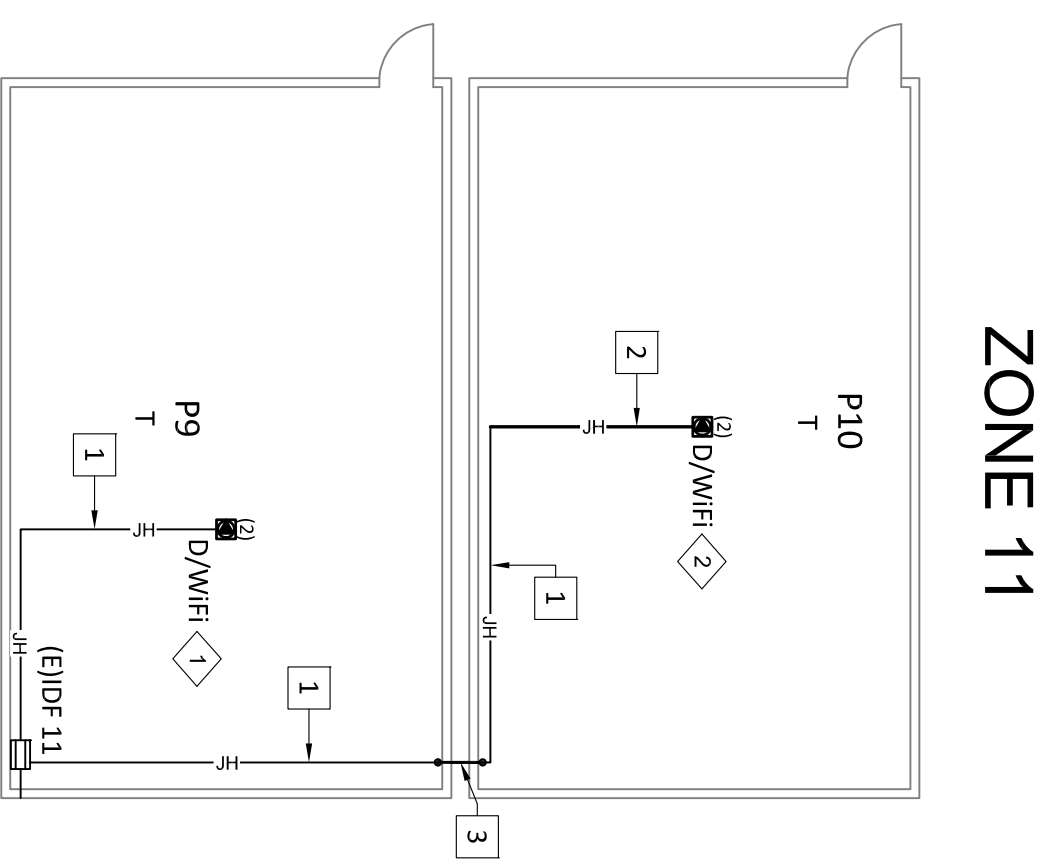


SEE SHEET T4-3.8



ZONE 8

- LABELS**
- 1 NJAP109
8-B01,8-B02
 - 2 NJAP110
8-B03,8-B04

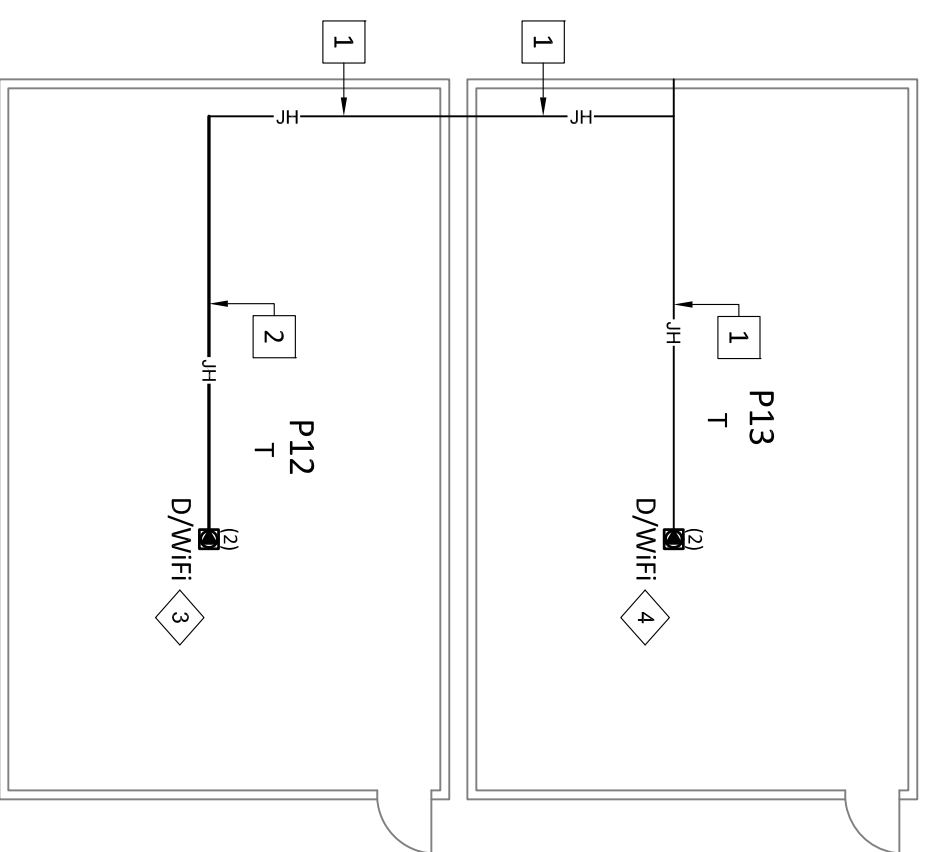


ZONE 11

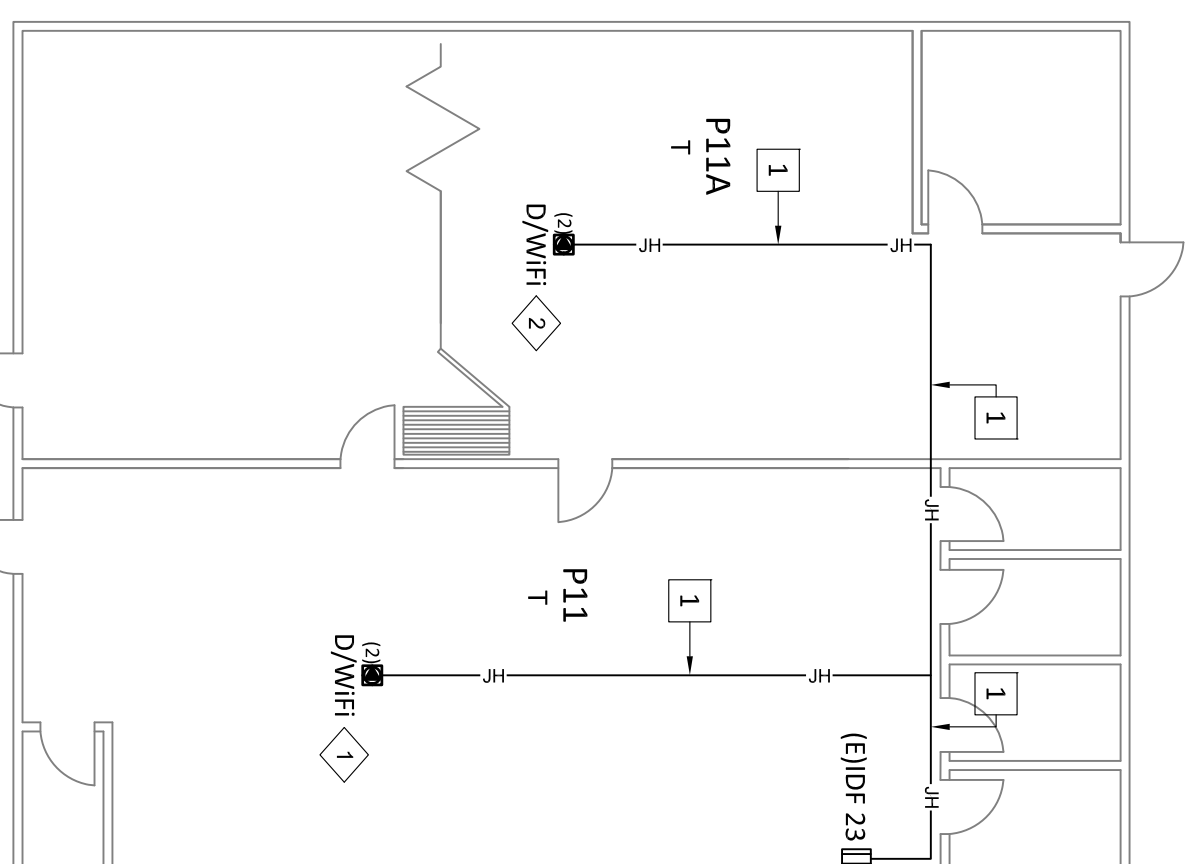
- LABELS**
- 1 NJAP111
11-C01,11-C02
 - 2 NJAP112
11-C03,11-C04
 - 3 NJAP113
(E)11-A46,(E)11-A47
 - 4 NJAP114
(E)11-A36,(E)11-A37

SEE RIGHT THIS SHEET

SEE LEFT THIS SHEET




ZONE 11

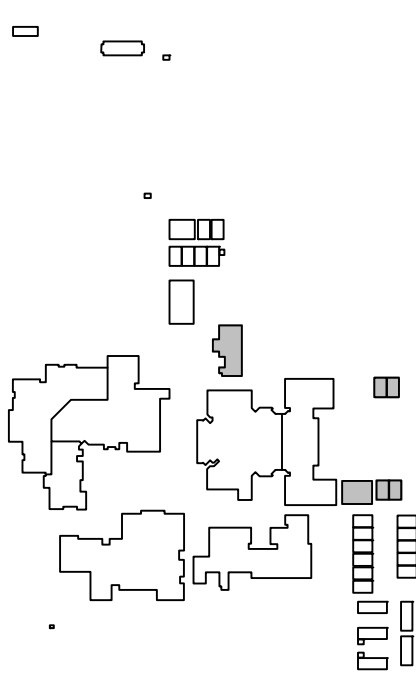


ZONE 23

- LABELS**
- 1 NJAP146
23-B01,23-B02
 - 2 NJAP147
23-B03,23-B04




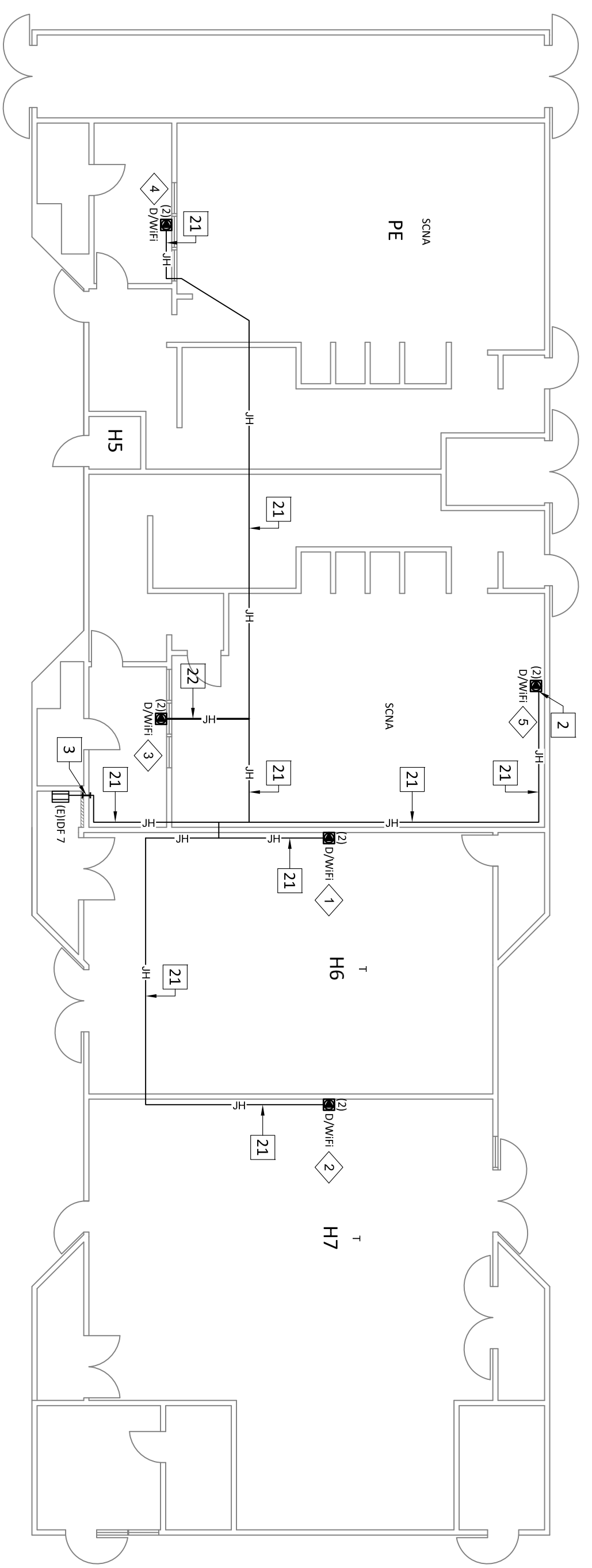
KEY PLAN



SEE SHEET T4-3.9

SEE SHEET T4-3.9

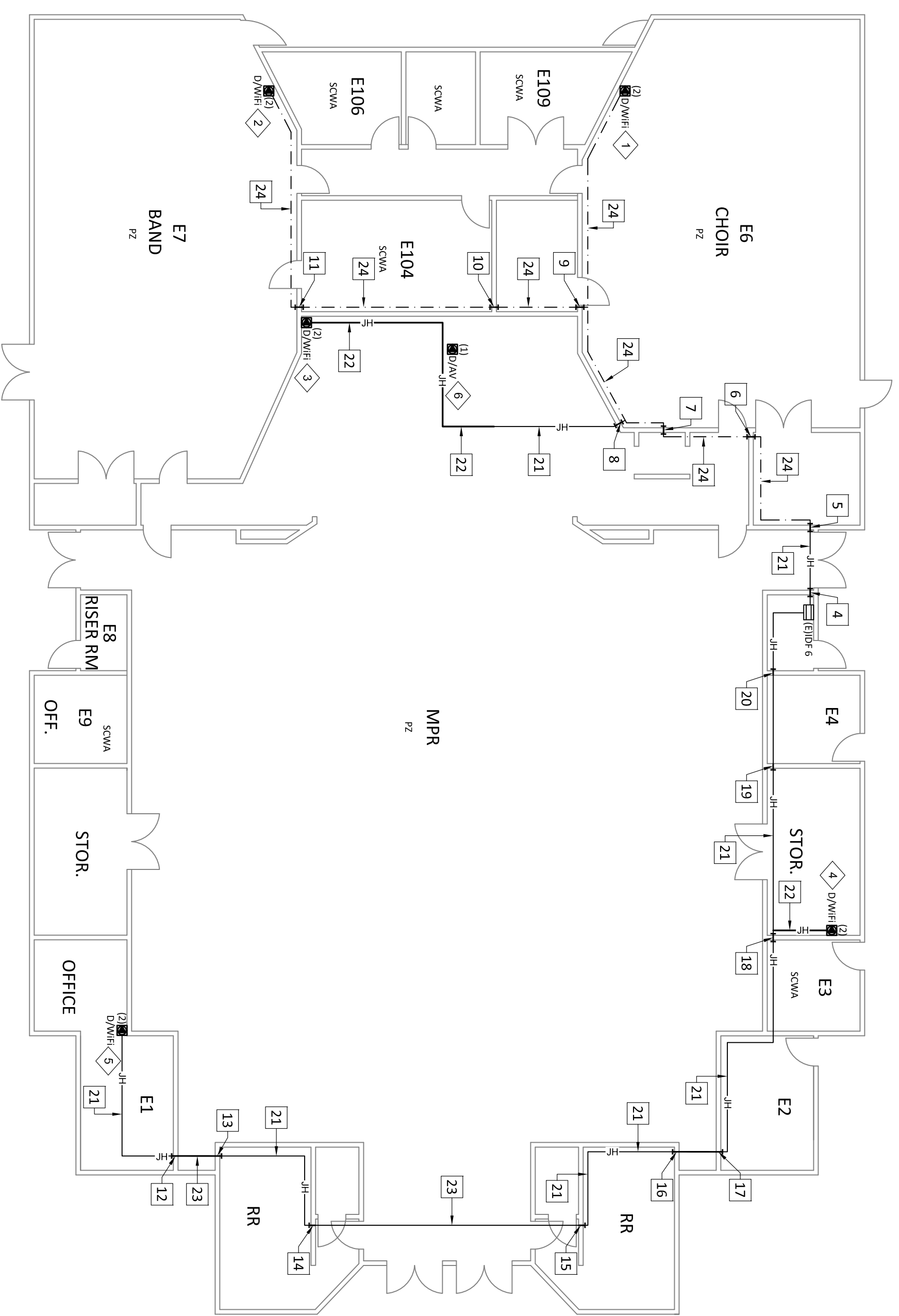




- LABELS**
- 1 (N)AP31
 - 2 7-B07,7-B08
 - 3 (N)AP32
 - 4 7-B09,7-B10
 - 5 (N)AP33
 - 6 7-B03,7-B04
 - 7 (N)AP34
 - 8 7-B01,7-B02
 - 9 (N)AP35
 - 10 7-B05,7-B06

ZONE 7

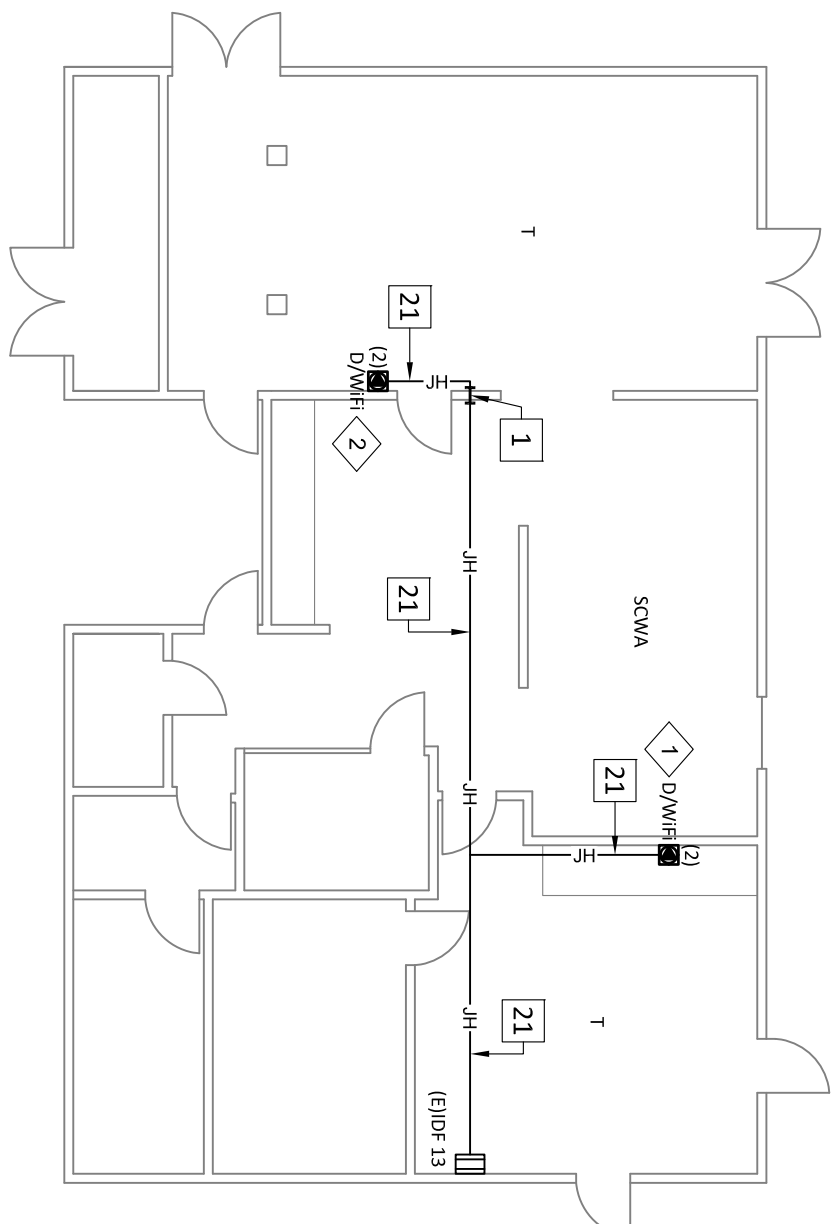
SEE SHEET T2-3.2



- LABELS**
- 1 (N)AP26
 - 2 6-C01,6-C02
 - 3 (N)AP27
 - 4 6-C03,6-C04
 - 5 (N)AP28
 - 6 6-C05,6-C06
 - 7 (N)AP29
 - 8 6-C07,6-C08
 - 9 (N)AP30
 - 10 6-C09,6-C10
 - 11 6-B10

ZONE 6

SEE SHEET T2-3.4



- LABELS**
- 1 (N)AP59
 - 2 13-B01,13-B02
 - 3 (N)AP60
 - 4 13-B03,13-B04

ZONE 13

KEYED REFERENCE NOTES:

- 1 (E) 2" PENETRATION/SLEEVE FS073,FS074
- 2 (E) 1" PENETRATION/SLEEVE FS082
- 3 (E) 2" PENETRATION/SLEEVE FS083,FS084
- 4 (E) 2" PENETRATION/SLEEVE FS085,FS086
- 5 (E) 2" PENETRATION/SLEEVE FS087,FS088
- 6 (E) 2" PENETRATION/SLEEVE FS089,FS090
- 7 (E) 2" PENETRATION/SLEEVE FS091,FS092
- 8 (E) 2" PENETRATION/SLEEVE FS093,FS094,FS095
- 9 (E) 2" PENETRATION/SLEEVE FS096,FS097
- 10 (E) 2" PENETRATION/SLEEVE FS098,FS099
- 11 (E) 2" PENETRATION/SLEEVE FS100,FS101
- 12 (E) 2" PENETRATION/SLEEVE FS102
- 13 (E) 2" PENETRATION/SLEEVE FS103
- 14 (E) 2" PENETRATION/SLEEVE FS104
- 15 (E) 2" PENETRATION/SLEEVE FS105
- 16 (E) 2" PENETRATION/SLEEVE FS106
- 17 (E) 2" PENETRATION/SLEEVE FS107
- 18 (E) 2" PENETRATION/SLEEVE FS108,FS109
- 19 (E) 2" PENETRATION/SLEEVE FS110
- 20 (E) 2" PENETRATION/SLEEVE FS111
- 21 (E) J-HOOK
- 22 (N) J-HOOK
- 23 (E) 2" EMT
- 24 (E) 5400 RACEWAY

*THESE DRAWINGS WERE PREPARED AND DRAWN BY VECTOR USA

VARIOUS SITES
4850 PEDLEY ROAD
JURUPA VALLEY, CA 92509

3MS, 2HS & RIVERCREST WiFi
UPGRADE E-RATE YEAR 18



MIRA LOMA MIDDLE SCHOOL
5051 STEVE ST., RIVERSIDE, CA 92509
ZONES 6, 7, 13 AS-BUILT

Revision No.	Description	Date




DRAWING ARE MAINTAINED BY
Information Phone:(760) 369-9418

KEY PLAN

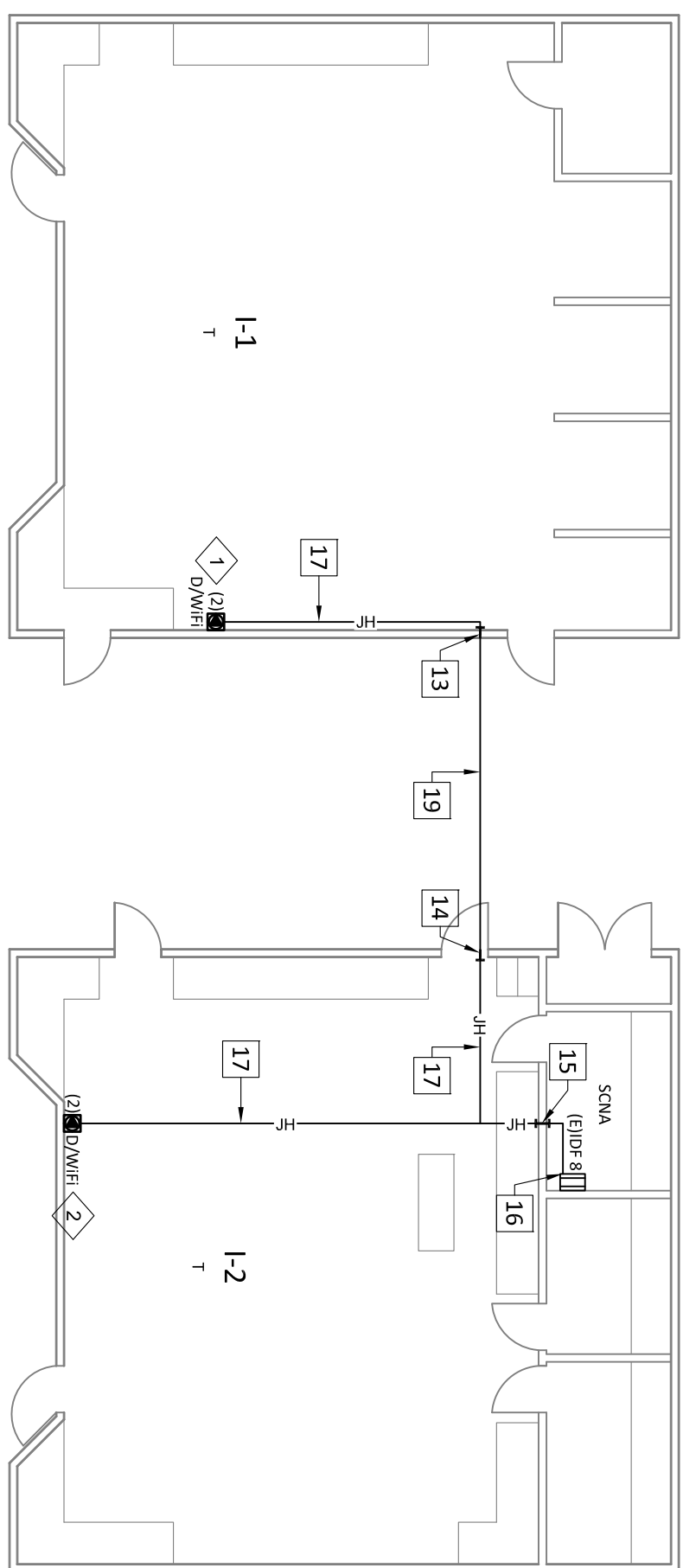


Gary L. Hiller

Approved By:	GLH
Designed:	TTS
Drawn By:	RJB
Checked:	GLH
Reviewed:	MER
Date:	11/28/2014
TTS Project Number:	1014-282
Scale:	3/32" = 1'-0"
Drawing Number:	T2-3.1

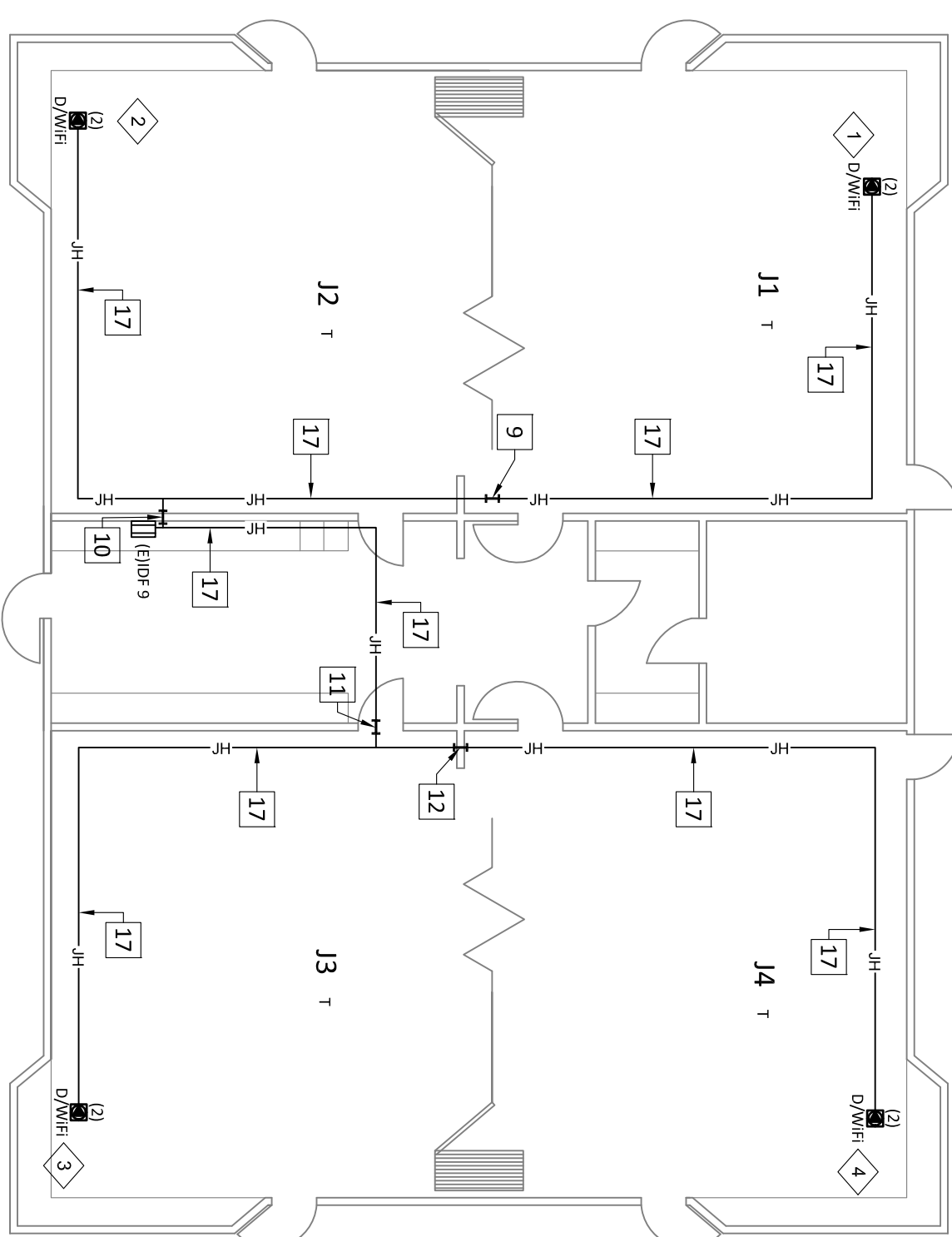


- KEYED REFERENCE NOTES:**
- 1 (E) 2" PENETRATION/SLEEVE FS035, FS036
 - 2 (E) 2" PENETRATION/SLEEVE FS037, FS038
 - 3 (E) 2" PENETRATION/SLEEVE FS039, FS040
 - 4 (E) 2" PENETRATION/SLEEVE FS041, FS042
 - 5 (E) 2" PENETRATION/SLEEVE FS043, FS044
 - 6 (E) 2" PENETRATION/SLEEVE FS045, FS046
 - 7 (E) 2" PENETRATION/SLEEVE FS061, FS062
 - 8 (E) 2" PENETRATION/SLEEVE FS063, FS064
 - 9 (E) 2" PENETRATION/SLEEVE FS065, FS066
 - 10 (E) 2" PENETRATION/SLEEVE FS067, FS068
 - 11 (E) 2" PENETRATION/SLEEVE FS069, FS070
 - 12 (E) 2" PENETRATION/SLEEVE FS071, FS072
 - 13 (E) 1" PENETRATION/SLEEVE FS075
 - 14 (E) 1" PENETRATION/SLEEVE FS076
 - 15 (E) 2" PENETRATION/SLEEVE FS077, FS078
 - 16 (E) 2" PENETRATION/SLEEVE FS079, FS080
 - 17 (E) J-HOOK
 - 18 (N) J-HOOK
 - 19 (E) 1" EMT



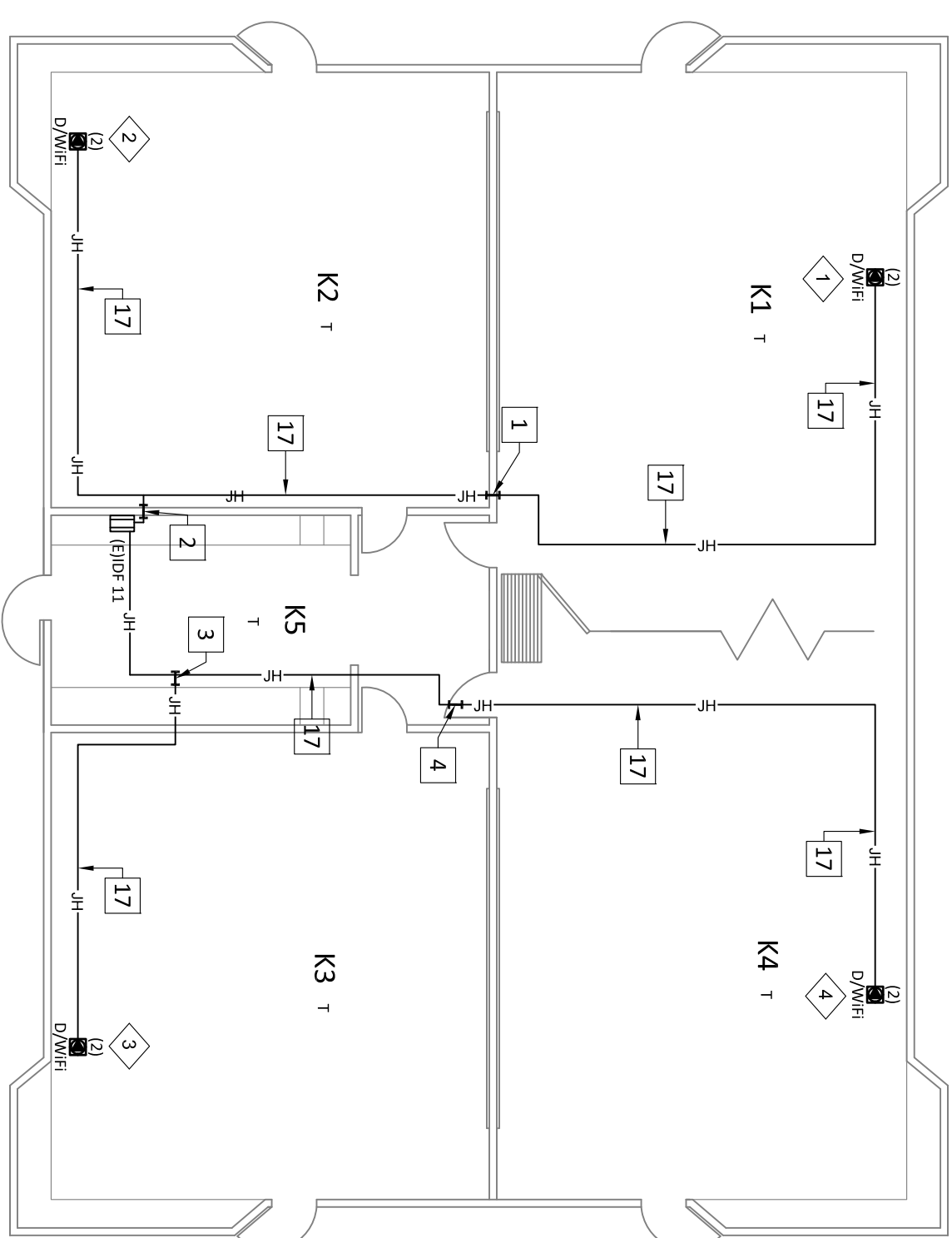
ZONE 8

- LABELS**
- 1 (N)AP36 8-B01, 8-B02
 - 2 (N)AP37 8-B03, 8-B04



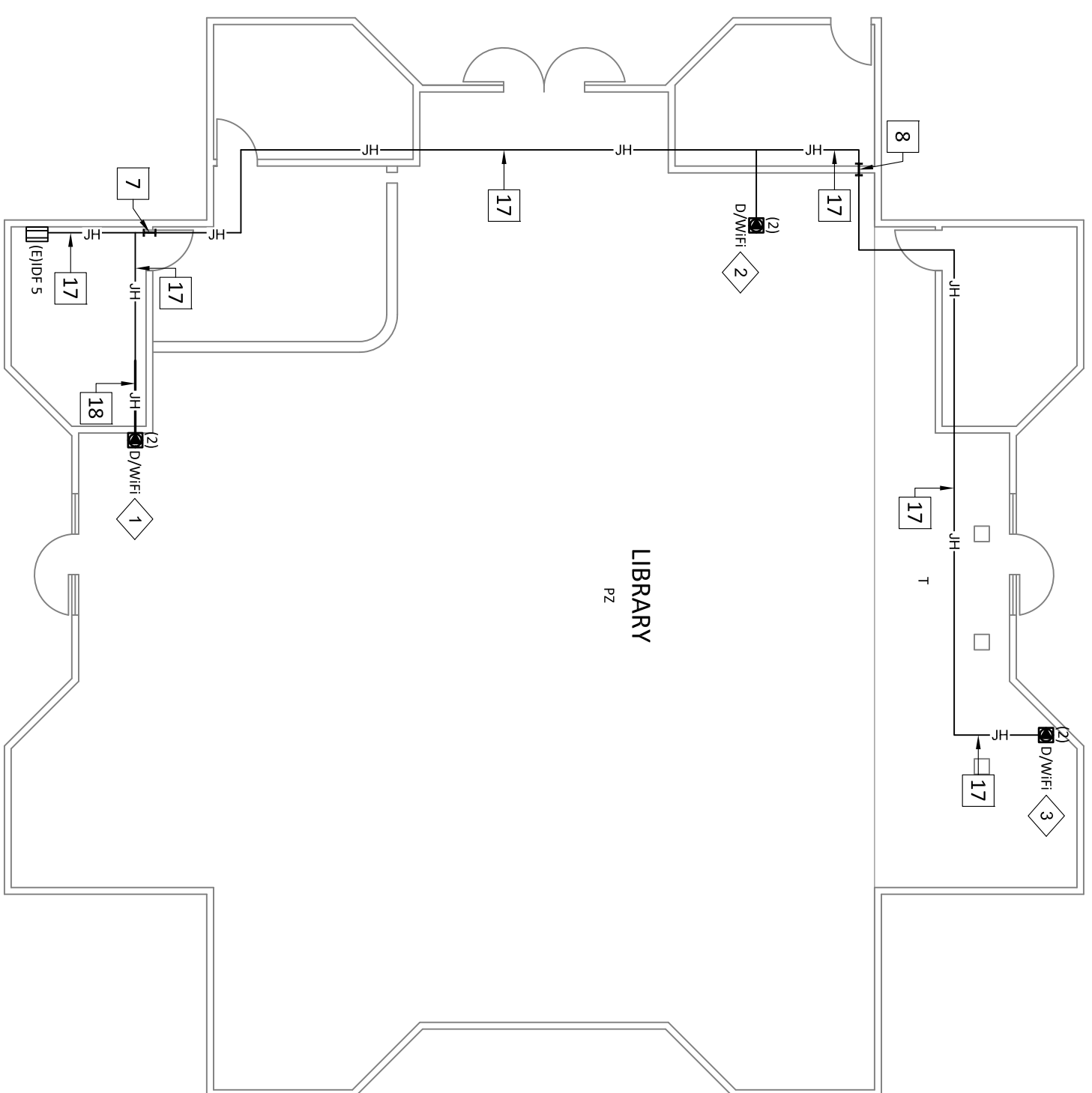

ZONE 9

- LABELS**
- 1 (N)AP38 9-C07, 9-C08
 - 2 (N)AP39 9-C01, 9-C02
 - 3 (N)AP40 9-C03, 9-C04
 - 4 (N)AP41 9-C05, 9-C06



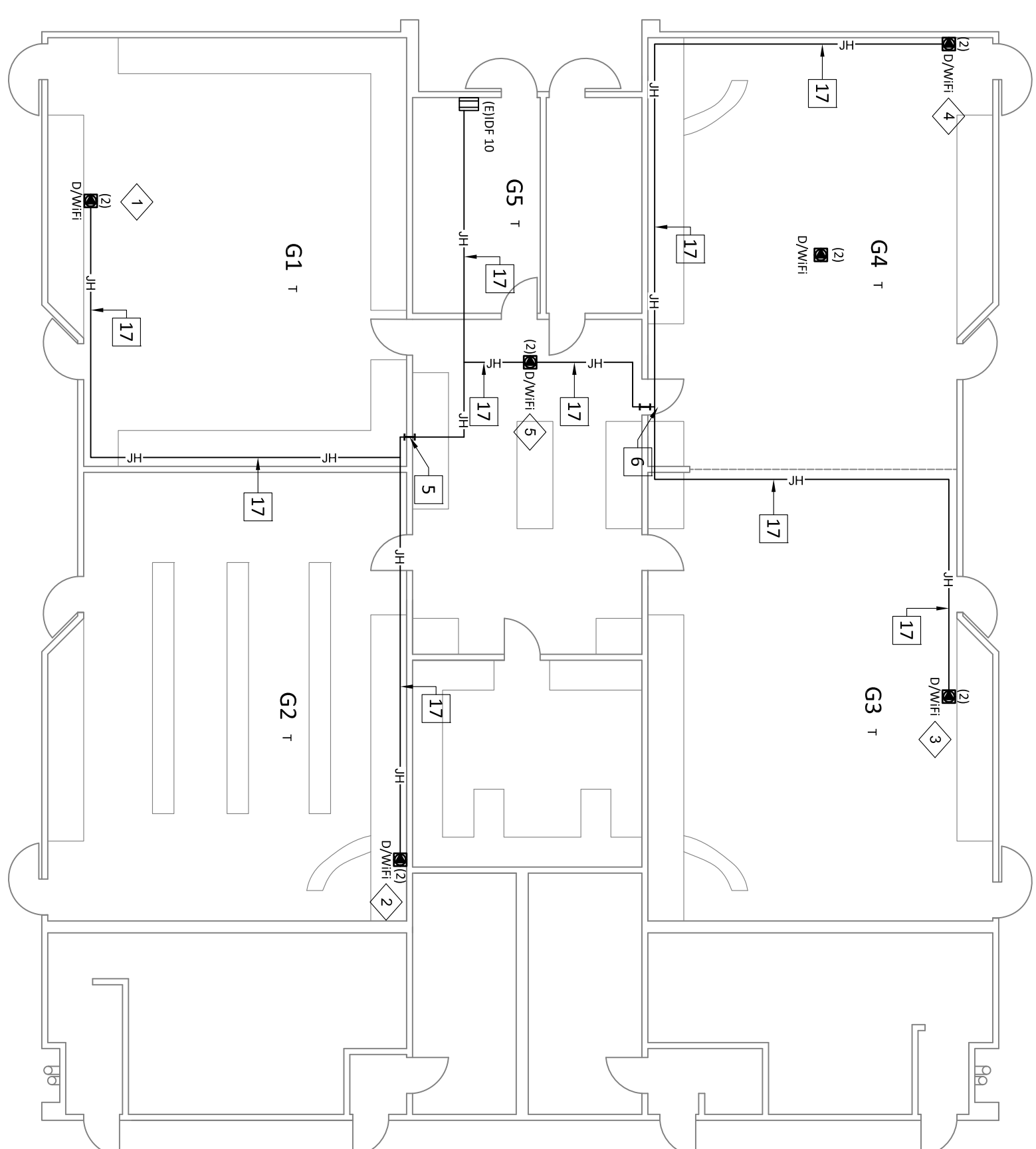
ZONE 11

- LABELS**
- 1 (N)AP47 11-B01, 11-B02
 - 2 (N)AP48 11-B03, 11-B04
 - 3 (N)AP49 11-B05, 11-B06
 - 4 (N)AP50 11-B07, 11-B08



ZONE 5


- LABELS**
- 1 (N)AP23 5-C01, 5-C02
 - 2 (N)AP24 5-C03, 5-C04
 - 3 (N)AP25 5-C05, 5-C06



ZONE 10

- LABELS**
- 1 (N)AP42 10-C01, 10-C02
 - 2 (N)AP43 10-C03, 10-C04
 - 3 (N)AP44 10-C05, 10-C06
 - 4 (N)AP45 10-C07, 10-C08
 - 5 (N)AP46 10-C09, 10-C10

KEY PLAN



*THESE DRAWINGS WERE PREPARED AND DRAWN BY VECTOR USA

VARIOUS SITES
4850 PEDLEY ROAD
JURUPA VALLEY, CA 92509

3MS, 2HS & RIVERCREST WiFi
UPGRADE E-RATE YEAR 18

MIRA LOMA MIDDLE SCHOOL
5051 STEVE ST., RIVERSIDE, CA 92509
ZONES 5, 8, 9, 10, & 11 AS-BUILT

Revision No.	Description	Date

Gary L. Hiller

 COMMUNICATIONS INFRASTRUCTURE ENGINEER
 NETWORKING AND SYSTEMS ENGINEER
 NETWORKING AND SYSTEMS ENGINEER

Approved By:	GLH
Designed:	TTS
Drawn By:	RJB
Checked:	GLH
Reviewed:	MER
Date:	11/28/2014
TTS Project Number:	1014-282
Scale:	3/32" = 1'-0"
Drawing Number:	T2-3.2

DRAWING NOT MAINTAINED BY
 INFORMATION PHONE: (760) 359-9418

 Information Technology Solutions, LLC
 Phone: (760) 359-9418

Jurupa Unified School District



Jurupa Unified School District

Revision No.	Description	Date

*THESE DRAWINGS WERE PREPARED AND DRAWN BY VECTOR USA

Gary L. Hiller

 COMMUNICATIONS INFRASTRUCTURE ENGINEER
 NETWORKS, SYSTEMS & SECURITY ENGINEER

VARIOUS SITES
 4850 PEDLEY ROAD
 JURUPA VALLEY, CA 92509

3MS, 2HS & RIVERCREST WiFi UPGRADE E-RATE YEAR 18

MIRA LOMA MIDDLE SCHOOL
 5051 STEVE ST., RIVERSIDE, CA 92509
 ZONES 4 & 12 AS-BUILT

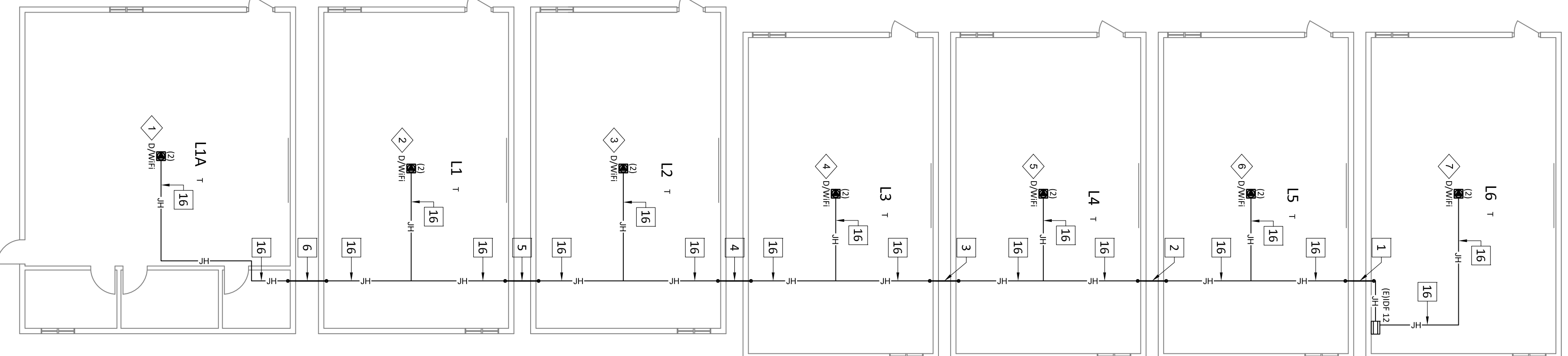
Approved By:	GLH
Designed:	TTS
Drawn By:	RJB
Checked:	GLH
Reviewed:	MER
Date:	11/28/2014
TTS Project Number:	1014-282
Scale:	3/32" = 1'-0"
Drawing Number:	T2-3.3

KEYED REFERENCE NOTES:

- 1 (E) 2" SEAL TIGHT FS001,FS002
- 2 (E) 2" SEAL TIGHT FS003,FS004,FS005,FS006
- 3 (E) 2" SEAL TIGHT FS005,FS006,FS007,FS008
- 4 (E) 2" SEAL TIGHT FS011,FS012
- 5 (E) 2" SEAL TIGHT FS013,FS014
- 6 (E) 2" SEAL TIGHT FS015,FS016
- 7 (E) 2" PENETRATION/SLEEVE FS017,FS018
- 8 (E) 2" PENETRATION/SLEEVE FS019,FS020
- 9 (E) 2" PENETRATION/SLEEVE FS021,FS022
- 10 (E) 2" PENETRATION/SLEEVE FS023,FS024
- 11 (E) 2" PENETRATION/SLEEVE FS025,FS026
- 12 (E) 2" PENETRATION/SLEEVE FS027,FS028
- 13 (E) 2" PENETRATION/SLEEVE FS029,FS030
- 14 (E) 2" PENETRATION/SLEEVE FS031,FS032
- 15 (E) 2" PENETRATION/SLEEVE FS033,FS034
- 16 (E) J-HOOK
- 17 (N) J-HOOK

LABELS

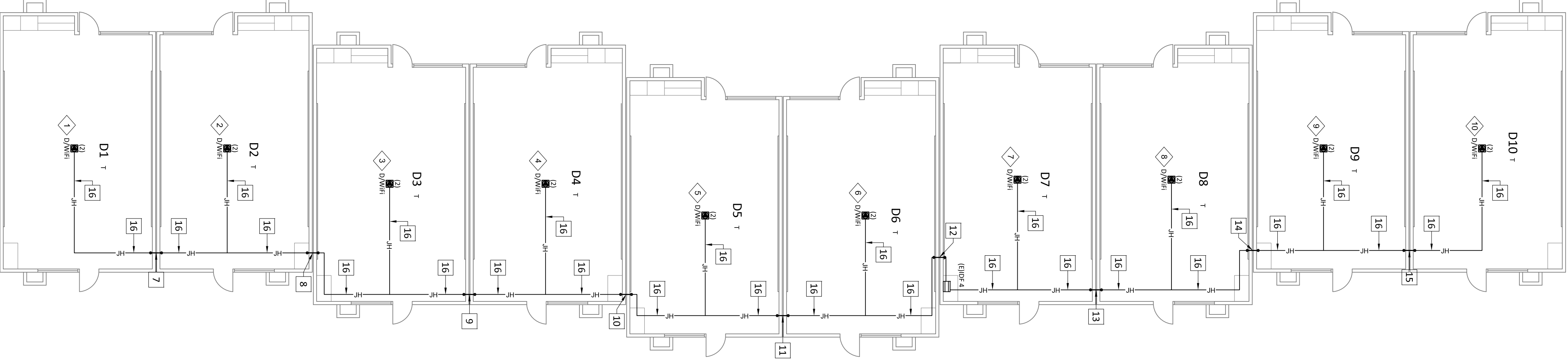
- 1 (N)AP51 12-C01,12-C02
- 2 (N)AP52 12-C03,12-C04
- 3 (N)AP53 12-C05,12-C06
- 4 (N)AP54 12-C07,12-C08
- 5 (N)AP55 12-C09,12-C10
- 6 (N)AP56 12-C11,12-C12
- 7 (N)AP57 12-C13,12-C14




ZONE 12

LABELS


- 1 (N)AP13 4-D01,4-D02
- 2 (N)AP14 4-D03,4-D04
- 3 (N)AP15 4-D05,4-D06
- 4 (N)AP16 4-D07,4-D08
- 5 (N)AP17 4-D09,4-D10
- 6 (N)AP18 4-D11,4-D12
- 7 (N)AP19 4-D13,4-D14
- 8 (N)AP20 4-D15,4-D16
- 9 (N)AP21 4-D17,4-D18
- 10 (N)AP22 4-D19,4-D20



ZONE 4



KEY PLAN





Jurupa Unified School District

Revision No.	Description	Date

*THESE DRAWINGS WERE PREPARED AND DRAWN BY VECTOR USA

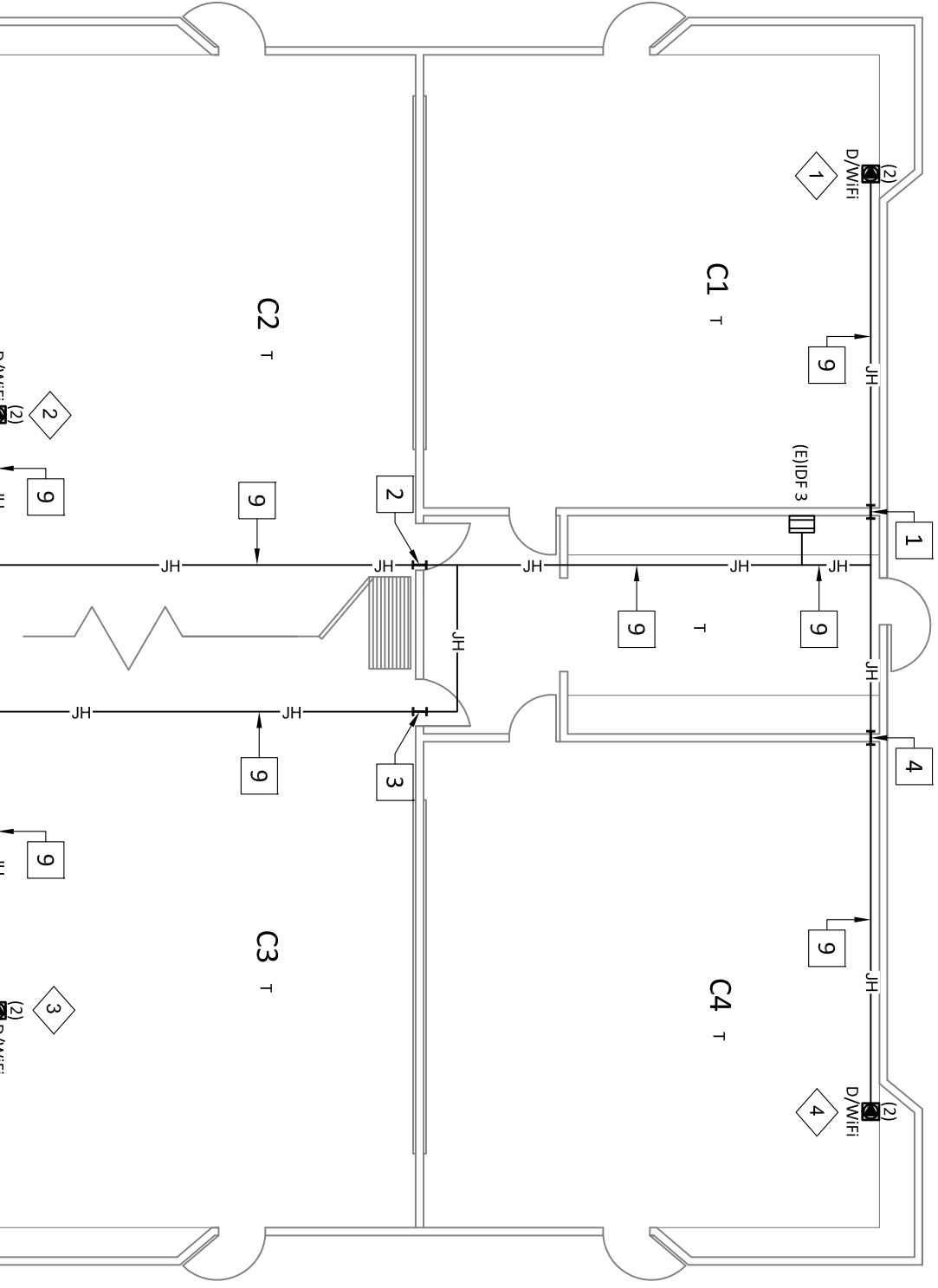
Gary L. Hiller
 COMMUNICATIONS INFRASTRUCTURE ENGINEER
 NETWORKS AND SYSTEMS ENGINEER
 LICENSE NO. 22208

VARIOUS SITES
 4850 PEDLEY ROAD
 JURUPA VALLEY, CA 92509

**3MS, 2HS & RIVERCREST WiFi
 UPGRADE E-RATE YEAR 18**

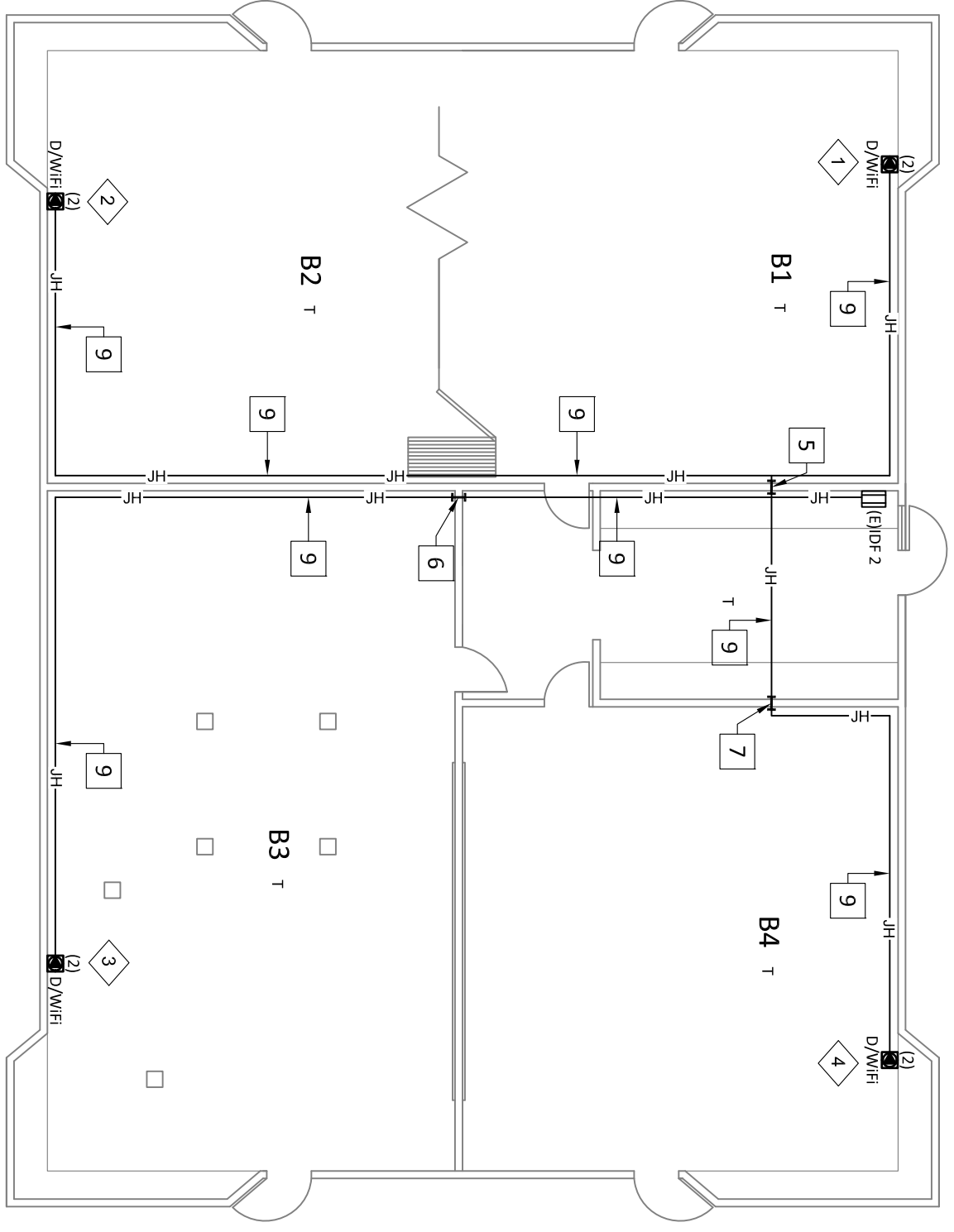
MIRA LOMA MIDDLE SCHOOL
 5051 STEVE ST., RIVERSIDE, CA 92509
 ZONES 1, 2, & 3 AS-BUILT

Approved By: GLH
 Designed: ITS
 Drawn By: RJB
 Checked: GLH
 Reviewed: MER
 Date: 11/28/2014
 ITS Project Number: 1014-282
 Scale: 3/32" = 1'-0"
 Drawing Number: T2-3.4



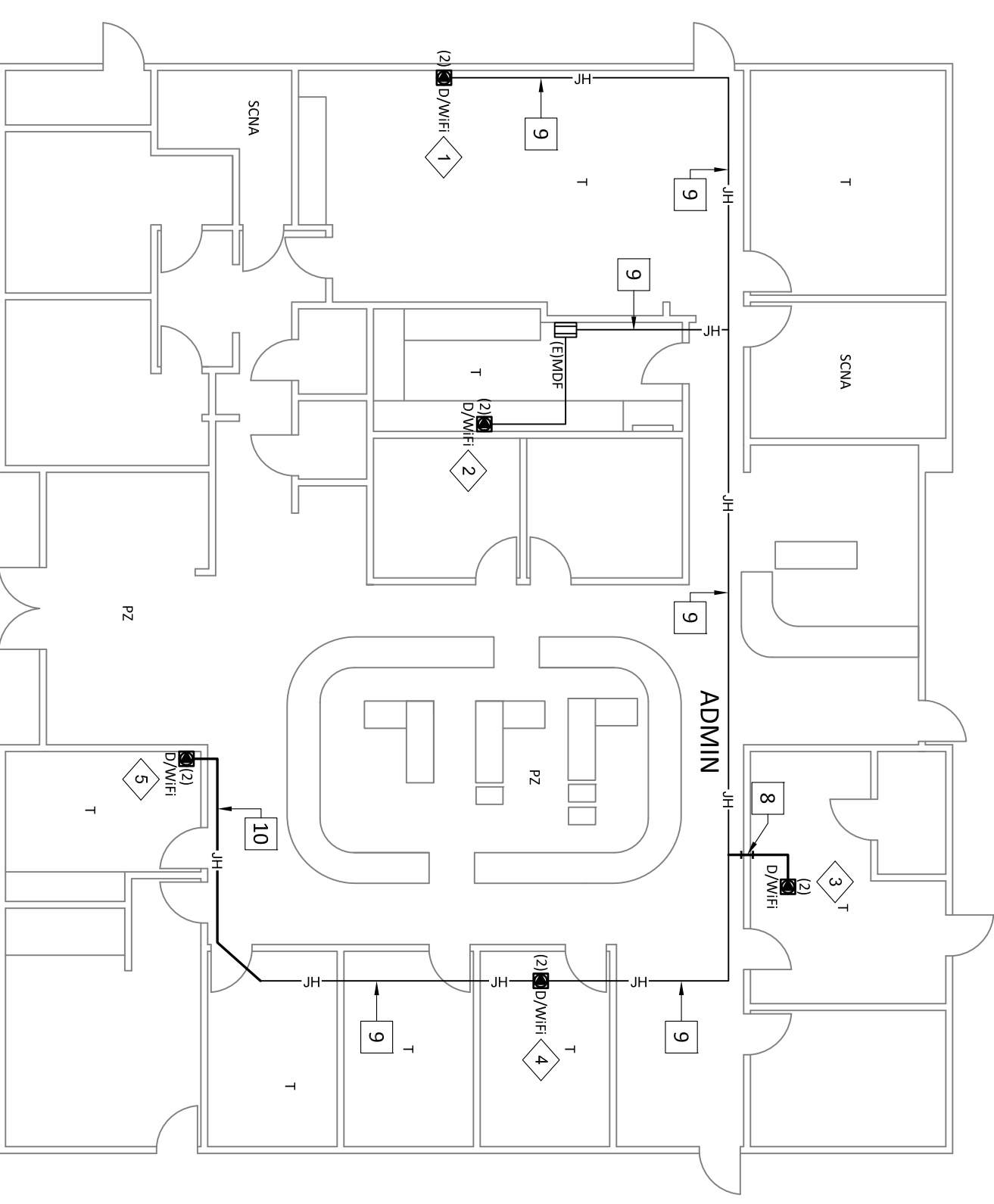
- LABELS**
- 1 (N)AP09 3-C01.3-C02
 - 2 (N)AP10 3-C03.3-C04
 - 3 (N)AP11 3-C05.3-C06
 - 4 (N)AP12 3-C07.3-C08

ZONE 3



- LABELS**
- 1 (N)AP05 2-D01.2-D02
 - 2 (N)AP06 2-D03.2-D04
 - 3 (N)AP07 2-D05.2-D06
 - 4 (N)AP08 2-D07.2-D08

ZONE 2




- LABELS**
- 1 (N)AP01 1-C01.1-C02
 - 2 (N)AP02 1-C03.1-C04
 - 3 (N)AP03 1-C05.1-C06
 - 4 (N)AP04 1-C07.1-C08
 - 5 (N)AP58 1-C09.1-C10


ZONE 1

KEYED REFERENCE NOTES:

- 1 (E) 2" PENETRATION/SLEEVE FS047,FS048
- 2 (E) 2" PENETRATION/SLEEVE FS049,FS050
- 3 (E) 2" PENETRATION/SLEEVE FS051,FS052
- 4 (E) 2" PENETRATION/SLEEVE FS053,FS054
- 5 (E) 2" PENETRATION/SLEEVE FS055,FS056
- 6 (E) 2" PENETRATION/SLEEVE FS057,FS058
- 7 (E) 2" PENETRATION/SLEEVE FS059,FS060
- 8 (E) 1" PENETRATION/SLEEVE FS114,FS115
- 9 (E) J-HOOK
- 10 (N) J-HOOK



KEY PLAN



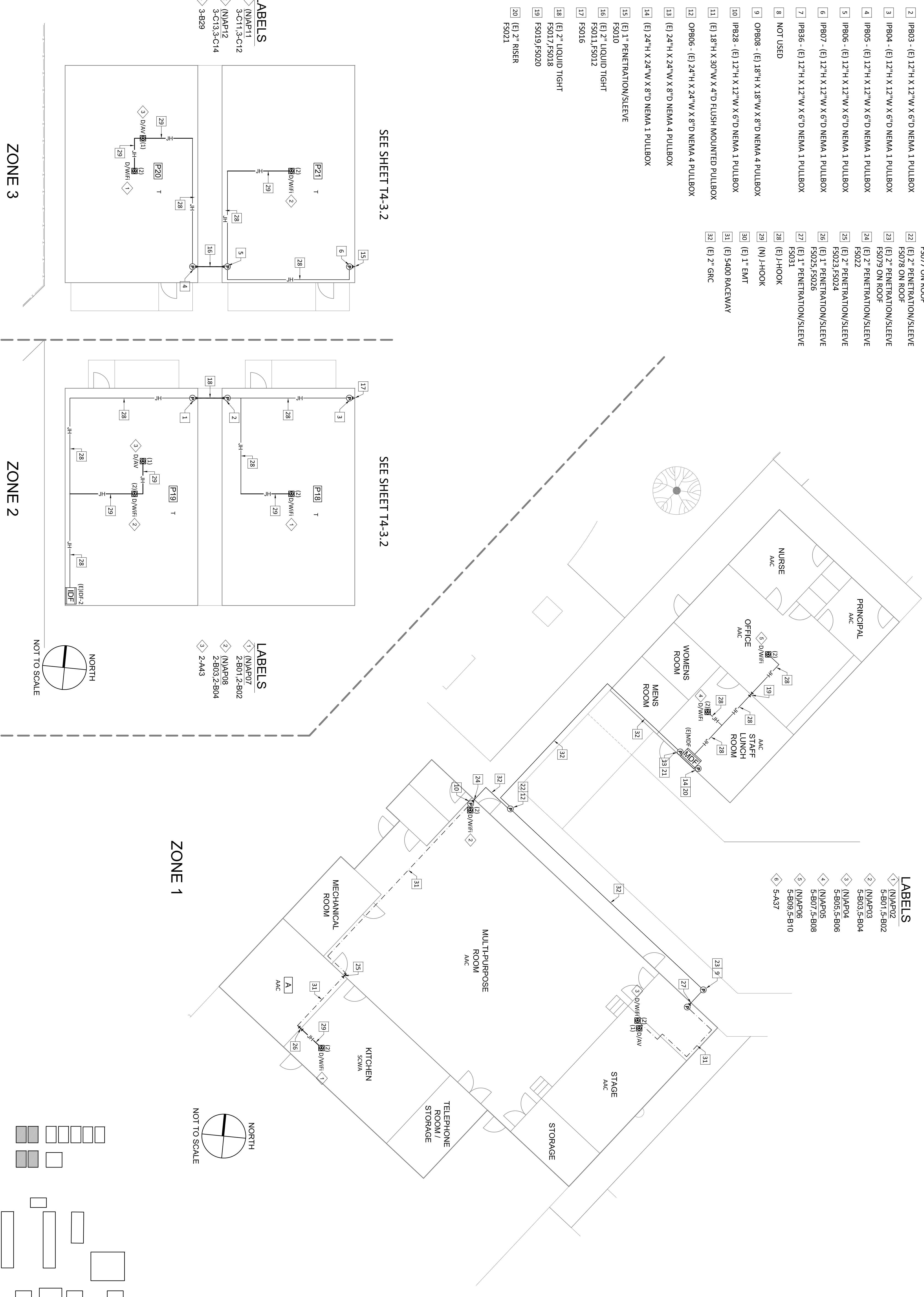
KEYED REFERENCE NOTES:

- 1 IPB02 - (E) 12"H X 12"W X 6"D NEMA 1 PULLBOX
- 2 IPB03 - (E) 12"H X 12"W X 6"D NEMA 1 PULLBOX
- 3 IPB04 - (E) 12"H X 12"W X 6"D NEMA 1 PULLBOX
- 4 IPB05 - (E) 12"H X 12"W X 6"D NEMA 1 PULLBOX
- 5 IPB06 - (E) 12"H X 12"W X 6"D NEMA 1 PULLBOX
- 6 IPB07 - (E) 12"H X 12"W X 6"D NEMA 1 PULLBOX
- 7 IPB36 - (E) 12"H X 12"W X 6"D NEMA 1 PULLBOX
- 8 NOT USED
- 9 OPB08 - (E) 18"H X 18"W X 8"D NEMA 4 PULLBOX
- 10 IPB28 - (E) 12"H X 12"W X 6"D NEMA 1 PULLBOX
- 11 (E) 18"H X 30"W X 4"D FLUSH MOUNTED PULLBOX
- 12 OPB06 - (E) 24"H X 24"W X 8"D NEMA 4 PULLBOX
- 13 (E) 24"H X 24"W X 8"D NEMA 4 PULLBOX
- 14 (E) 24"H X 24"W X 8"D NEMA 1 PULLBOX
- 15 (E) 1" PENETRATION/SLEEVE FS010
- 16 (E) 2" LIQUID TIGHT FS011, FS012
- 17 FS016
- 18 (E) 2" LIQUID TIGHT FS017, FS018
- 19 FS019, FS020
- 20 (E) 2" RISER FS021
- 21 (E) 2" PENETRATION/SLEEVE FS077 ON ROOF
- 22 (E) 2" PENETRATION/SLEEVE FS078 ON ROOF
- 23 (E) 2" PENETRATION/SLEEVE FS079 ON ROOF
- 24 (E) 2" PENETRATION/SLEEVE FS022
- 25 (E) 2" PENETRATION/SLEEVE FS023, FS024
- 26 (E) 1" PENETRATION/SLEEVE FS025, FS026
- 27 (E) 1" PENETRATION/SLEEVE FS031
- 28 (E) J-HOOK
- 29 (N) J-HOOK
- 30 (E) 1" EMT
- 31 (E) 5400 RACEWAY
- 32 (E) 2" GRC

- LABELS**
- 1 (N)AP11 3-C11,3-C12
 - 2 (N)AP12 3-C13,3-C14
 - 3 3-B29

- LABELS**
- 1 (N)AP07 2-B01,2-B02
 - 2 (N)AP08 2-B03,2-B04
 - 3 2-A43

- LABELS**
- 1 (N)AP02 5-B01,5-B02
 - 2 (N)AP03 5-B03,5-B04
 - 3 (N)AP04 5-B05,5-B06
 - 4 (N)AP05 5-B07,5-B08
 - 5 (N)AP06 5-B09,5-B10
 - 6 5-A37



Revision No.	Description	Date

Gary L. Hillier

 COMMUNICATIONS • SECURITY • AUDIO & VISUAL
 NETWORK TRANSPORT SYSTEMS ENGINEER
 401 BIRCH AVE. SUITE 100
 GLEN AVON, CA 92628

VARIOUS SITES
 4850 PEDLEY ROAD
 JURUPA VALLEY, CA 92509

11 ES Wifi UPGRADE
E-RATE YEAR 18

MISSION BELL ELEMENTARY SCHOOL
 4020 CONNING STREET, GLEN AVON, CA
ZONE 1, 2 & 3 AS-BUILT

Approved By: ITS
 Designated: ITS
 Drawn By: LP
 Checked: PM
 Reviewed: JP

Date: 03/02/2016
 ITS Project Number: 1014-283
 Scale: NTS
 Drawing Number: T4-3.1



Information Technology Solutions, LLC
 Phone: (609) 386-6418



Jurupa Unified School District

Revision No.	Description	Date

Gary L. Hillier

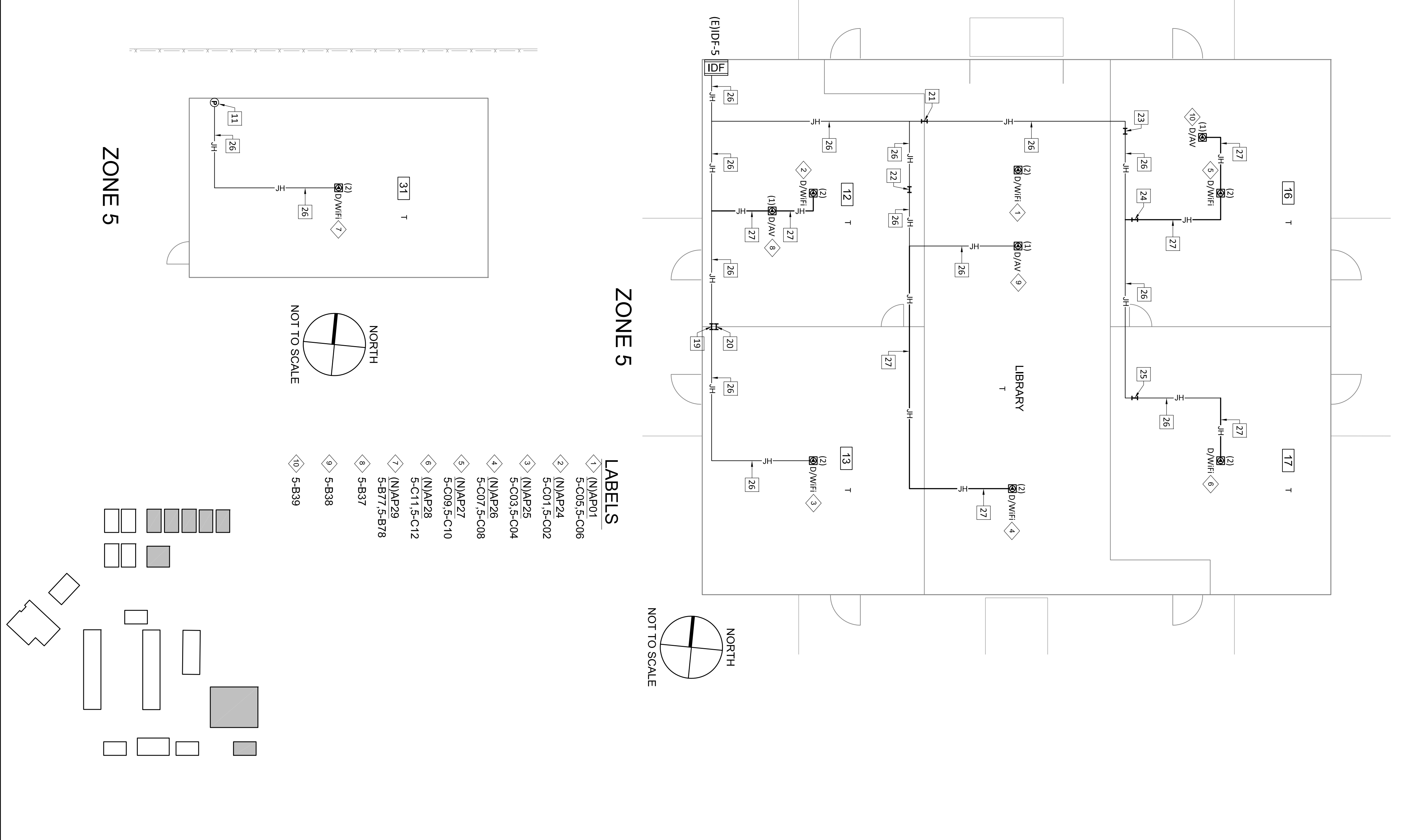


COMMUNICATIONS DISTRIBUTION ENGINEER
 NETWORK TRANSPORT SYSTEMS ENGINEER
 04/18/2016 10:15:11 AM

VARIOUS SITES
 4850 PEDLEY ROAD
 JURUPA VALLEY, CA 92509

11 ES Wifi UPGRADE
 E-RATE YEAR 18
 MISSION BELL ELEMENTARY SCHOOL
 4020 CONNING STREET, GLEN AVON, CA
 ZONE 2, 3 & 5 AS-BUILT

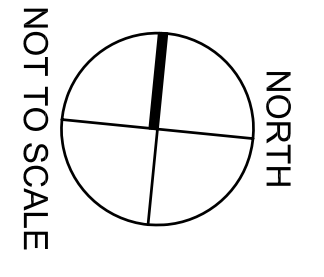
Approved By:	ITS
Designert:	ITS
Drawn By:	LP
Checked:	PM
Reviewed:	JP
Date:	03/02/2016
ITS Project Number:	1014-283
Scale:	NTS
Drawing Number:	T4-3.2



ZONE 5

LABELS

- 1 (N/AP)P01
- 2 5-C05,5-C06
- 3 (N/AP)P24
- 4 5-C01,5-C02
- 5 (N/AP)P25
- 6 5-C03,5-C04
- 7 (N/AP)P26
- 8 5-C07,5-C08
- 9 (N/AP)P27
- 10 5-C09,5-C10
- 11 (N/AP)P28
- 12 5-C11,5-C12
- 13 (N/AP)P29
- 14 5-B77,5-B78
- 15 5-B37
- 16 5-B38
- 17 5-B39

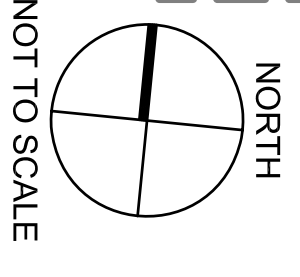


NOT TO SCALE

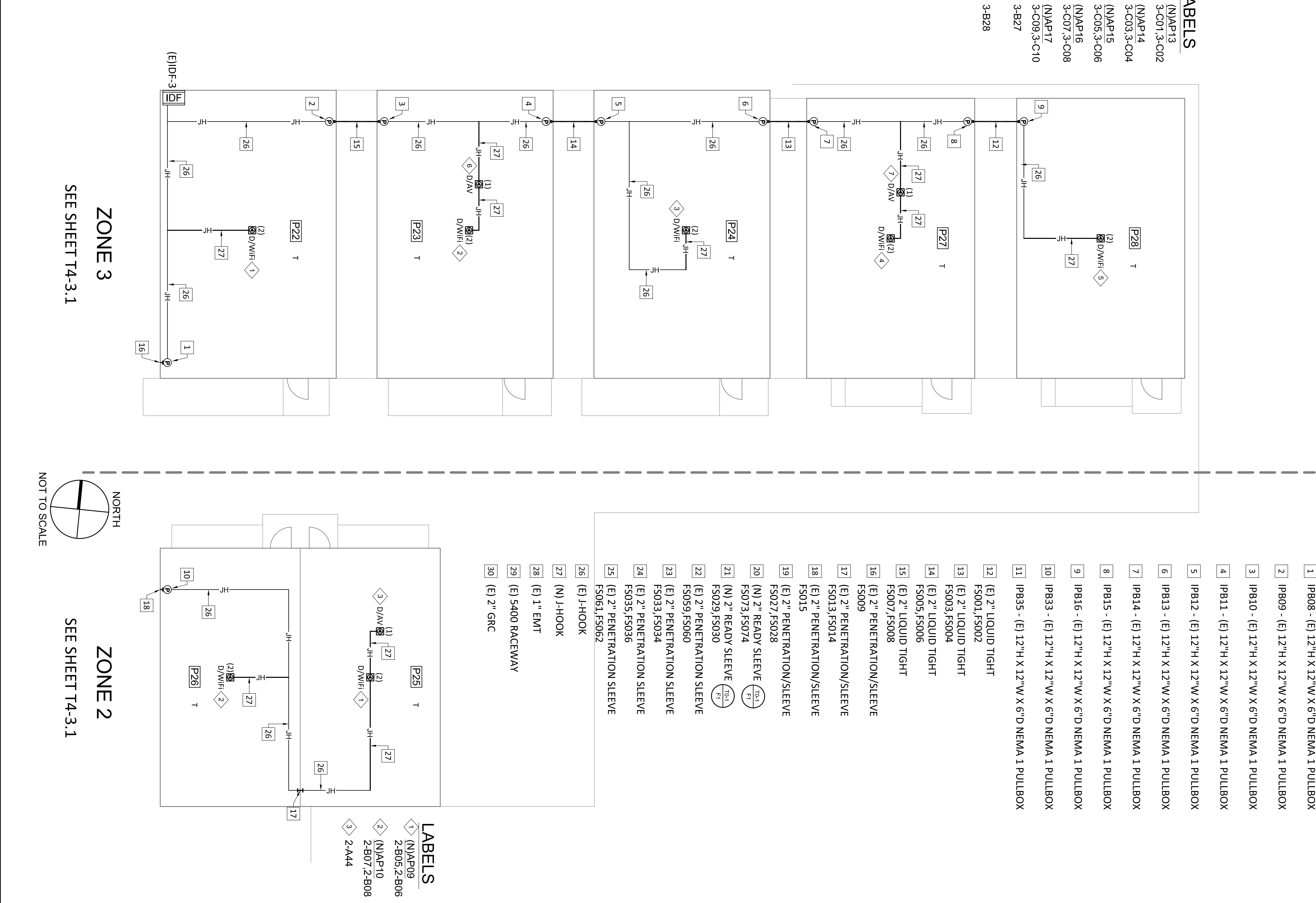
ZONE 2

LABELS

- 1 (N/AP)P09
- 2 2-B05,2-B06
- 3 (N/AP)P10
- 4 2-B07,2-B08
- 5 2-A44



NOT TO SCALE



ZONE 3

SEE SHEET T4-3.1

LABELS

- 1 (N/AP)P13
- 2 3-C01,3-C02
- 3 (N/AP)P14
- 4 3-C03,3-C04
- 5 (N/AP)P15
- 6 3-C05,3-C06
- 7 (N/AP)P16
- 8 3-C07,3-C08
- 9 (N/AP)P17
- 10 3-C09,3-C10
- 11 3-B27
- 12 3-B28

KEYED REFERENCE NOTES:

- 1 IPB08 - (E) 12"H X 12"W X 6"D NEMA 1 PULLBOX
- 2 IPB09 - (E) 12"H X 12"W X 6"D NEMA 1 PULLBOX
- 3 IPB10 - (E) 12"H X 12"W X 6"D NEMA 1 PULLBOX
- 4 IPB11 - (E) 12"H X 12"W X 6"D NEMA 1 PULLBOX
- 5 IPB12 - (E) 12"H X 12"W X 6"D NEMA 1 PULLBOX
- 6 IPB13 - (E) 12"H X 12"W X 6"D NEMA 1 PULLBOX
- 7 IPB14 - (E) 12"H X 12"W X 6"D NEMA 1 PULLBOX
- 8 IPB15 - (E) 12"H X 12"W X 6"D NEMA 1 PULLBOX
- 9 IPB16 - (E) 12"H X 12"W X 6"D NEMA 1 PULLBOX
- 10 IPB33 - (E) 12"H X 12"W X 6"D NEMA 1 PULLBOX
- 11 IPB35 - (E) 12"H X 12"W X 6"D NEMA 1 PULLBOX
- 12 (E) 2" LIQUID TIGHT
- 13 FS001,FS002
- 14 (E) 2" LIQUID TIGHT
- 15 FS003,FS004
- 16 (E) 2" LIQUID TIGHT
- 17 FS005,FS006
- 18 (E) 2" LIQUID TIGHT
- 19 FS007,FS008
- 20 (E) 2" PENETRATION/SLEEVE
- 21 FS009
- 22 (E) 2" PENETRATION/SLEEVE
- 23 FS013,FS014
- 24 (E) 2" PENETRATION/SLEEVE
- 25 FS015
- 26 (E) 2" PENETRATION/SLEEVE
- 27 FS027,FS028
- 28 (E) 2" PENETRATION/SLEEVE
- 29 FS073,FS074
- 30 (N) 2" READY SLEEVE
- 31 FS029,FS030
- 32 (N) 2" PENETRATION SLEEVE
- 33 FS059,FS060
- 34 (E) 2" PENETRATION SLEEVE
- 35 FS033,FS034
- 36 (E) 2" PENETRATION SLEEVE
- 37 FS035,FS036
- 38 (E) 2" PENETRATION SLEEVE
- 39 FS061,FS062
- 40 (E) 1-HOOK
- 41 (N) 1-HOOK
- 42 (E) 1" EMT
- 43 (E) 5400 RACEWAY
- 44 (E) 2" GRC



Information Technology Solutions, LLC
 Phone: (909) 386-9418



Jurupa Unified School District

Revision No.	Description	Date

Gary L. Hillier

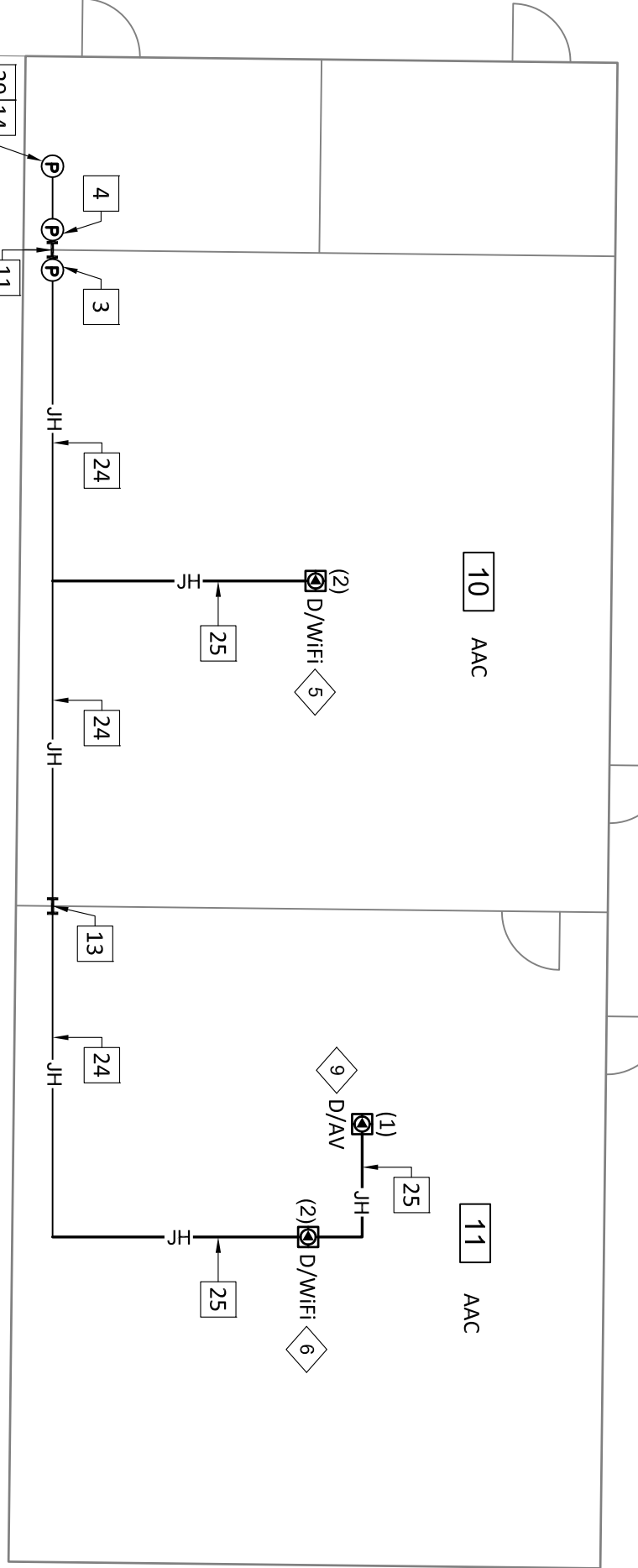


VARIOUS SITES
 4850 PEDLEY ROAD
 JURUPA VALLEY, CA 92509

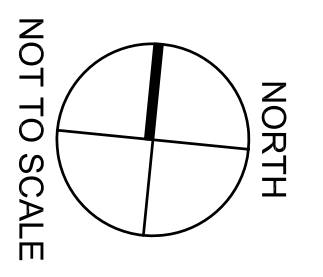
11 ES Wifi UPGRADE
 E-RATE YEAR 18

MISSION BELL ELEMENTARY SCHOOL
 4020 CONNING STREET, GLEN AVON, CA
 ZONE 4, 6, 7 & 8 AS-BUILT

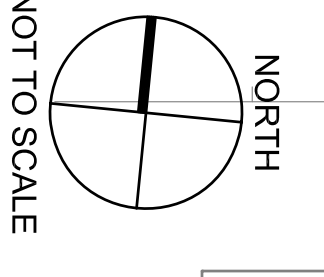
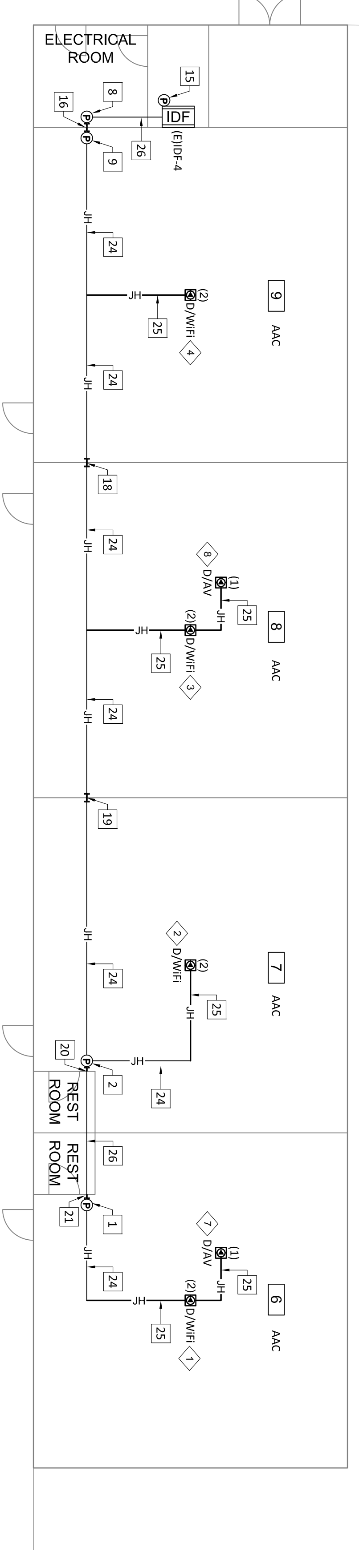
Approved By:	ITS
Designed:	ITS
Drawn By:	LP
Checked:	PM
Reviewed:	JP
Date:	03/02/2016
ITS Project Number:	1014-283
Scale:	NTS
Drawing Number:	T4-3.3



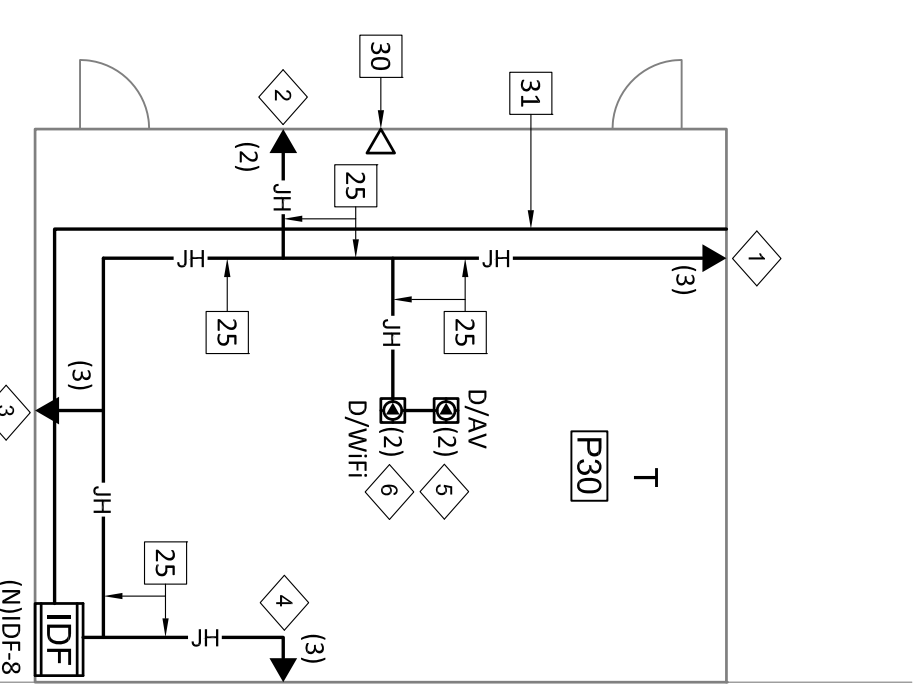
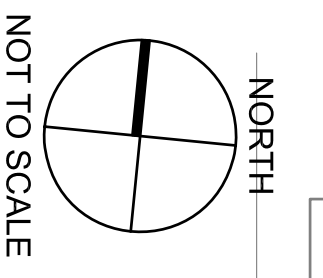
- LABELS**
- 1 (N)AP18 4-C01-4-C02
 - 2 (N)AP19 4-C03-4-C04
 - 3 (N)AP20 4-C05-4-C06
 - 4 (N)AP21 4-C07-4-C08
 - 5 (N)AP22 4-C09-4-C10
 - 6 (N)AP23 4-C11-4-C12
 - 7 4-B18
 - 8 4-B19
 - 9 4-B20



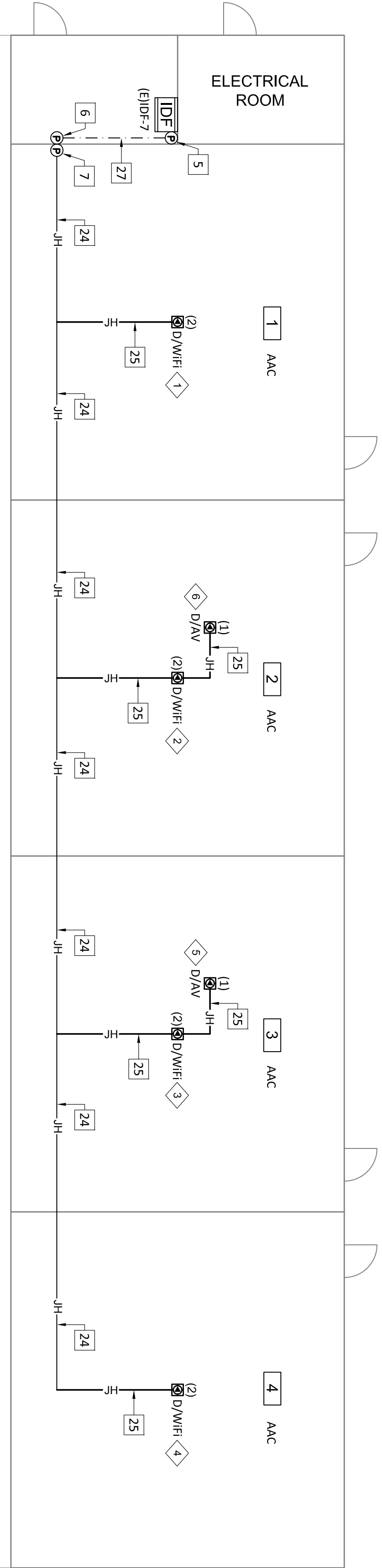
- KEYED REFERENCE NOTES:**
- 1 IPB17 - (E) 12"H X 12"W X 6"D NEMA 1 PULLBOX
 - 2 IPB18 - (E) 12"H X 12"W X 6"D NEMA 1 PULLBOX
 - 3 IPB19 - (E) 12"H X 12"W X 6"D NEMA 1 PULLBOX
 - 4 IPB20 - (E) 12"H X 12"W X 6"D NEMA 1 PULLBOX
 - 5 IPB21 - (E) 18"H X 18"W X 6"D NEMA 1 PULLBOX
 - 6 IPB22 - (E) 12"H X 12"W X 6"D NEMA 1 PULLBOX
 - 7 IPB23 - (E) 12"H X 12"W X 6"D NEMA 1 PULLBOX
 - 8 IPB24 - (E) 12"H X 12"W X 6"D NEMA 1 PULLBOX
 - 9 IPB25 - (E) 12"H X 12"W X 6"D NEMA 1 PULLBOX
 - 10 IPB27 - (E) 12"H X 12"W X 6"D NEMA 1 PULLBOX
 - 11 (E) 2" PENETRATION/SLEEVE FS037,FS041,FS038
 - 12 NOT USED
 - 13 (E) 2" PENETRATION/SLEEVE FS039,FS040
 - 14 (E) 2" PENETRATION/SLEEVE FS081 ABOVE ROOF
 - 15 (E) 2" PENETRATION/SLEEVE FS042,FS084
 - 16 (E) 2" PENETRATION/SLEEVE FS043,FS044,FS070,FS071,
 - 17 NOT USED
 - 18 (E) 2" PENETRATION/SLEEVE FS045,FS046
 - 19 (E) 2" PENETRATION/SLEEVE FS047,FS048
 - 20 (E) 2" PENETRATION/SLEEVE FS049
 - 21 (E) 2" PENETRATION/SLEEVE FS050
 - 22 (E) 2" PENETRATION/SLEEVE FS063
 - 23 (E) 2" PENETRATION/SLEEVE FS064
 - 24 (E) J-HOOK
 - 25 (N) J-HOOK
 - 26 (E) 2" EMT
 - 27 (E) 5/400 RACEWAY
 - 28 (E) 2" GRC
 - 29 (E) 24"H X 24"W X 8"D NEMA 4 PULLBOX
 - 30 (E) PHONE (D2,D3 - BELOW)
 - 31 (N) 1" INNERDUCT, (N)1BR(125M/12MM)



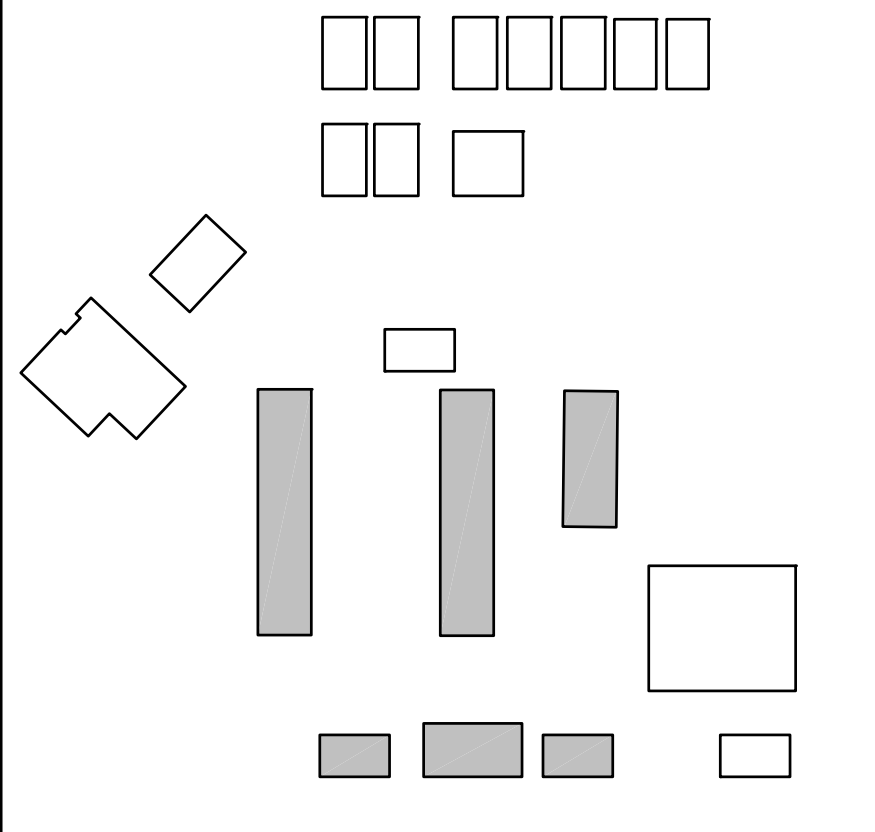
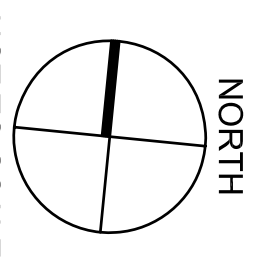
- LABELS**
- 1 8-A01 8-A02
 - 2 8-A03
 - 3 8-A04 8-A05
 - 4 8-A06
 - 5 8-A07 8-A08
 - 6 8-A09
 - 7 8-A10 8-A11
 - 8 (N)AP37 8-B01 8-B02



- LABELS**
- 1 (N)AP30 6-A22 6-A23
 - 2 (N)AP31 6-B03 6-B04
 - 3 (N)AP32 6-B01 6-B02



ZONE 7



ZONE 8



Revision No.	Description	Date


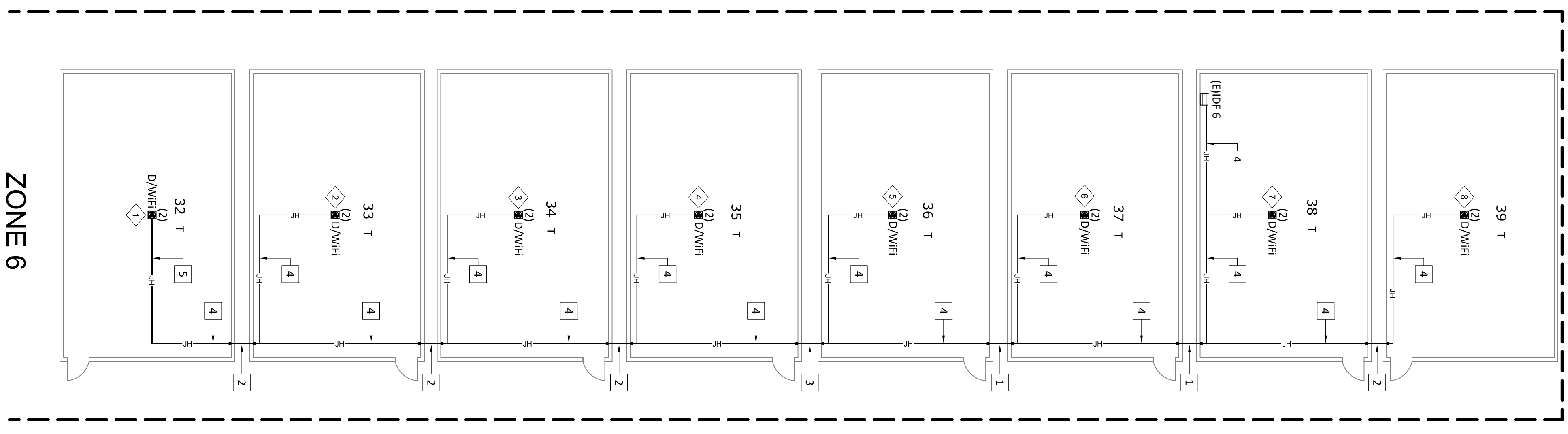
*THESE DRAWINGS WERE PREPARED AND DRAWN BY VECTOR USA

KEYED REFERENCE NOTES:

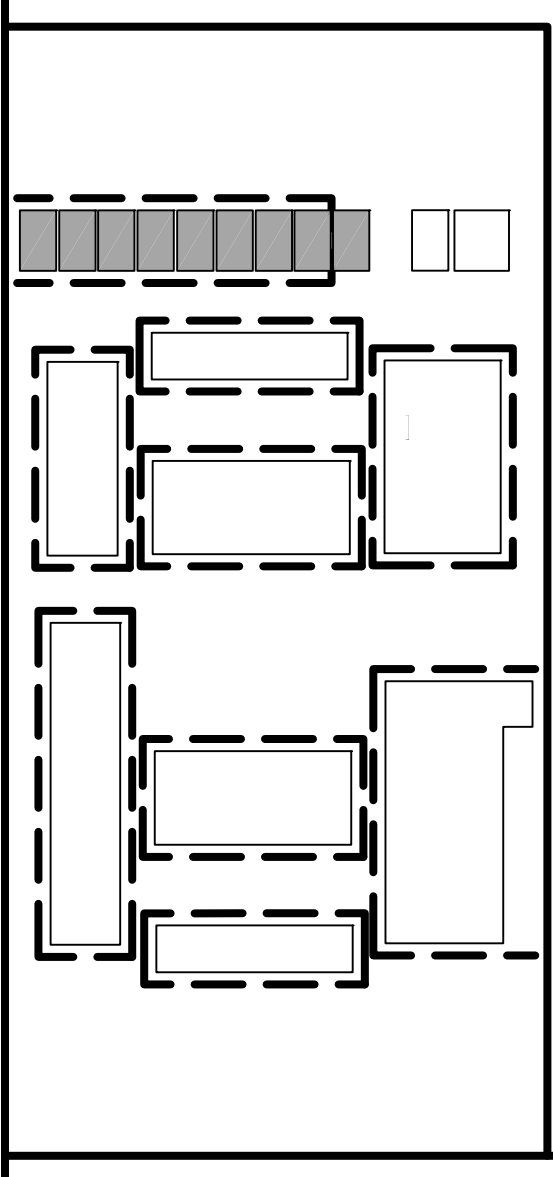
- 1 (E/1) 2" LIQUID TIGHT
- 2 (E/2) 2" LIQUID TIGHT
- 3 (E/3) 2" LIQUID TIGHT
- 4 (E) J-HOOK PATHWAY
- 5 (N) J-HOOK PATHWAY

LABELS

- 1 (N)AP30
6-C01-B-C02
- 2 (N)AP31
6-C03-B-C04
- 3 (N)AP32
6-C05-B-C06
- 4 (N)AP33
6-C07-B-C08
- 5 (N)AP34
6-C09-B-C10
- 6 (N)AP35
6-C11-B-C12
- 7 (N)AP36
6-C13-B-C14
- 8 (N)AP37
6-C15-B-C16



KEY PLAN



VARIOUS SITES
 4850 PEDLEY ROAD
 JURUPA VALLEY, CA 92509

3MS, 2HS & RIVERCREST WiFi
 UPGRADE E-RATE YEAR 18

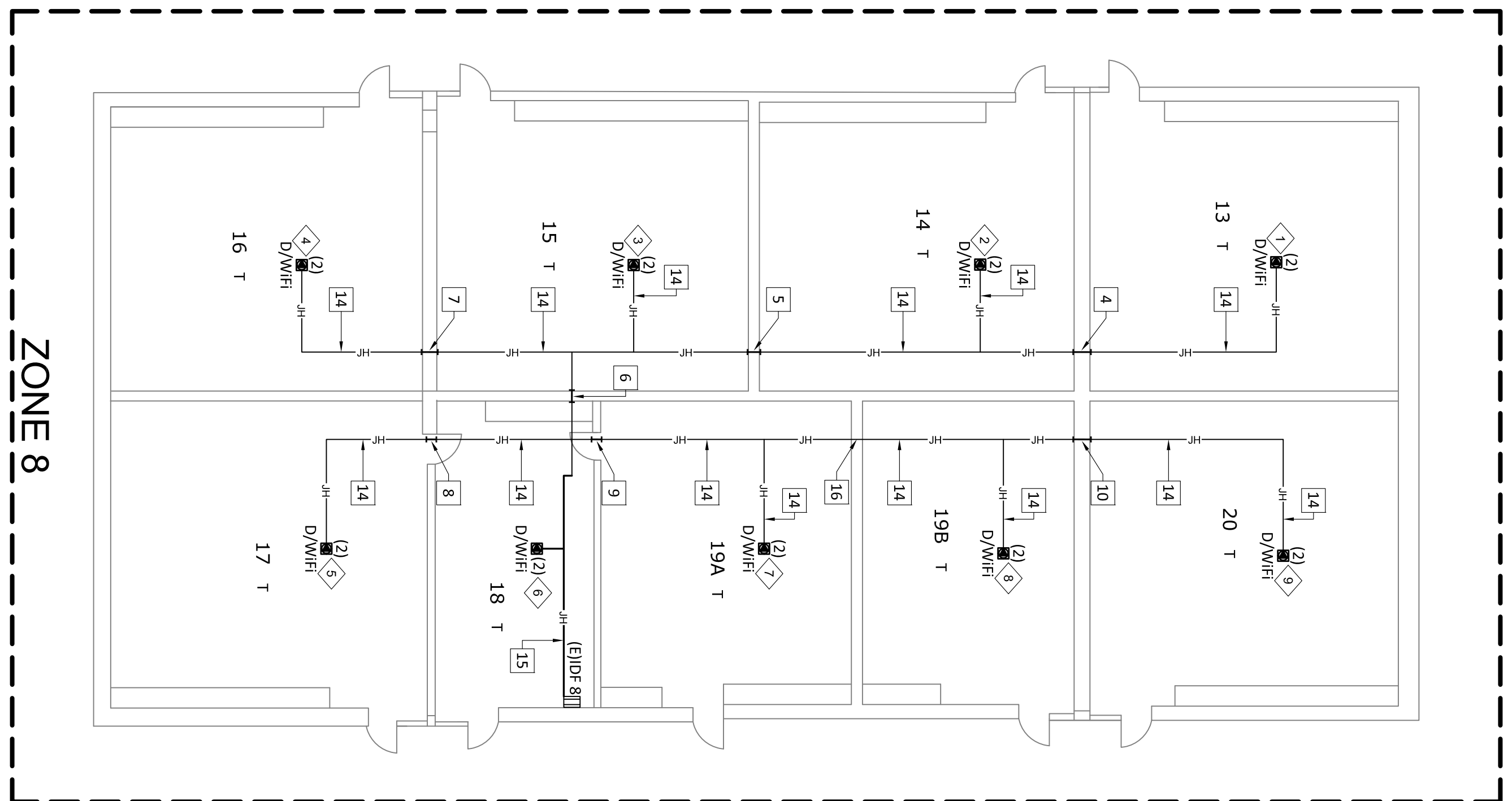
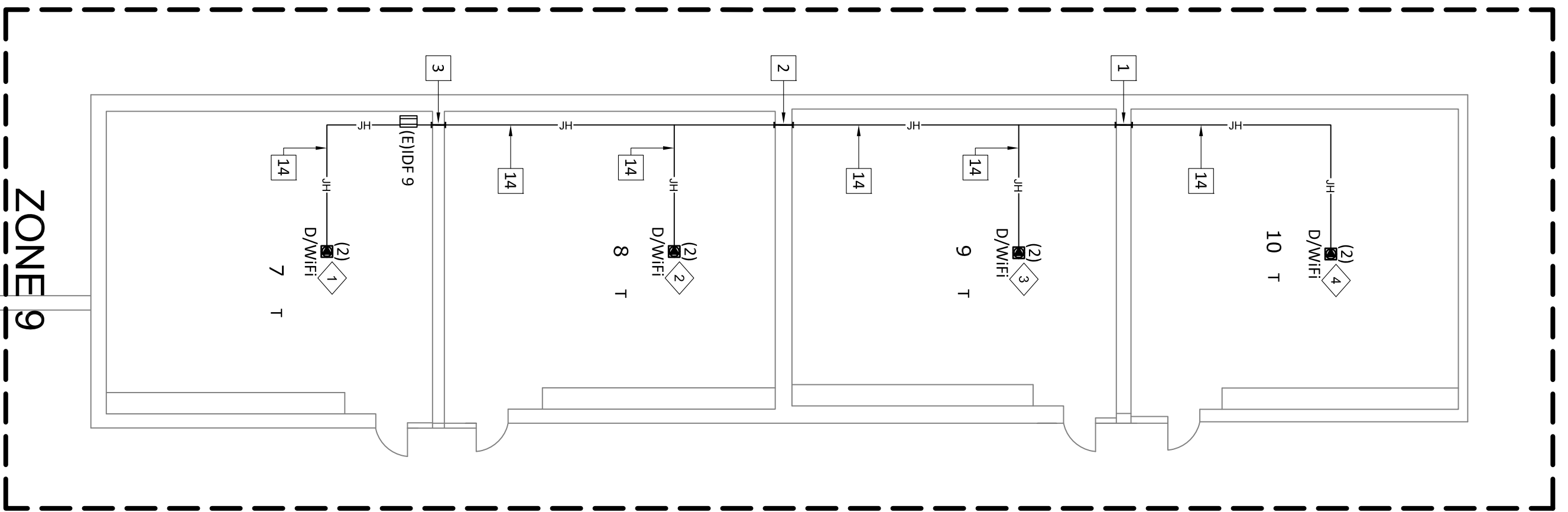
MISSION MIDDLE SCHOOL
 5961 MUSTANG LN., RIVERSIDE, CA 92509
 ZONE 6 AS-BUILT

Gary L. Hiller

 COMMUNICATIONS INFRASTRUCTURE ENGINEER
 NETWORK SYSTEMS ENGINEER
 NETWORK PLANNING ENGINEER

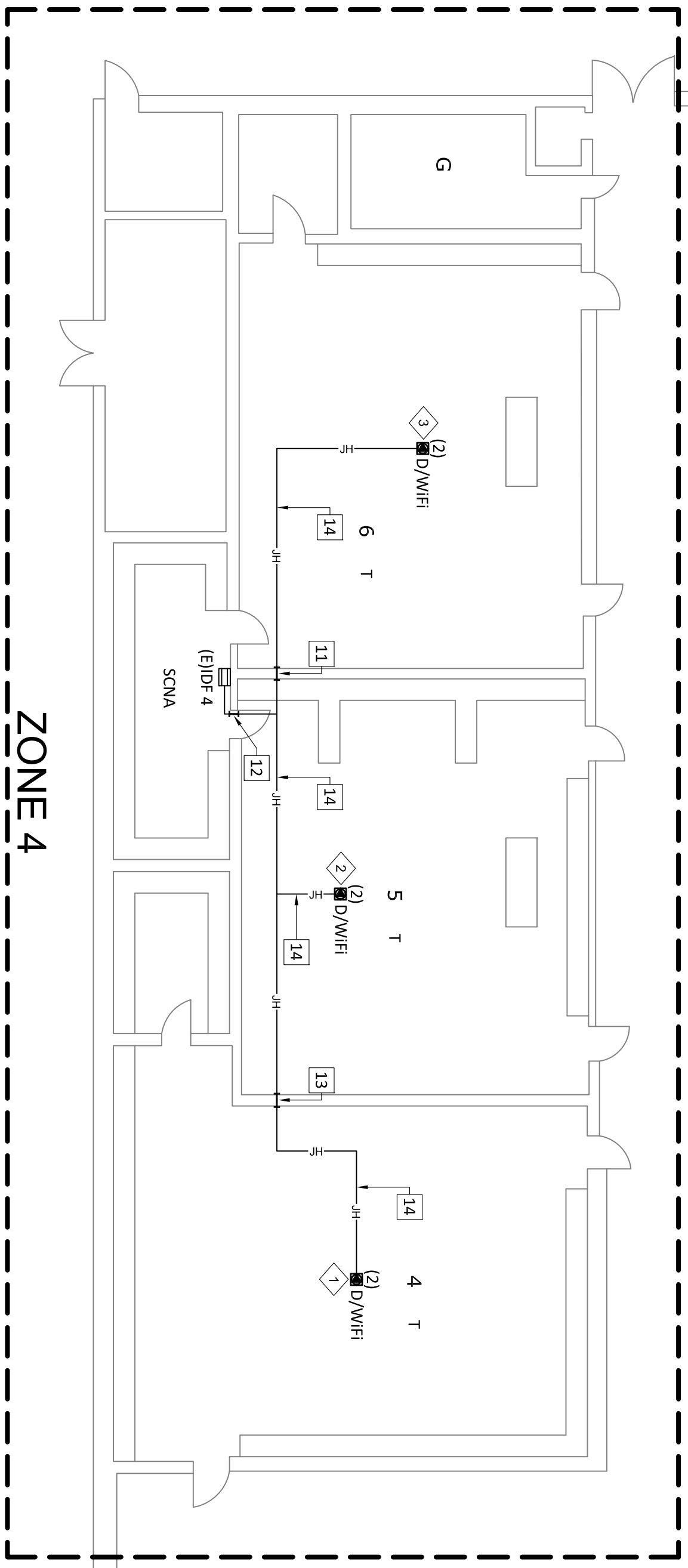
Approved By:	GLH
Designed:	TTS
Drawn By:	RJB
Checked:	GLH
Reviewed:	MER
Date:	11/28/2014
TTS Project Number:	1014-282
Scale:	3/32"=1'
Drawing Number:	T3-3.1

- LABELS**
- 1 (N)AP55
9-C01-9-C02
 - 2 (N)AP56
9-C03-9-C04
 - 3 (N)AP57
9-C05-9-C06
 - 4 (N)AP58
9-C07-9-C08



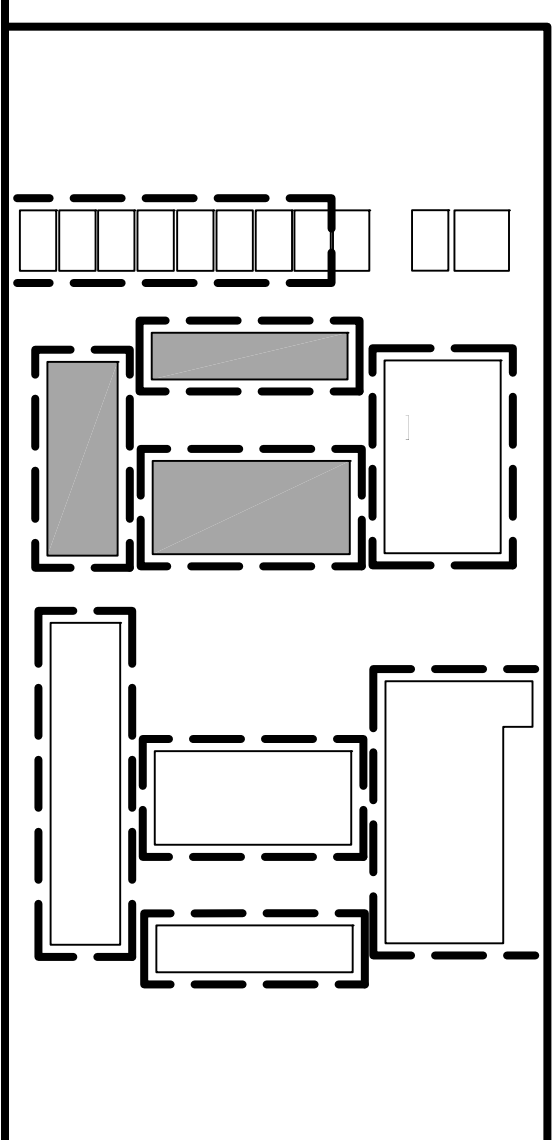
- LABELS**
- 1 (N)AP46
8-C01-8-C02
 - 2 (N)AP47
8-C03-8-C04
 - 3 (N)AP48
8-C05-8-C06
 - 4 (N)AP49
8-C07-8-C08
 - 5 (N)AP50
8-C09-8-C10
 - 6 (N)AP51
8-C11-8-C12
 - 7 (N)AP52
8-C13-8-C14
 - 8 (N)AP53
8-C15-8-C16
 - 9 (N)AP54
8-C17-8-C18

- LABELS**
- 1 (N)AP23
4-B01-4-B02
 - 2 (N)AP24
4-B03-4-B04
 - 3 (N)AP25
4-B05-4-B06



- KEYED REFERENCE NOTES:**
- 1 (E) 2" PENETRATION FS023,FS024
 - 2 (E) 2" PENETRATION FS025,FS026
 - 3 (N) 2" READY SLEEVE FS027,FS028
 - 4 (E) 2" PENETRATION FS029,FS030
 - 5 (E) 2" PENETRATION FS031,FS032
 - 6 (E) 2" PENETRATION FS033,FS034,FS039,FS040
 - 7 (E) 2" PENETRATION FS035,FS036
 - 8 (E) 2" PENETRATION FS037,FS038
 - 9 (E) 2" PENETRATION FS041,FS042
 - 10 (E) 2" PENETRATION FS043,FS044
 - 11 (E) 2" PENETRATION FS015,FS016
 - 12 (E) 2" PENETRATION FS017,FS018
 - 13 (E) 2" PENETRATION FS019,FS020
 - 14 (E) J-HOOK PATHWAY
 - 15 (N) J-HOOK PATHWAY
 - 16 (E) 2" PENETRATION

*THESE DRAWINGS WERE PREPARED AND DRAWN BY VECTOR USA



KEY PLAN

VARIOUS SITES
4850 PEDLEY ROAD
JURUPA VALLEY, CA 92509

**3MS, 2HS & RIVERCREST WiFi
UPGRADE E-RATE YEAR 18**

MISSION MIDDLE SCHOOL
5961 MUSTANG LN., RIVERSIDE, CA 92509
ZONE 4, 8 & 9 AS-BUILT

Gary L. Hiller
COMMUNICATIONS RESTRICTION ENGINEER
NETWORKS & SYSTEMS ENGINEER
TELEPHONE ENGINEER
COMMUNICATIONS ENGINEER

Revision No.	Description	Date

Approved By:	GLH
Designed:	ITS
Drawn By:	RJB
Checked:	GLH
Reviewed:	MER
Date:	11/28/2014
ITS Project Number:	1014-282
Scale:	3/32"=1'
Drawing Number:	T3-3.2

International Technology Solutions, LLC
Phone: (760) 368-4418

Jurupa Unified School District

DRAWING NOT MAINTAINED BY
INTERNATIONAL TECHNOLOGY SOLUTIONS, LLC
PHONE: (760) 368-4418

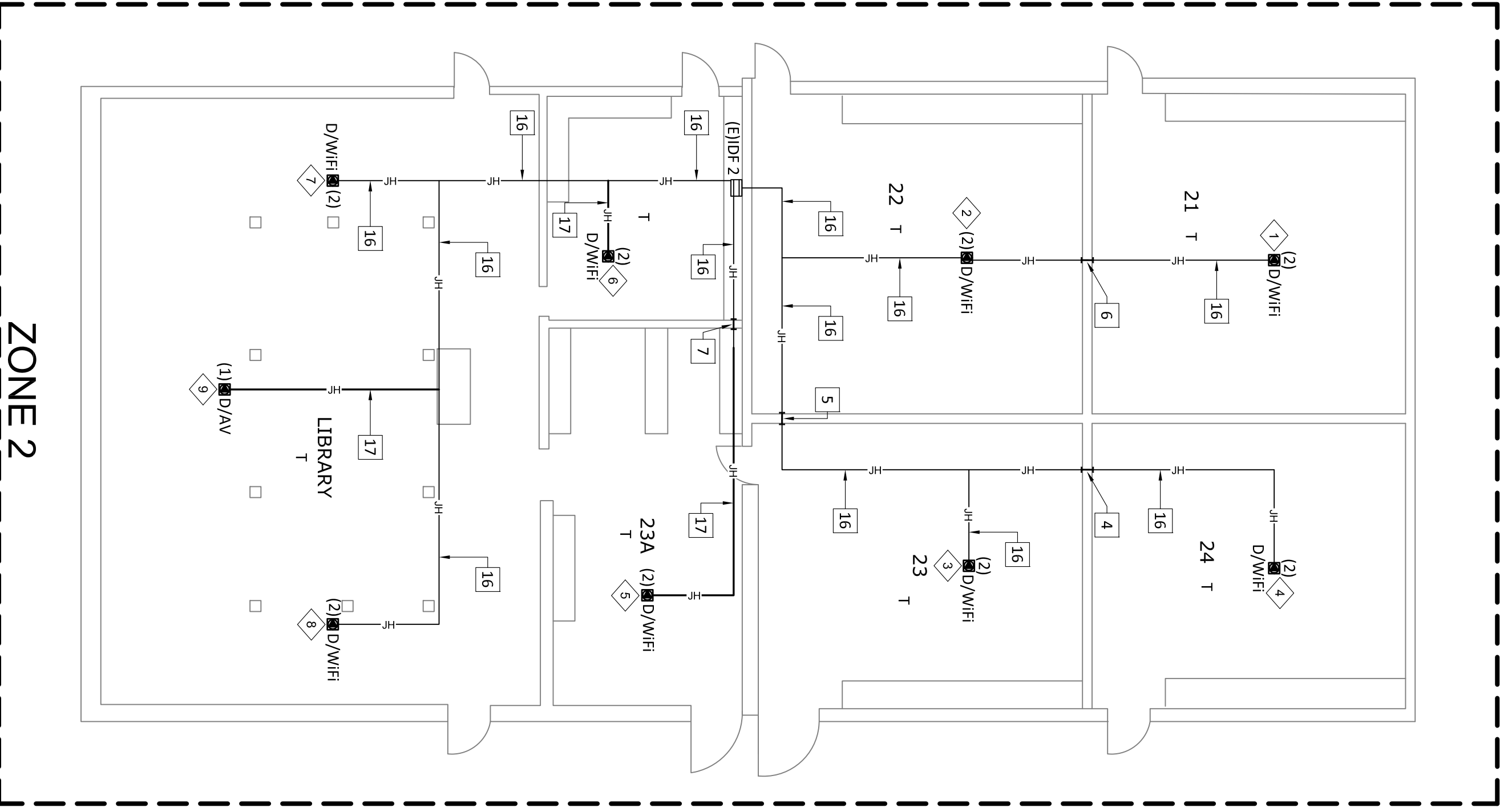


Telephone: 760.369.9418
 Fax: 760.369.9418

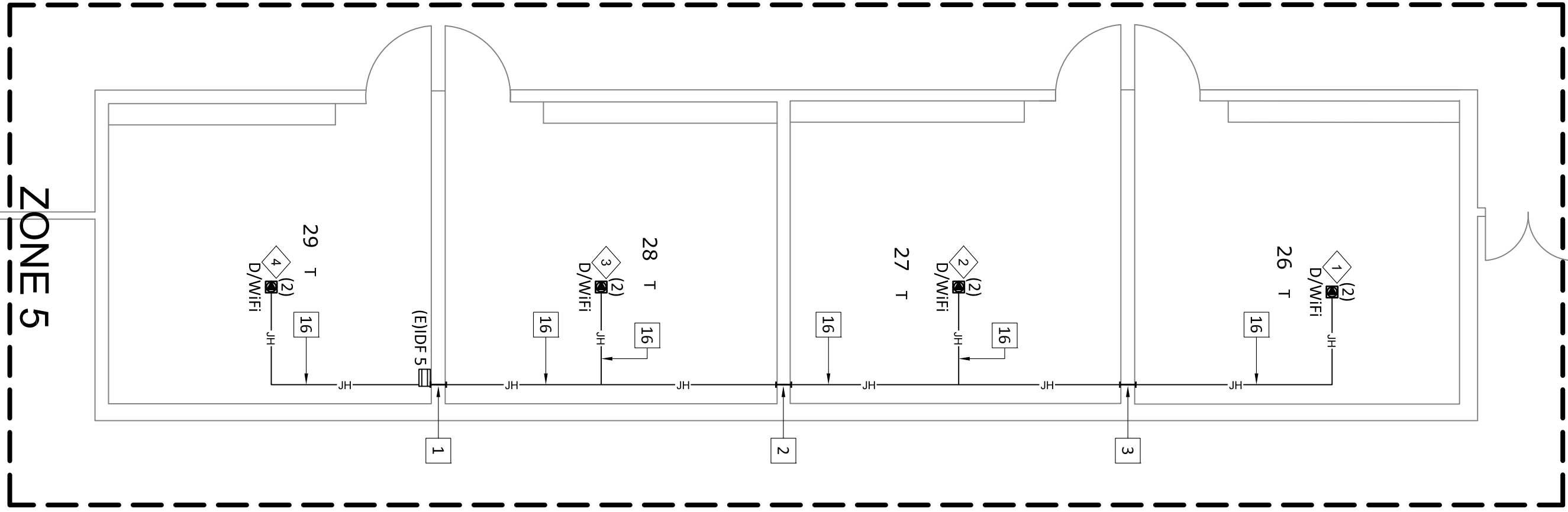
KEYED REFERENCE NOTES:

- 1 (E) 2" PENETRATION
FS091,FS092
- 2 (E) 2" PENETRATION
FS093,FS094
- 3 (E) 2" PENETRATION
FS095,FS096
- 4 (E) 2" PENETRATION
FS087,FS088
- 5 (E) 2" PENETRATION
FS089,FS090
- 6 (E) 2" PENETRATION
- 7 (E) 1" PENETRATION
- 8 (E) 2" PENETRATION
FS045,FS046
- 9 (E) 2" PENETRATION
FS047,FS048
- 10 (E) 2" PENETRATION
FS049,FS050
- 11 (E) 2" PENETRATION
FS051,FS052
- 12 (E) 3" PENETRATION
FS053,FS054
- 13 (E) 2" PENETRATION
FS055,FS056
- 14 (E) 2" PENETRATION
FS057,FS058
- 15 (N) 2" READY SLEEVE
FS059,FS060
- 16 (E) J-HOOK PATHWAY
- 17 (N) J-HOOK PATHWAY


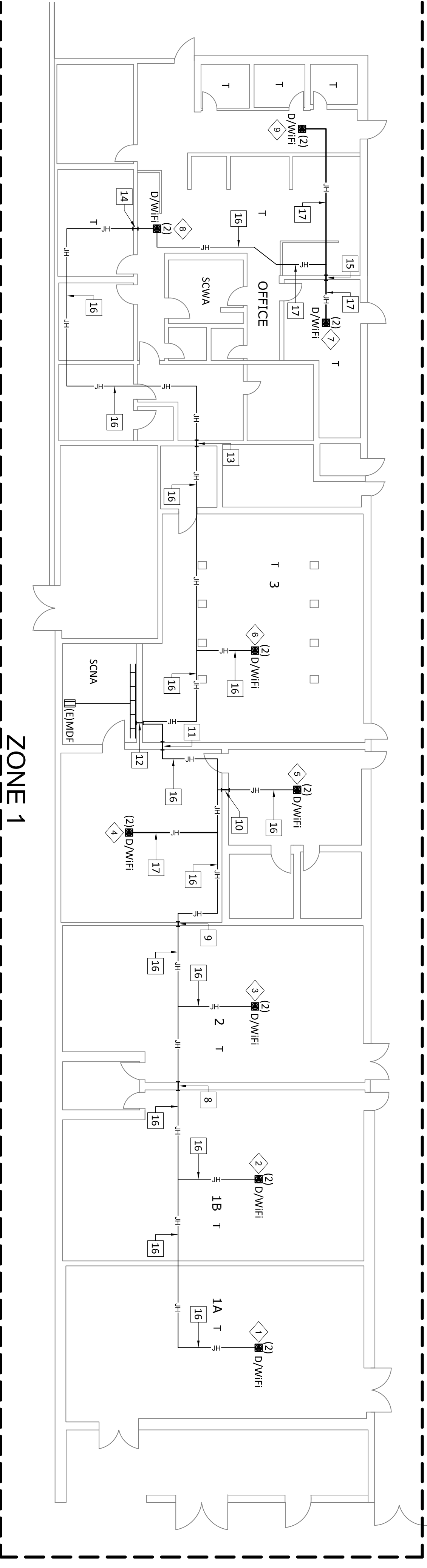
- LABELS**
- 1 (N)AP10
2-C01,2-C02
 - 2 (N)AP11
2-C03,2-C04
 - 3 (N)AP12
2-C05,2-C06
 - 4 (N)AP13
2-C07,2-C08
 - 5 (N)AP14
2-C09,2-C10
 - 6 (N)AP15
2-C11,2-C12
 - 7 (N)AP16
2-C13,2-C14
 - 8 (N)AP17
2-C15,2-C16
 - 9 2-B40



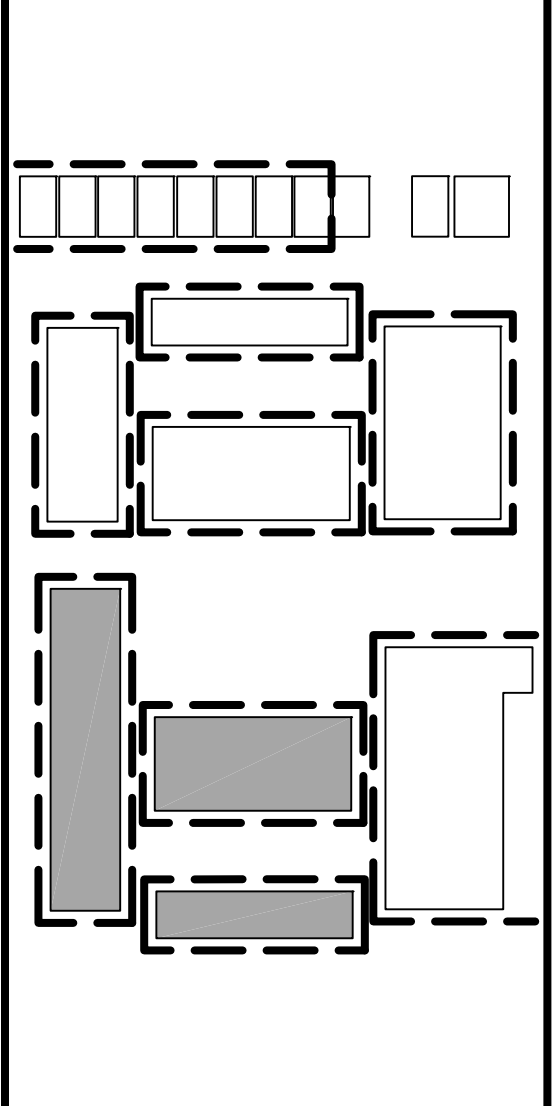
- LABELS**
- 1 (N)AP26
5-B01,5-B02
 - 2 (N)AP27
5-B03,5-B04
 - 3 (N)AP28
5-B05,5-B06
 - 4 (N)AP29
5-B07,5-B08



- LABELS**
- 1 (N)AP01
1-E01,1-E02
 - 2 (N)AP02
1-E03,1-E04
 - 3 (N)AP03
1-E05,1-E06
 - 4 (N)AP04
1-E07,1-E08
 - 5 (N)AP05
1-E09,1-E10
 - 6 (N)AP06
1-E11,1-E12
 - 7 (N)AP07
1-E13,1-E14
 - 8 (N)AP08
1-E15,1-E16
 - 9 (N)AP09
1-E17,1-E18



KEY PLAN



*THESE DRAWINGS WERE PREPARED AND DRAWN BY VECTOR USA

Revision No.	Description	Date

Gary L. Hiller
 COMMUNICATIONS INFRASTRUCTURE ENGINEER
 NETWORKS AND SYSTEMS ENGINEER
 TTS
 No. 22208
 Expires: 06/30/2018
 TTS
 COMMUNICATIONS SECURITY & AVIATION

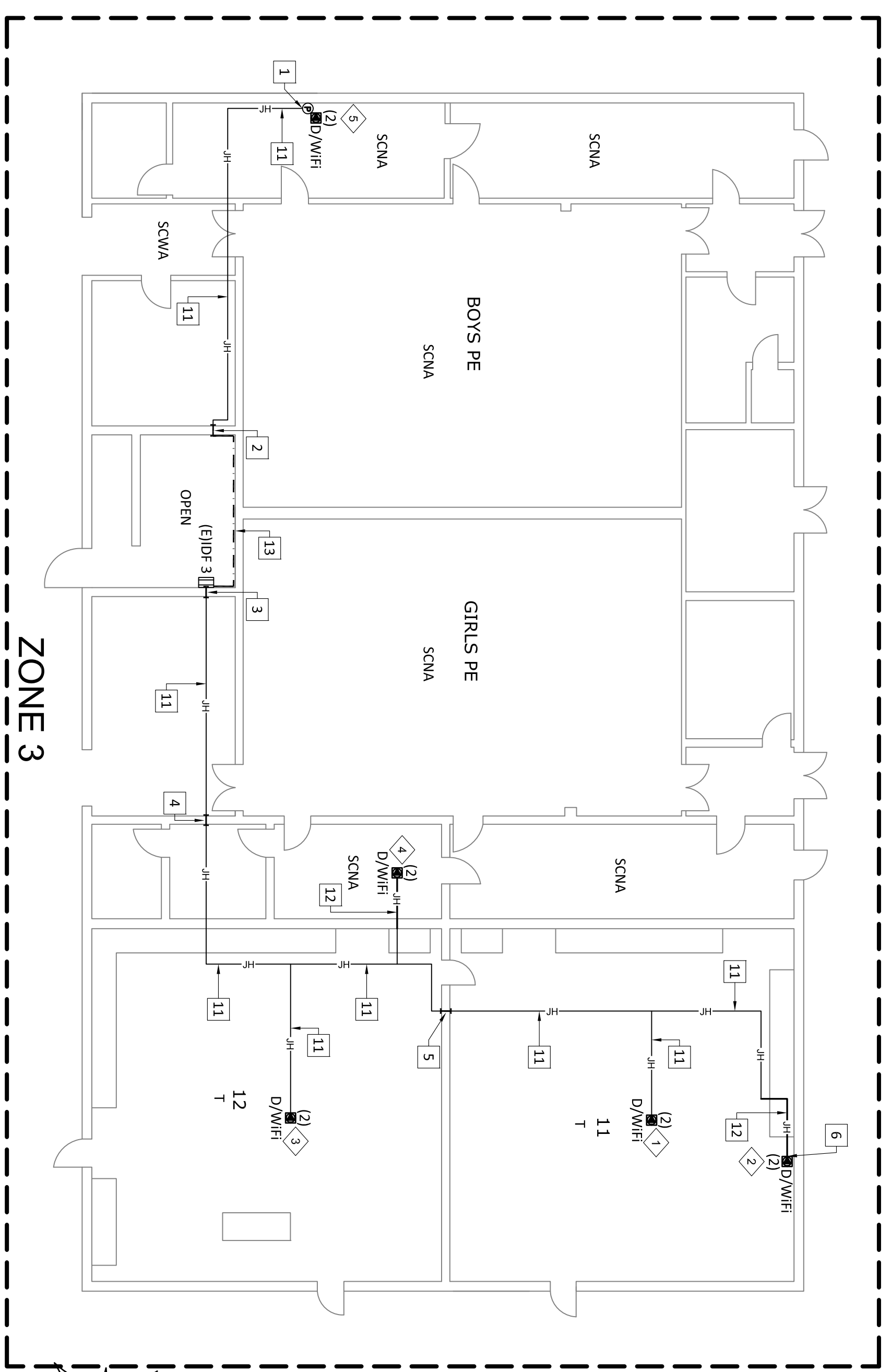
VARIOUS SITES
 4850 PEDLEY ROAD
 JURUPA VALLEY, CA 92509

3MS, 2HS & RIVERCREST WiFi
UPGRADE E-RATE YEAR 18

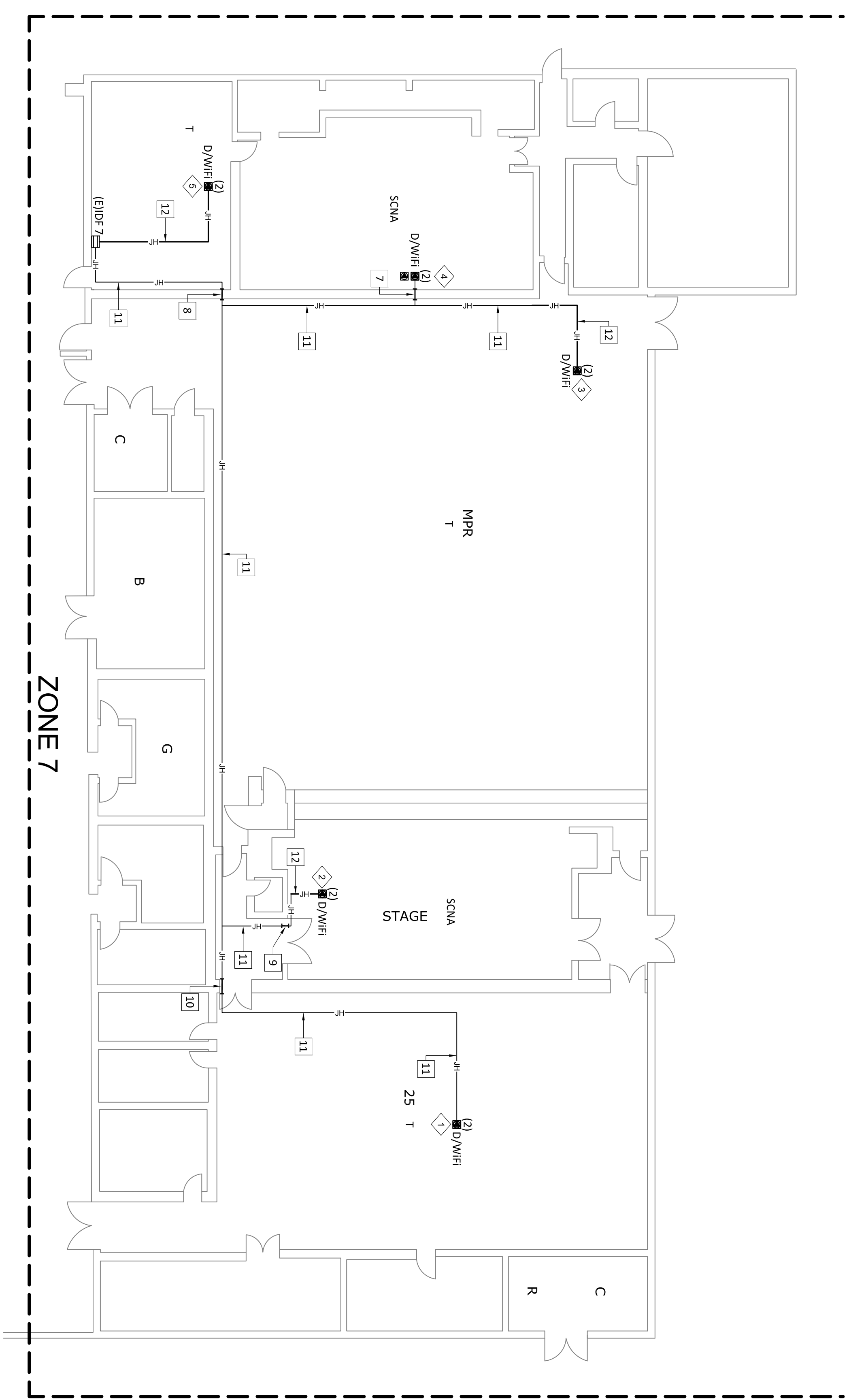
MISSION MIDDLE SCHOOL
 5961 MUSTANG LN., RIVERSIDE, CA 92509
 ZONE 1, 2 & 5 AS-BUILT

Approved By: GLH
 Designed: TTS
 Drawn By: RJB
 Checked: GLH
 Reviewed: MER
 Date: 11/28/2014
 TTS Project Number: 1014-282
 Scale: 3/32"=1'
 Drawing Number: T3-3.3

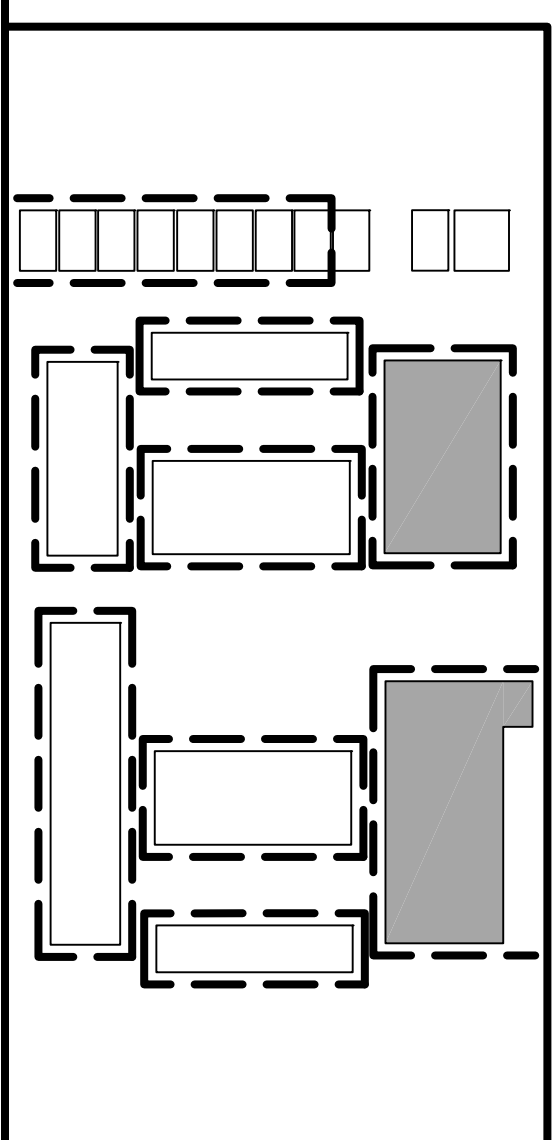
- LABELS**
- 1 (N)AP18
 - 2 (N)AP19
 - 3 (N)AP20
 - 4 (N)AP21
 - 5 (N)AP22






- LABELS**
- 1 (N)AP41
 - 2 (N)AP42
 - 3 (N)AP43
 - 4 (N)AP44
 - 5 (N)AP45



- KEYED REFERENCE NOTES:**
- 1 (E) 2" PENETRATION FS001, FS002
 - 2 (E) 2" PENETRATION FS003, FS004
 - 3 (E) 2" PENETRATION FS005, FS006
 - 4 (E) 2" PENETRATION FS007, FS008
 - 5 (E) 2" PENETRATION FS011, FS012
 - 6 (E) 2" PENETRATION FS014, FS013
 - 7 (E) 1" PENETRATION FS061, FS062
 - 8 (E) 2" PENETRATION FS063, FS064
 - 9 (E) 1" PENETRATION FS065, FS066
 - 10 (E) 2" PENETRATION FS067, FS068
 - 11 (E) J-HOOK PATHWAY
 - 12 (N) J-HOOK PATHWAY
 - 13 (E) 5400 RACEWAY

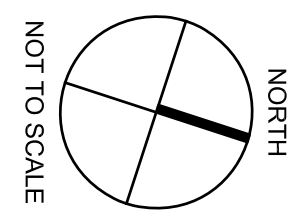
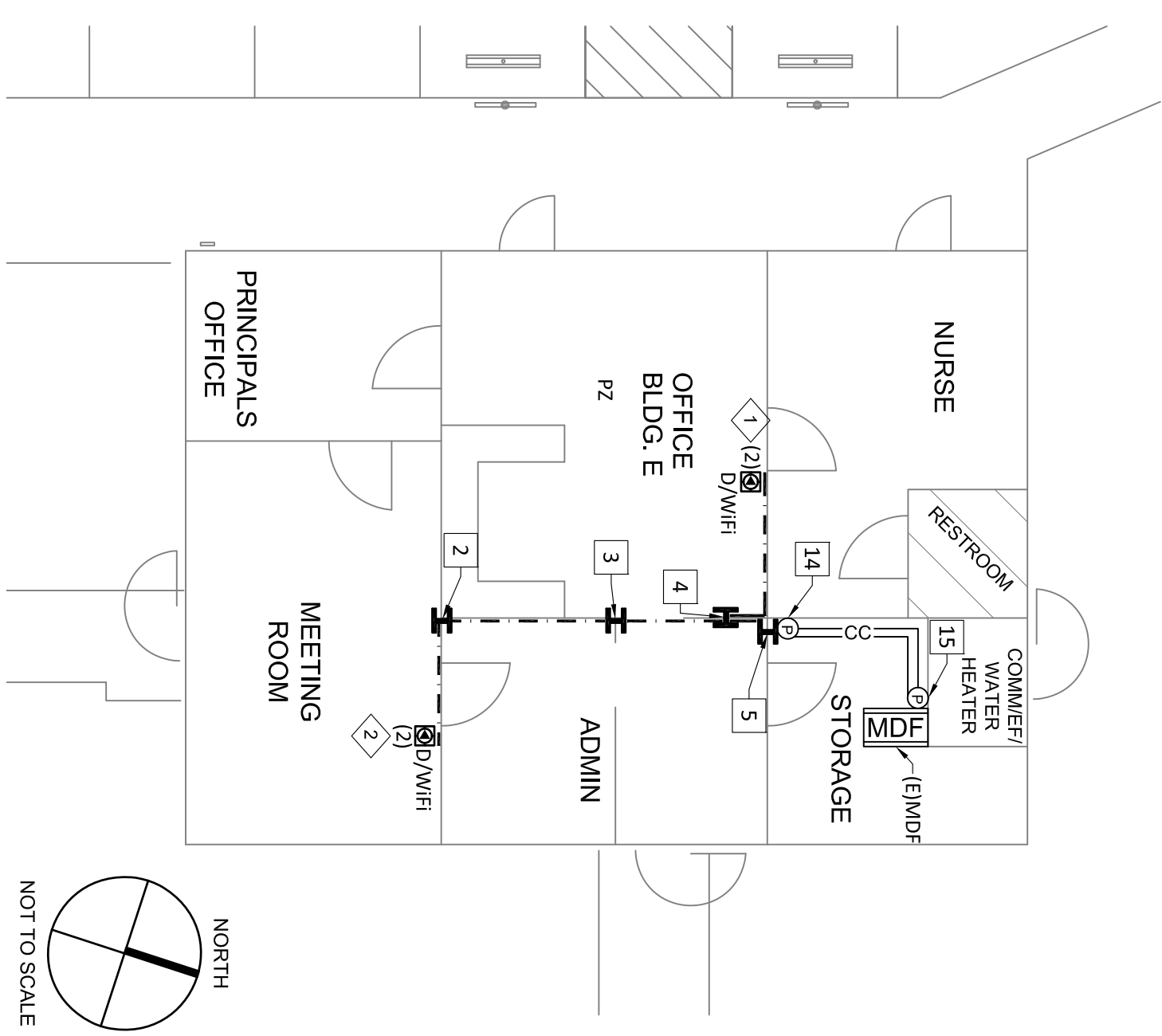


*THESE DRAWINGS WERE PREPARED AND DRAWN BY VECTOR USA

<p>VARIOUS SITES 4850 PEDLEY ROAD JURUPA VALLEY, CA 92509</p>	 <p>TTS COMMUNICATIONS INFRASTRUCTURE ENGINEER NETWORKS AND SYSTEMS ENGINEER ELECTRICAL ENGINEER</p>	<p>Gary L. Hiller</p>	<table border="1" style="width: 100%; border-collapse: collapse;"> <thead> <tr> <th style="width: 15%;">Revision No.</th> <th style="width: 60%;">Description</th> <th style="width: 25%;">Date</th> </tr> </thead> <tbody> <tr><td> </td><td> </td><td> </td></tr> <tr><td> </td><td> </td><td> </td></tr> <tr><td> </td><td> </td><td> </td></tr> <tr><td> </td><td> </td><td> </td></tr> </tbody> </table>	Revision No.	Description	Date															
Revision No.	Description	Date																			
<p>3MS, 2HS & RIVERCREST WiFi UPGRADE E-RATE YEAR 18</p>			<p>Jurupa Unified School District</p> 																		
<p>MISSION MIDDLE SCHOOL 5961 MUSTANG LN., RIVERSIDE, CA 92509 ZONE 3 & 7 AS-BUILT</p>																					
<table border="1" style="width: 100%; border-collapse: collapse;"> <tr> <td style="width: 15%;">Approved By:</td> <td style="width: 15%;">GLH</td> <td style="width: 15%;">Date:</td> <td style="width: 15%;">11/28/2014</td> <td style="width: 15%;">TTS Project Number:</td> <td style="width: 15%;">1014-282</td> </tr> <tr> <td>Designed:</td> <td>TTS</td> <td>Drawn By:</td> <td>RJB</td> <td>Checked:</td> <td>GLH</td> </tr> <tr> <td>Reviewed:</td> <td>MER</td> <td>Drawing Number:</td> <td>NTS</td> <td colspan="2">TS-3.4</td> </tr> </table>			Approved By:	GLH	Date:	11/28/2014	TTS Project Number:	1014-282	Designed:	TTS	Drawn By:	RJB	Checked:	GLH	Reviewed:	MER	Drawing Number:	NTS	TS-3.4		<p style="font-size: small;">DRAWING NOT MAINTAINED BY Information Phone: (760) 369-9418</p> <p style="font-size: small;">  Information Technology Solutions, LLC Phone: (760) 368-4418 </p>
Approved By:	GLH	Date:	11/28/2014	TTS Project Number:	1014-282																
Designed:	TTS	Drawn By:	RJB	Checked:	GLH																
Reviewed:	MER	Drawing Number:	NTS	TS-3.4																	

LABELS

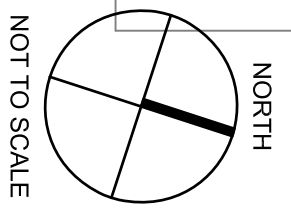
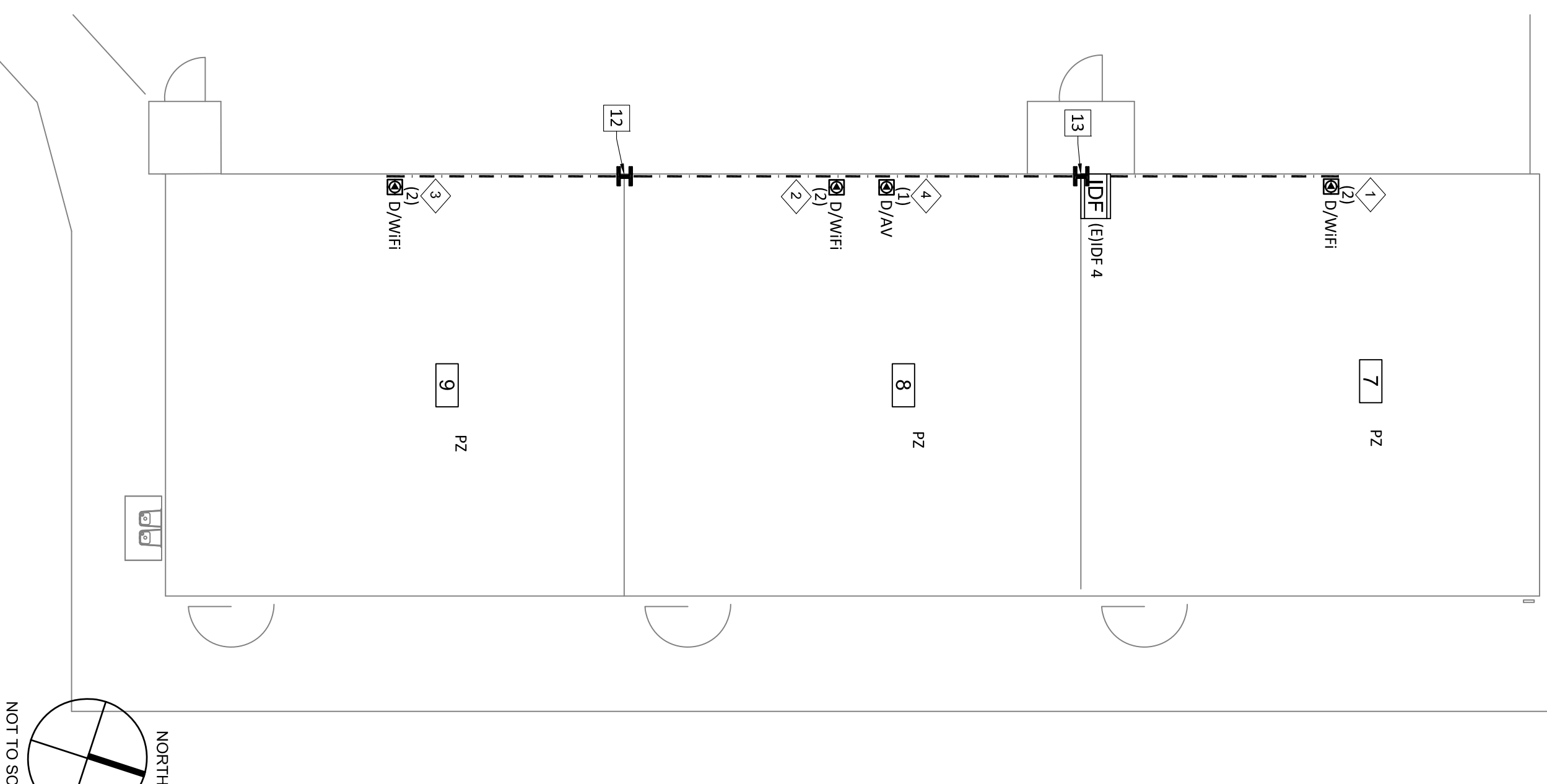
- 1 (N)AP01
1-B01, 1-B02
- 2 (N)AP02
1-B03, 1-B04



ZONE 1

LABELS

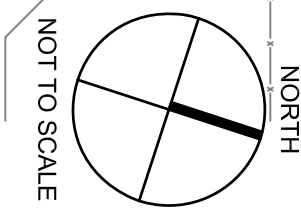
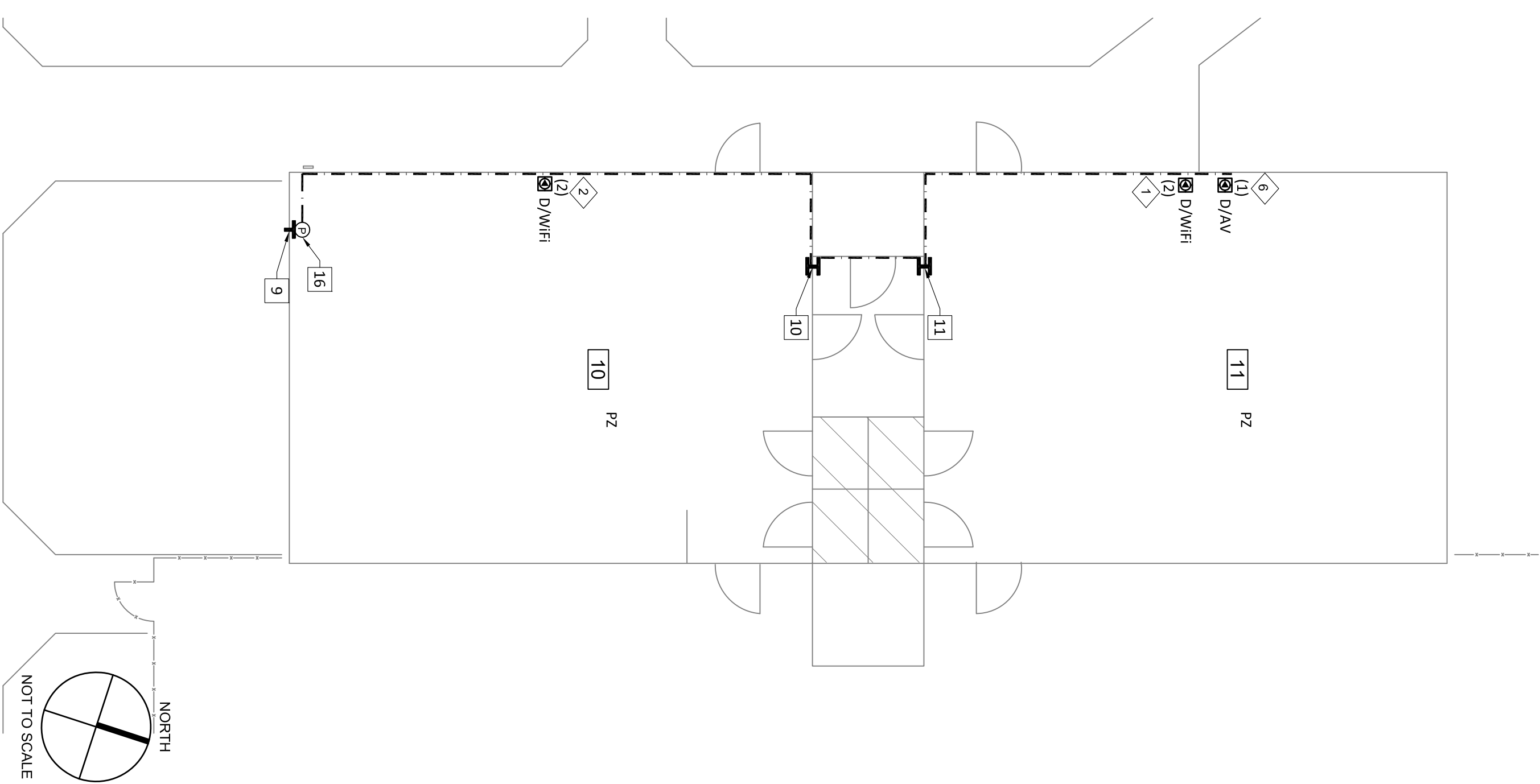
- 1 (N)AP12
4-B01, 4-B02
- 2 (N)AP13
4-B03, 4-B04
- 3 (N)AP14
4-B05, 4-B06
- 4 4-A33



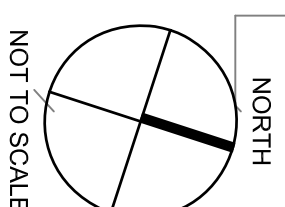
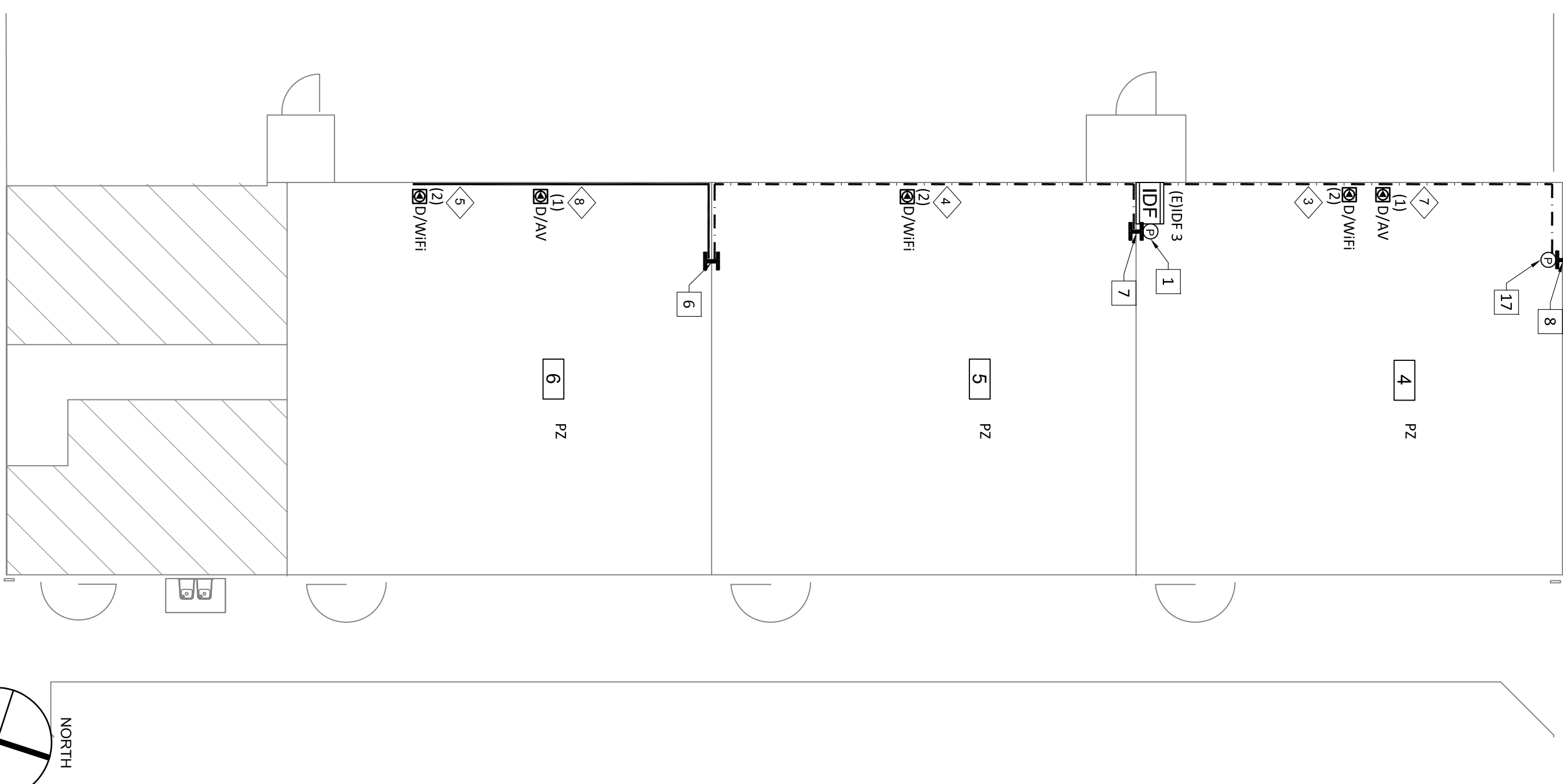
ZONE 4

LABELS

- 1 (N)AP07
3-C07, 3-C08
- 2 (N)AP08
3-C09, 3-C10
- 3 (N)AP09
3-C01, 3-C02
- 4 (N)AP10
3-C03, 3-C04
- 5 (N)AP11
3-C05, 3-C06



ZONE 3



ZONE 3

KEYED REFERENCE NOTES:

- 1 IPB63 - (E) 12"H X 12"W X 6"D NEMA 1 PULLBOX
- 2 (E) 2" PENETRATION FS027, FS028
- 3 (E) 2" PENETRATION FS029, FS030
- 4 (E) 1" PENETRATION FS031, FS032
- 5 (E) 1" PENETRATION FS033, FS034
- 6 (E) 2" PENETRATION FS035, FS036
- 7 (E) 2" PENETRATION FS037, FS038
- 8 (E) 2" PENETRATION FS039
- 9 (E) 2" PENETRATION FS042
- 10 (E) 2" PENETRATION FS043, FS044
- 11 (E) 2" PENETRATION FS045, FS046
- 12 (E) 2" PENETRATION FS047, FS048
- 13 (E) 2" PENETRATION FS049, FS050
- 14 IPB53 - (E) 12"H X 12"W X 6"D NEMA 1 PULLBOX
- 15 IPB61 - (E) 12"H X 12"W X 6"D NEMA 1 PULLBOX
- 16 IPB52 - (E) 12"H X 12"W X 6"D NEMA 1 PULLBOX
- 17 IPB - (E) 12"H X 12"W X 6"D NEMA 1 PULLBOX

*THESE DRAWINGS WERE PREPARED AND DRAWN BY VECTOR USA


VARIOUS SITES
4850 PEDLEY ROAD
JURUPA VALLEY, CA 92509

11 ES Wifi UPGRADE
E-RATE YEAR 18

PACIFIC AVENUE ELEMENTARY SCHOOL
6110 45TH STREET, RUBIDOUX, CA
ZONE 1, 3, & 4 AS-BUILT



Approved By:	ITS
Designed:	ITS
Drawn By:	LP
Checked:	PM
Reviewed:	JP
Date:	03/02/2016
ITS Project Number:	1014-283
Scale:	NTS
Drawing Number:	T5-3.1




DRAWING ARCHIVE MAINTAINED BY INFORMATION TECHNOLOGY SOLUTIONS, LLC.
Phone: (760) 366-9418





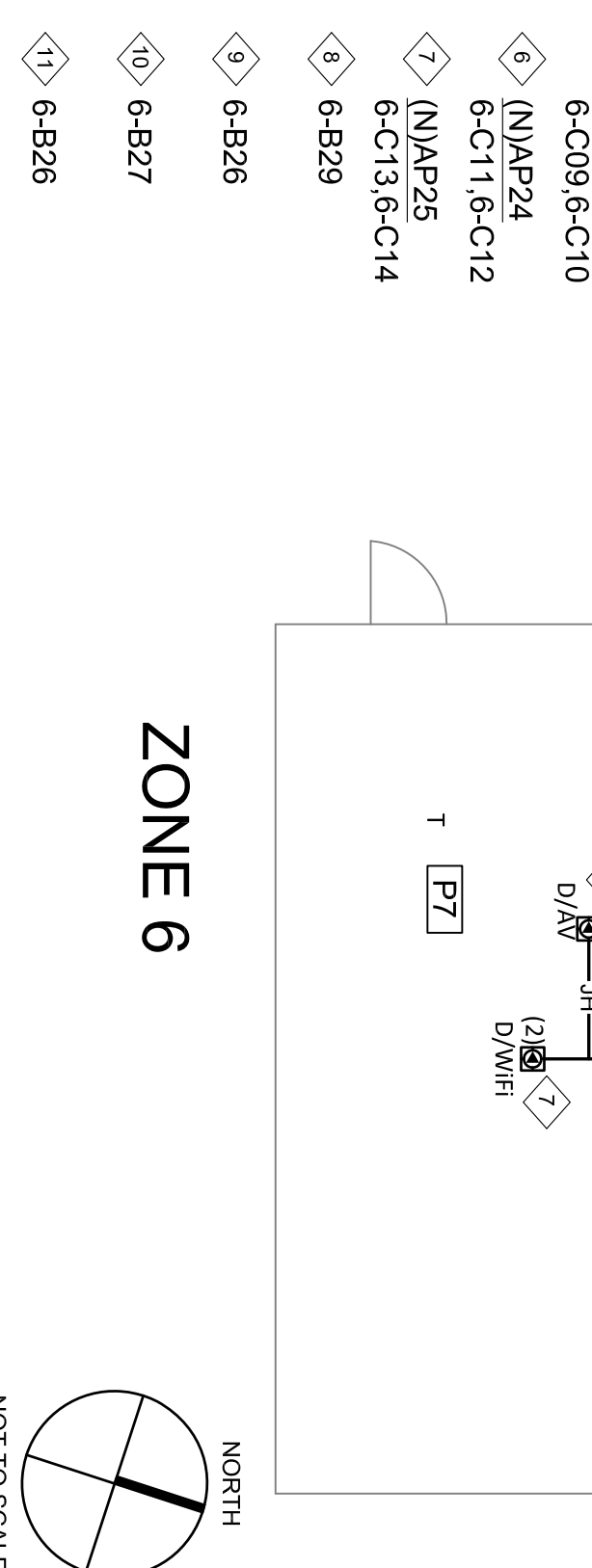
LABELS

- 1 (N)AP03
- 2 (N)AP04
- 3 (N)AP05
- 4 (N)AP06
- 5 2-B05, 2-B06
- 6 2-B07, 2-B08
- 7 2-A37



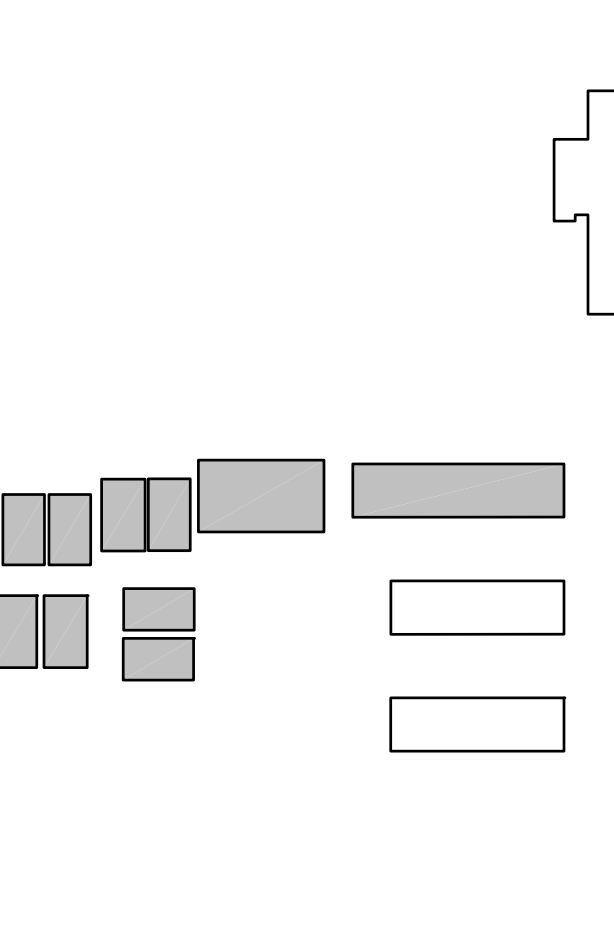
LABELS

- 1 (N)AP15
- 2 (N)AP16
- 3 (N)AP17
- 4 (N)AP18
- 5 5-B07, 5-B08
- 6 5-A43
- 7 5-A42



LABELS

- 1 (N)AP19
- 2 (N)AP20
- 3 (N)AP21
- 4 (N)AP22
- 5 (N)AP23
- 6 (N)AP24
- 7 (N)AP25
- 8 6-B29
- 9 6-B26
- 10 6-B27
- 11 6-B26



KEYED REFERENCE NOTES:

- 1 NOT USED
- 2 (E) 2" PENETRATION FS021, FS022
- 3 (E) 2" PENETRATION FS023, FS024
- 4 (E) 2" PENETRATION FS025
- 5 (E) 2" PENETRATION FS026
- 6 (E) 2" LIQUID SEAL TIGHT FS001, FS002
- 7 (E) 2" PENETRATION FS003
- 8 (E) 2" PENETRATION FS006
- 9 (E) 3" LIQUID SEAL TIGHT FS007, FS008
- 10 (E) 2" LIQUID SEAL TIGHT FS009, FS010
- 11 (E) 2" LIQUID SEAL TIGHT FS011, FS012
- 12 (E) 2" LIQUID SEAL TIGHT FS013, FS014
- 13 (E) 2" LIQUID SEAL TIGHT FS015, FS016
- 14 (E) 2" PENETRATION FS017, FS018
- 15 (E) 2" PENETRATION FS019, FS020
- 16 IPB48 - (E) 10"H X 10"W X 6"D NEMA 1 PULLBOX
- 17 IPB41 - (E) 12"H X 12"W X 6"D NEMA 1 PULLBOX
- 18 NOT USED
- 19 IPB42 - (E) 12"H X 12"W X 6"D NEMA 1 PULLBOX
- 20 IPB40 - (E) 12"H X 12"W X 6"D NEMA 1 PULLBOX
- 21 IPB39 - (E) 12"H X 12"W X 6"D NEMA 1 PULLBOX
- 22 IPB66 - (E) 12"H X 12"W X 6"D NEMA 1 PULLBOX
- 23 NOT USED
- 24 IPB37 - (E) 12"H X 12"W X 6"D NEMA 1 PULLBOX
- 25 IPB38 - (E) 12"H X 12"W X 6"D NEMA 1 PULLBOX
- 26 IPB58 - (E) 12"H X 12"W X 6"D NEMA 1 PULLBOX
- 27 (E) J-HOOK PATHWAY
- 28 (N) J-HOOK PATHWAY

*THESE DRAWINGS WERE PREPARED AND DRAWN BY VECTOR USA

VARIOUS SITES
4850 PEDLEY ROAD
JURUPA VALLEY, CA 92509

11 ES Wifi UPGRADE
E-RATE YEAR 18

PACIFIC AVENUE ELEMENTARY SCHOOL
6110 45TH STREET, RUBIDOUX, CA
ZONE 2, 5, & 6 AS-BUILT

Revision No.	Description	Date

Gary L. Hillier

COMMUNICATIONS DISTRIBUTION ENGINEER
 NETWORK TRANSPORT SYSTEMS ENGINEER
 DATA CENTER SYSTEMS ENGINEER

ITS
 No. 23208
 License No. 06/29/2003
 COMMUNICATIONS & SECURITY

Approved By:	ITS
Designated:	ITS
Drawn By:	LP
Checked:	PM
Reviewed:	JP
Date:	03/02/2016
ITS Project Number:	1014-283
Scale:	NTS
Drawing Number:	TS-3.2

Information Technology Solutions, LLC
 11111 N. 10th Street, Suite 100
 Phoenix, AZ 85020
 Phone: (602) 956-4418

Jurupa Unified School District

DRAWING ARCHIVE MAINTAINED BY INFORMATION TECHNOLOGY SOLUTIONS, LLC.



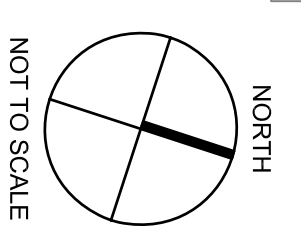
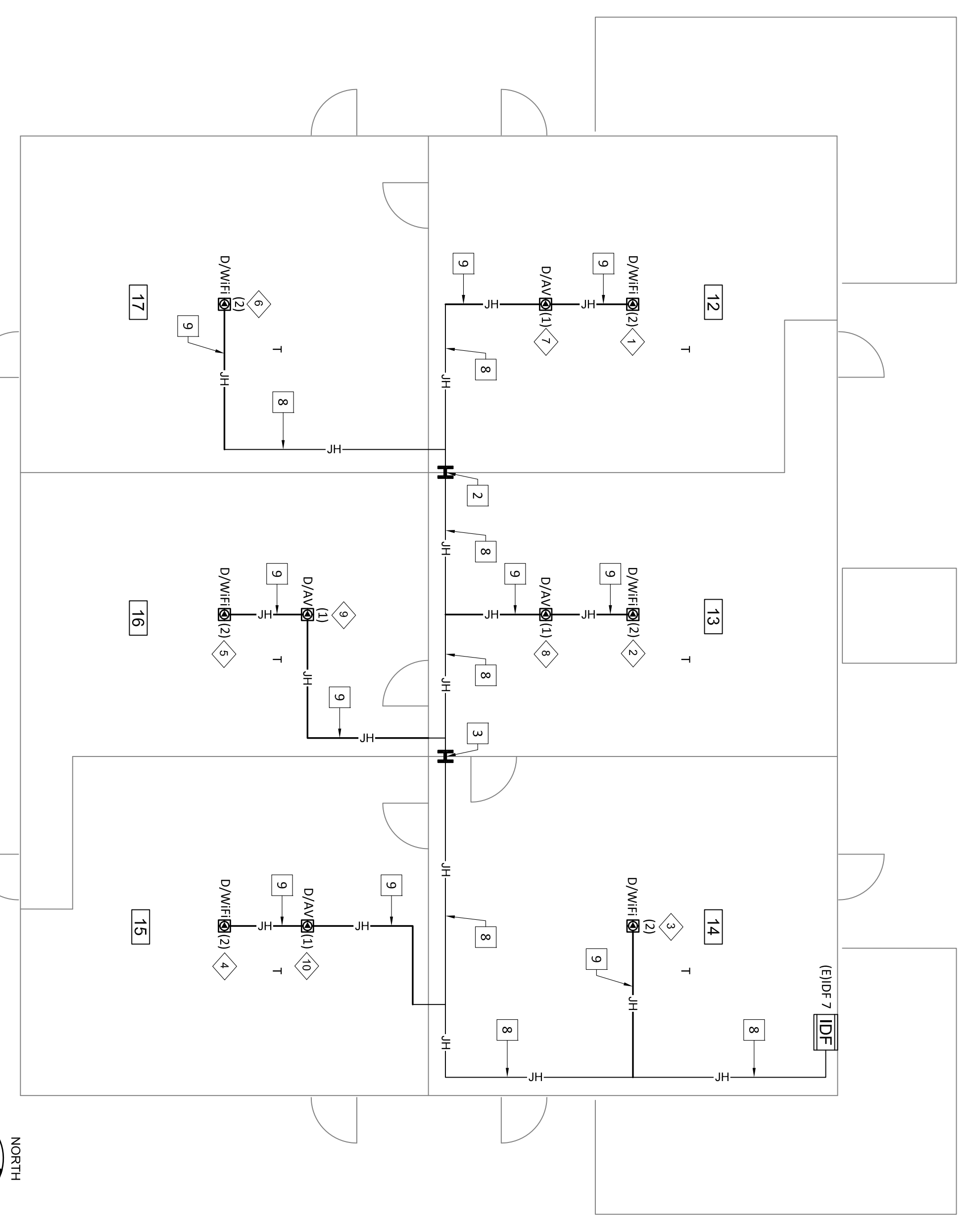
Information Technology Solutions, LLC
 Phone: (760) 369-4418

KEYED REFERENCE NOTES:

- 1 NOT USED
- 2 (E) 2" PENETRATION
FS061, FS062
- 3 (N) 2" PENETRATION/SLEEVE
FS059, FS060
- 4 (E) 2" PENETRATION
FS057, FS058
- 5 (E) 2" PENETRATION
FS055, FS056
- 6 (E) 2" PENETRATION
FS053, FS054
- 7 (E) 2" PENETRATION
FS051, FS052
- 8 (E) J-HOOK PATHWAY
- 9 (N) J-HOOK PATHWAY

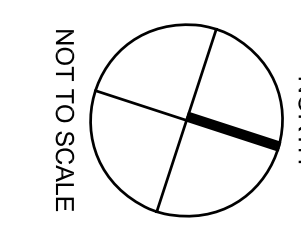
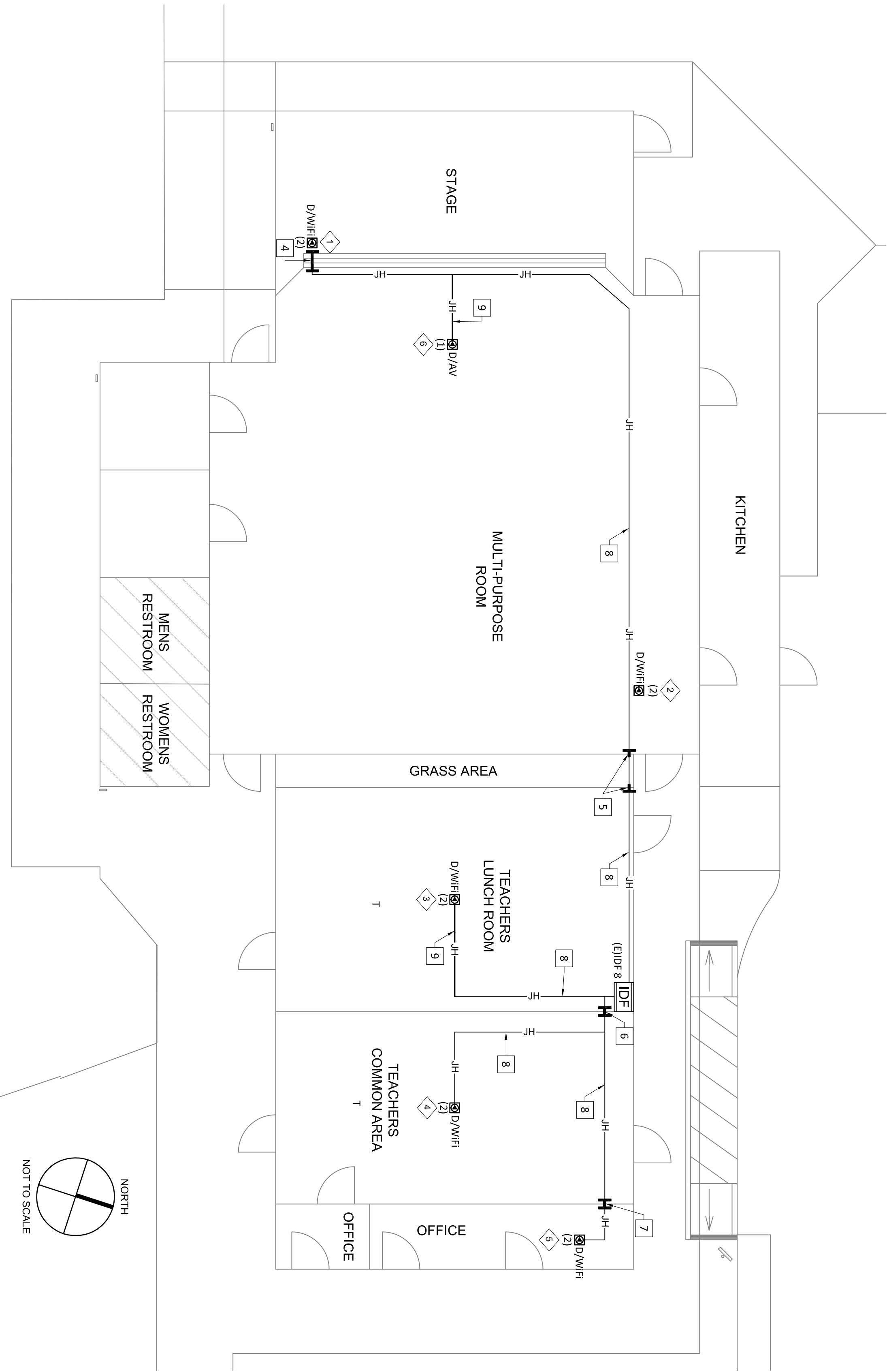
*THESE DRAWINGS WERE PREPARED AND DRAWN BY VECTOR USA

Revision No.	Description	Date



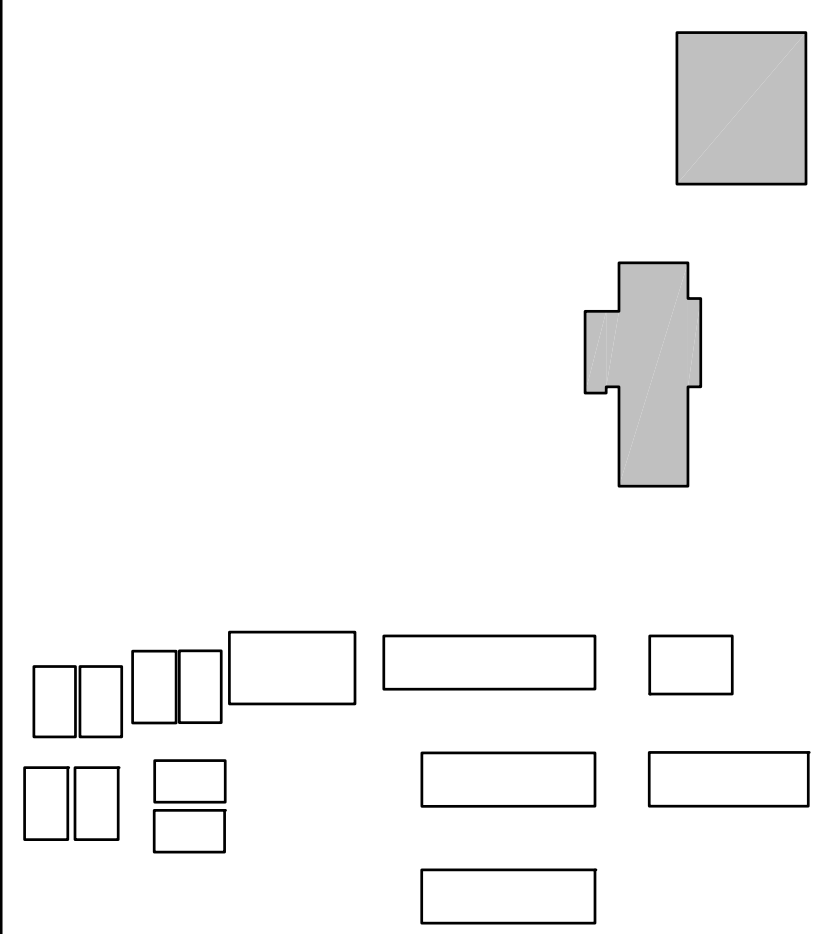
ZONE 7

- LABELS**
- 1 (N)AP26
7-C01, 7-C02
 - 2 (N)AP27
7-C03, 7-C04
 - 3 (N)AP28
7-C05, 7-C06
 - 4 (N)AP29
7-C07, 7-C08
 - 5 (N)AP30
7-C09, 7-C10
 - 6 (N)AP31
7-C11, 7-C12
 - 7 7-B20
 - 8 7-B21
 - 9 7-B23
 - 10 7-B22



ZONE 8

- LABELS**
- 1 (N)AP32
8-B01, 8-B02
 - 2 (N)AP33
8-B03, 8-B04
 - 3 (N)AP34
8-B05, 8-B06
 - 4 (N)AP35
8-B07, 8-B08
 - 5 (N)AP36
8-B09, 8-B10
 - 6 8-A43



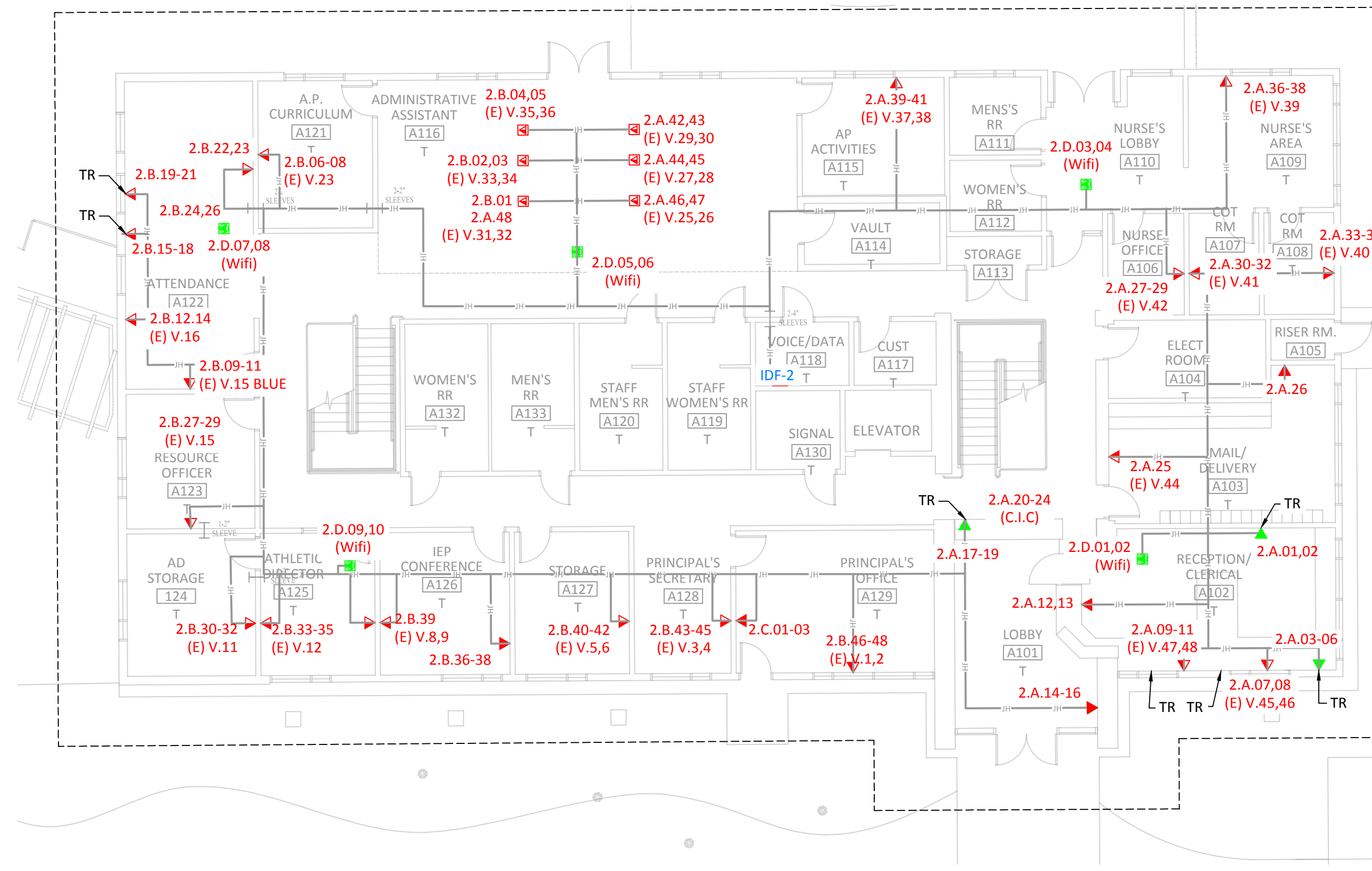
VARIOUS SITES
 4850 PEDLEY ROAD
 JURUPA VALLEY, CA 92509

11 ES Wifi UPGRADE
E-RATE YEAR 18

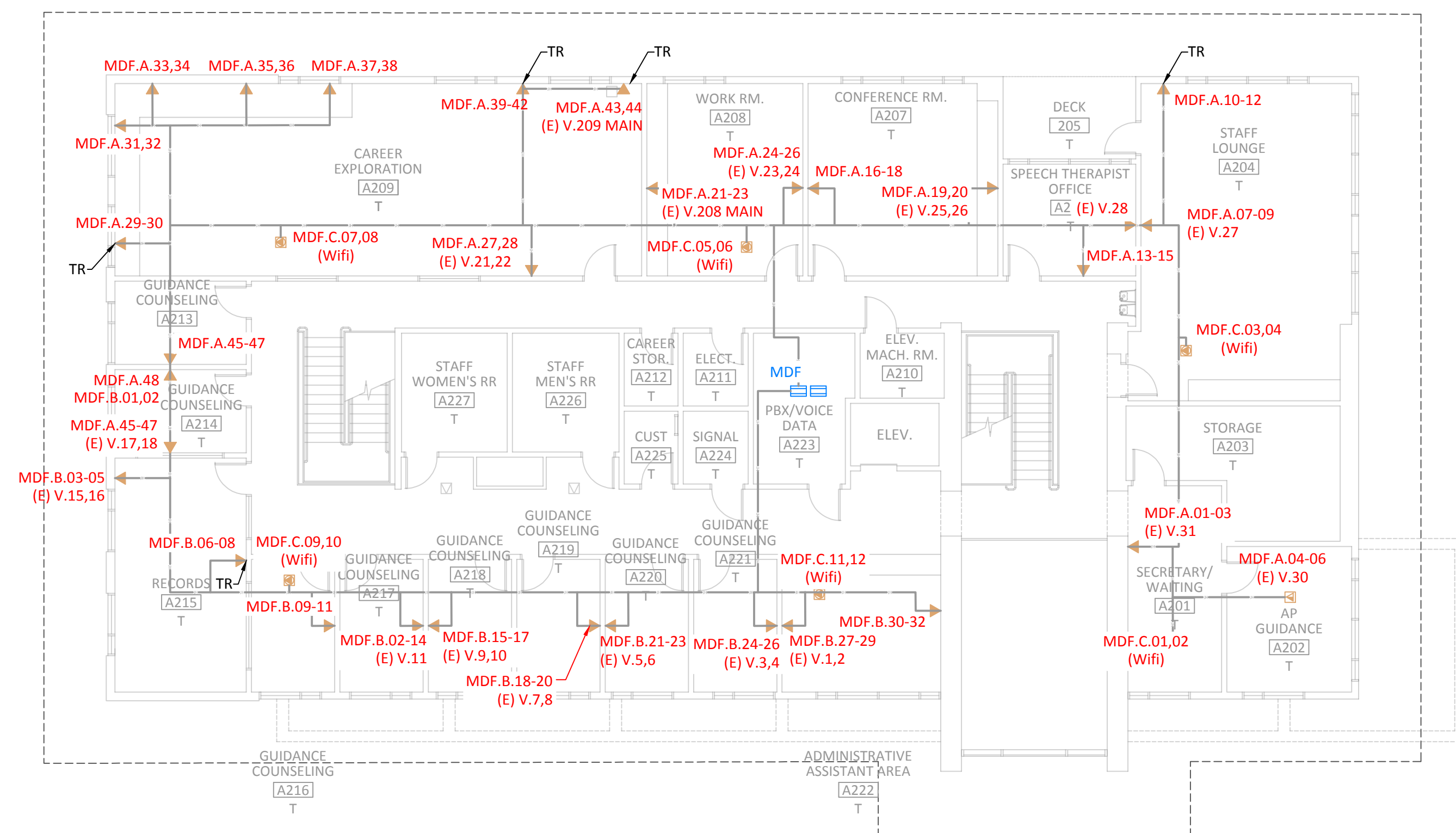
PACIFIC AVENUE ELEMENTARY SCHOOL
 6110 45TH STREET, RUBIDOUX, CA
 ZONE 7 & 8 AS-BUILT

GARY L. HILLER
 COMMUNICATIONS & SECURITY
 NETWORK TRANSPORT SYSTEMS ENGINEER
 No. 22208
 License: 06/24/2003

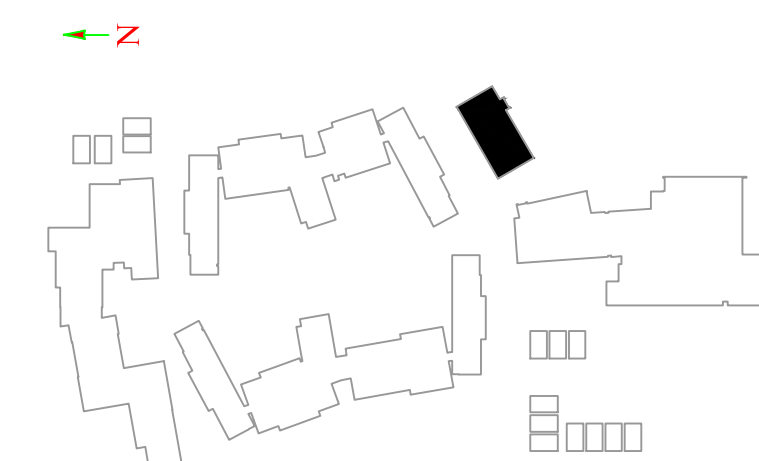
Approved By:	ITS
Designed:	ITS
Drawn By:	LP
Checked:	PM
Reviewed:	JP
Date:	03/02/2016
ITS Project Number:	1014-283
Scale:	NTS
Drawing Number:	T5-3.3




FIRST FLOOR (ZONE 2)



SECOND FLOOR (ZONE MDF)



PATRIOT HS
 4355 Camino Real
 Jurupa Valley, CA 92509



Information Technology Solutions, LLC
 "From Concept to Completion."
 Phone: (760) 369-8418



17691 Mitchell North
 Irvine, CA 92614
 Phone (949) 247-3800
 Fax (949) 236-8478
 WWW.TEAMONTARGET.COM

ISSUED
 DATE: 8-01-2016

Number	Descriptions	Date
1	AS-BUILT	04-28-16
2	AS-BUILT	08-01-16

Designed	OTVD
Drawn	OTVD
Checked	OTVD

Approval Date: _____

Submittal: _____

Scale: (See Plan)

Sheet Title:

BLDG "A"

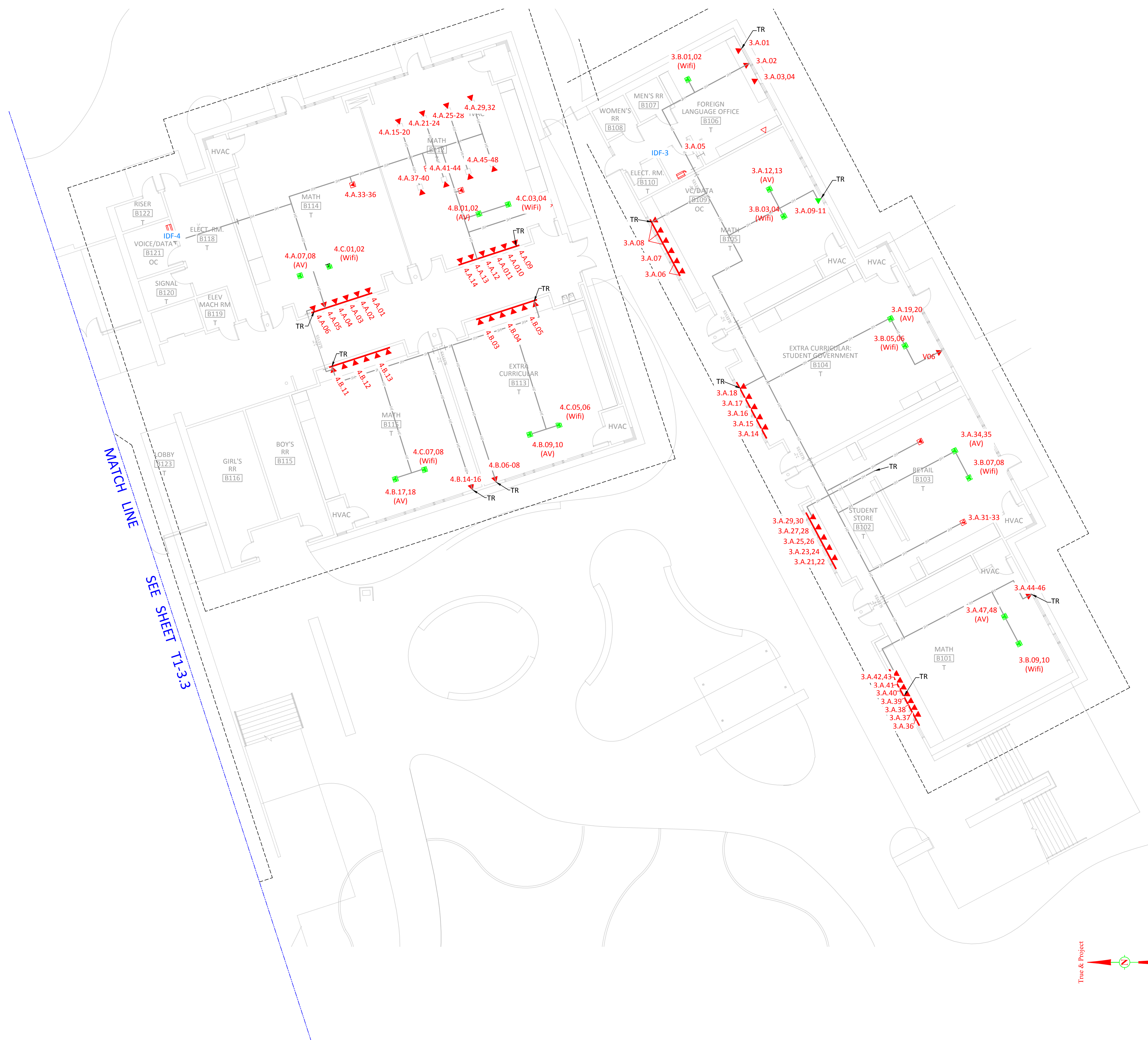
ZONE

MDF & 2

AS-BUILT

Sheet Number:

T3-01 AB



MATCH LINE
SEE SHEET T1-3-3



PATRIOT HS
4355 Camino Real
Jurupa Valley, CA 92509



17691 Mitchell North
Irvine, CA 92614
Phone (949) 247-3800
Fax (949) 236-8478
WWW.TEAMONTARGET.COM

ISSUED
DATE: 8-01-2016

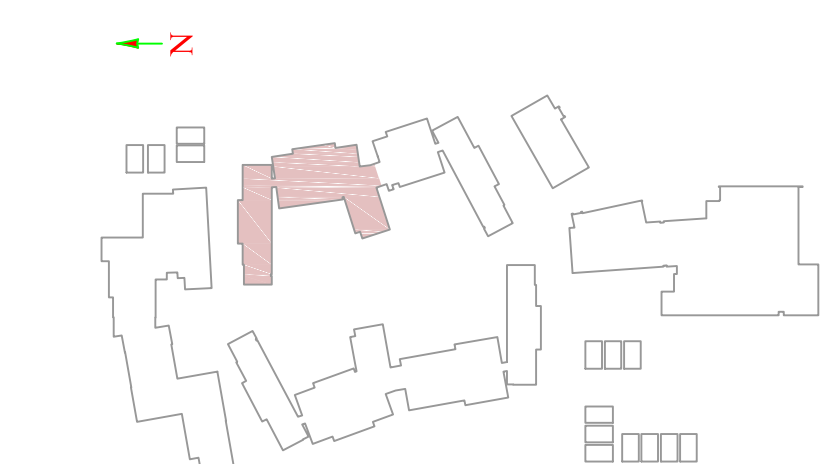
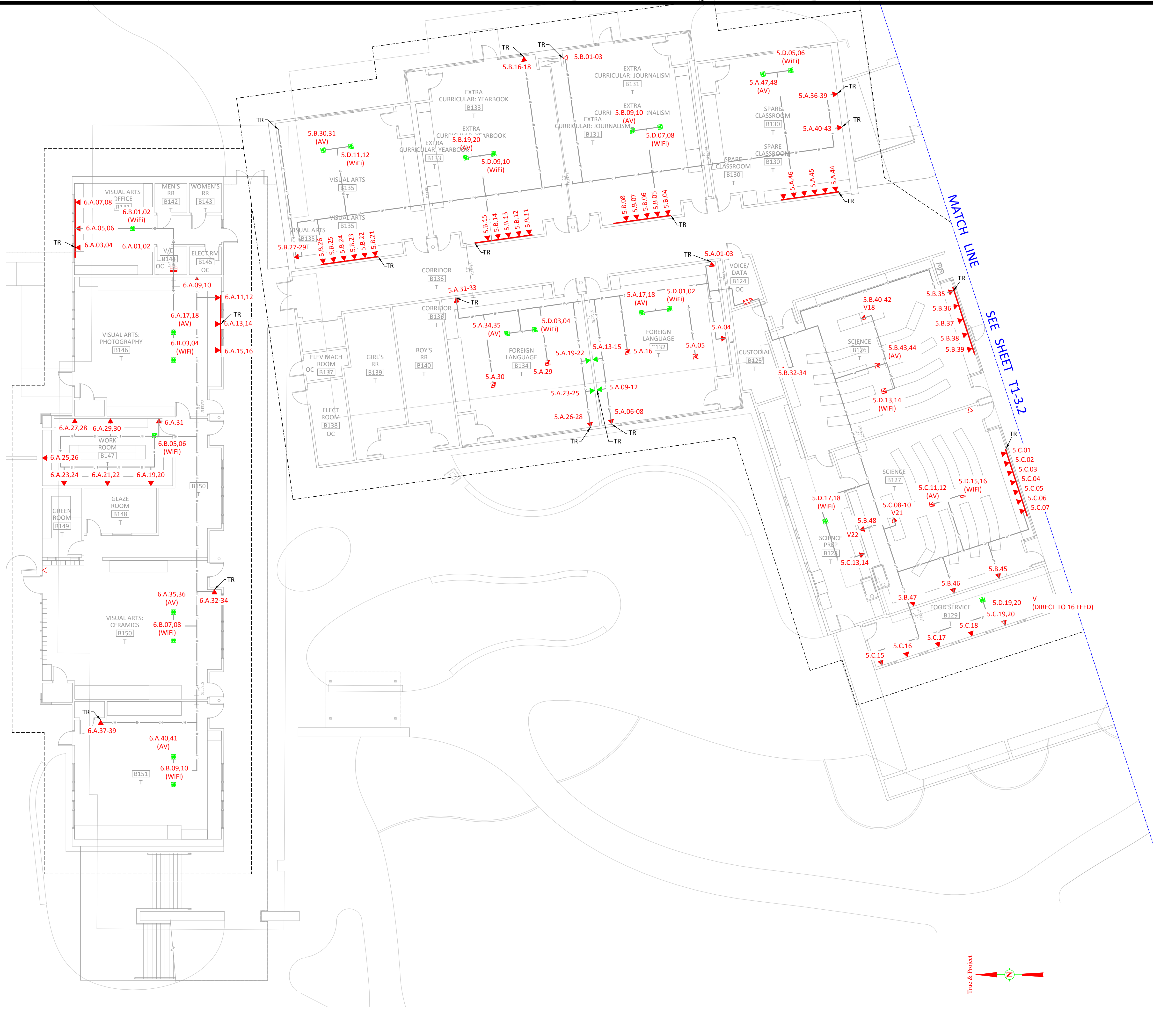
Revisions:	Number	Descriptions:	Date:
	AS-BUILT		04-26-16
	AS-BUILT		08-01-16
Designed			OTVD
Drawn			OTVD
Checked			OTVD

Approval Date: _____
Submittal: _____
Scale: _____ (See Plan)
Sheet Title:

**PREMISE - BLDG "B"
FIRST FLOOR
TELECOM
ZONE 3 & 4**

Sheet Number:
T3-02 AB






PATRIOT HS
4355 Camino Real
Jurupa Valley, CA 92509



Information Technology Solutions, LLC
"From Concept to Completion."
Phone: (760) 369-8418



17691 Mitchell North
Irvine, CA 92614
Phone (949) 247-3800
Fax (949) 236-8478
WWW.TEAMONTARGET.COM

ISSUED
DATE: 8-01-2016

Revisions:	Number	Descriptions:	Date:
	1	AS-BUILT	04-26-16
	2	AS-BUILT	08-01-16

Designed _____ OTVD
 Drawn _____ OTVD
 Checked _____ OTVD

Approval Date _____

Submittal _____

Scale _____ (See Plan)

Sheet Title _____


**BLDG "B"
FIRST FLOOR
TELECOM
ZONE 5 & 6**

Sheet Number _____

T3-03 AB



PATRIOT HS
4355 Camino Real
Jurupa Valley, CA 92509



Information Technology Solutions, LLC
"From Concept to Completion."
Phone: (760) 369-8418



17691 Mitchell North
Irvine, CA 92614
Phone (949) 247-3800
Fax (949) 236-8478
WWW.TEAMONTARGET.COM

ISSUED
DATE: 8-01-2016

Number	Descriptions	Date
AS-BUILT		04-28-16
AS-BUILT		08-01-16

Designed OTVD
Drawn OTVD
Checked OTVD

Approval Date

Submittal

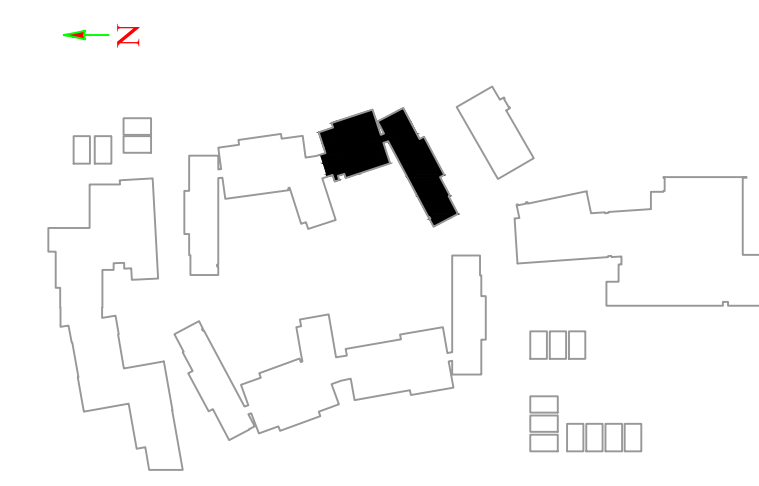
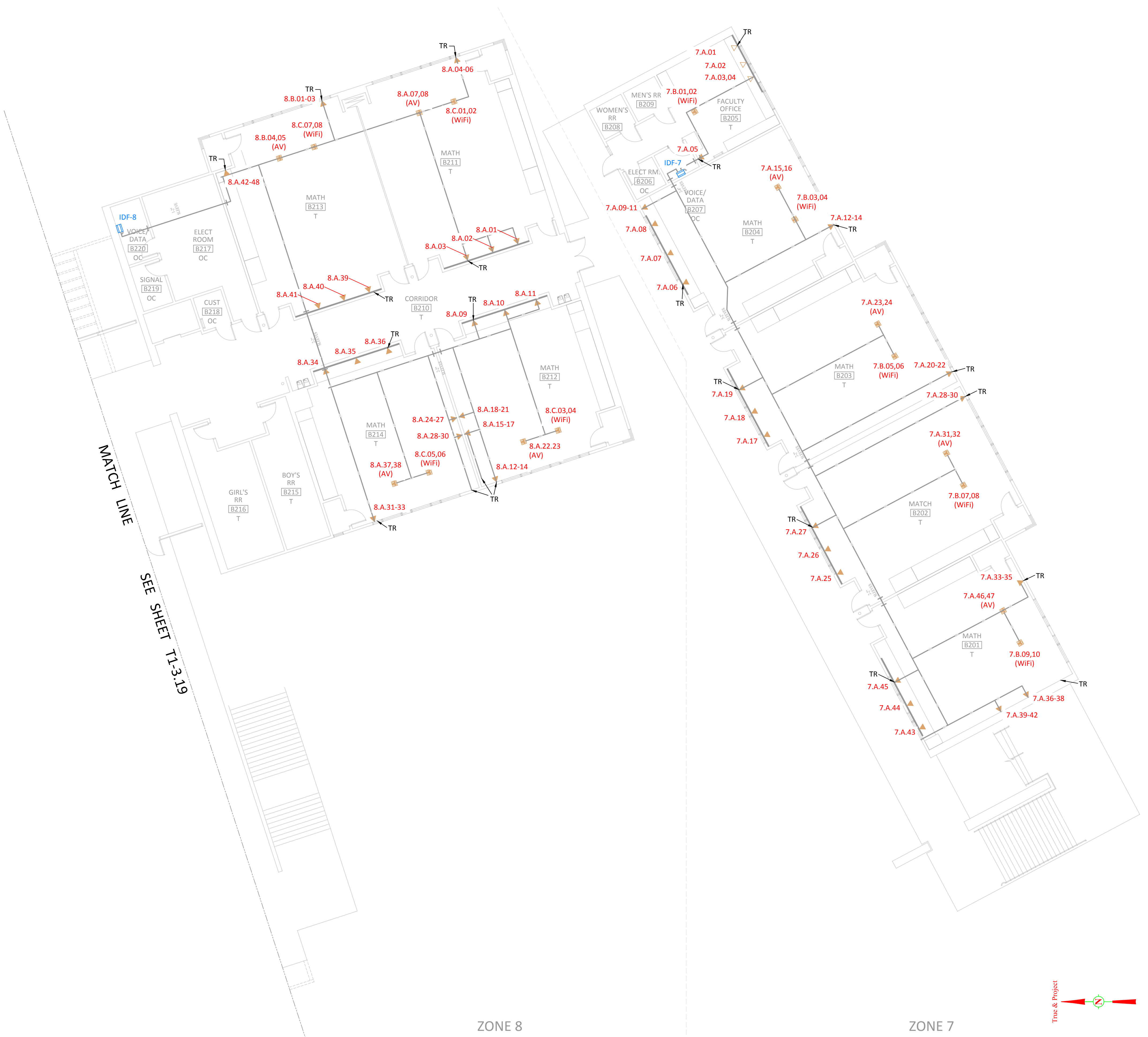
Scale (See Plan)

Sheet Title

BLDG "B"
SECOND FLOOR
TELECOM
ZONE 7 & 8

Sheet Number

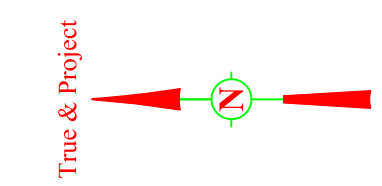
T3-04 AB



MATCH LINE
SEE SHEET T1-3-19

ZONE 8

ZONE 7





PATRIOT HS
4355 Camino Real
Jurupa Valley, CA 92509



Information Technology Solutions, LLC
"From Concept to Completion."
Phone: (760) 369-8418



17691 Mitchell North
Irvine, CA 92614
Phone (949) 247-3800
Fax (949) 236-8478
WWW.TEAMONTARGET.COM

ISSUED
DATE: 8-01-2016

Revisions:

Number	Descriptions	Date
AS-BUILT		04-28-16
AS-BUILT		08-01-16

Designed	OTVD
Drawn	OTVD
Checked	OTVD

Approval Date _____

Submittal _____

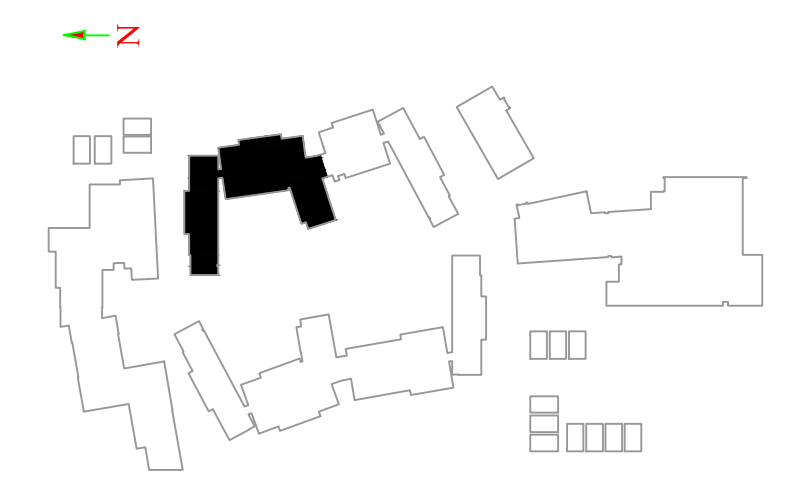
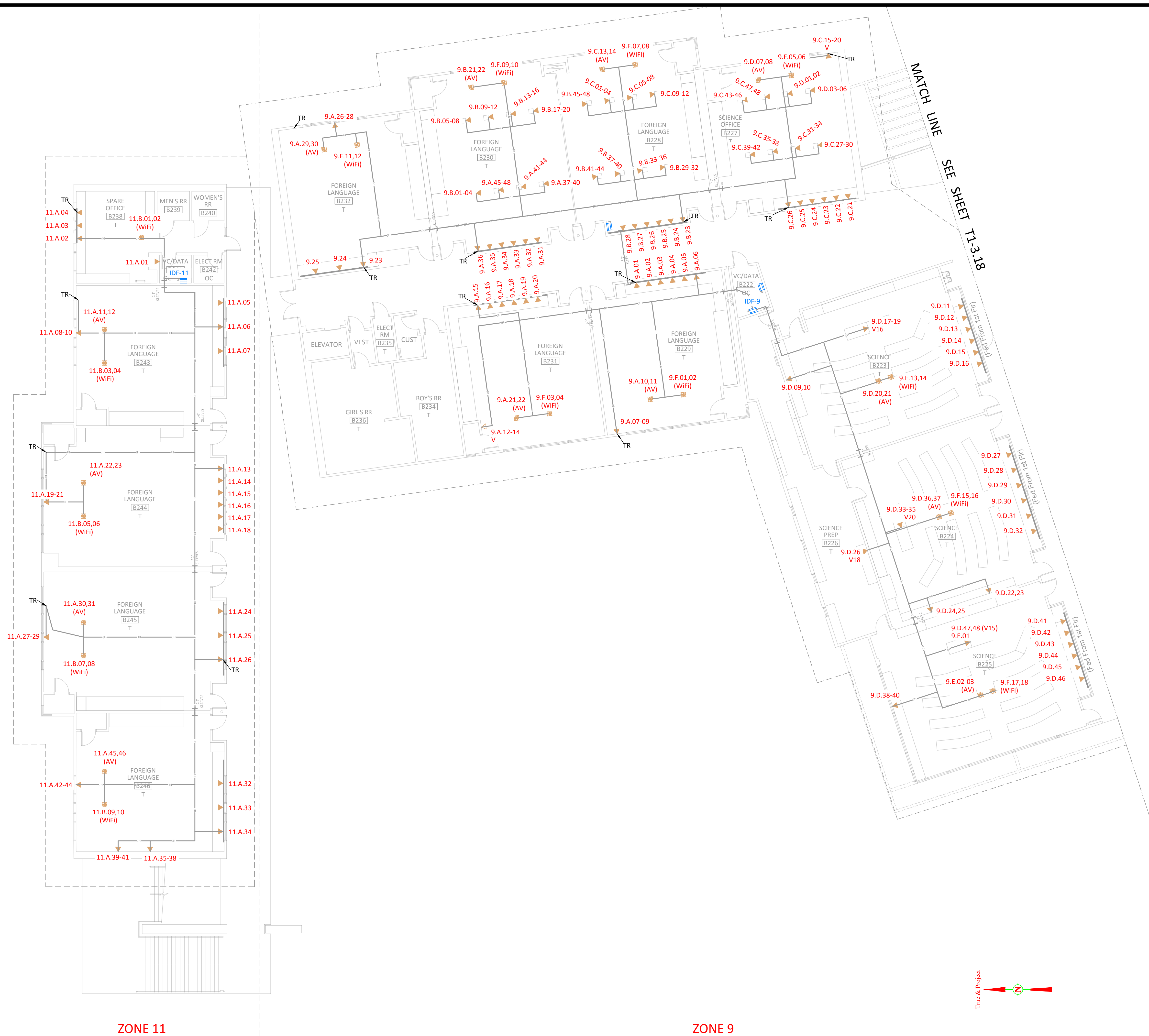
Scale _____ (See Plan)

Sheet Title _____

BLDG "B"
SECOND FLOOR
TELECOM
ZONE 9 & 11

Sheet Number _____

T3-05 AB



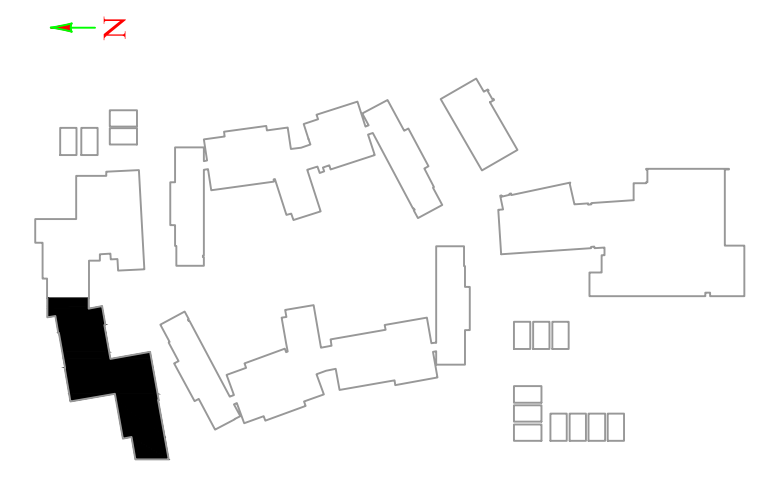
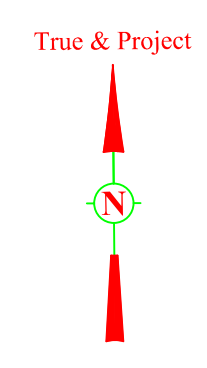
ZONE 11

ZONE 9




ZONE 12


MATCH LINE SEE SHEET T1-20



PATRIOT HS
4355 Camino Real
Jurupa Valley, CA 92509



Information Technology Solutions, LLC
"From Concept to Completion."
Phone: (760) 369-8418



17691 Mitchell North
Irvine, CA 92614
Phone (949) 247-3800
Fax (949) 236-8478
WWW.TEAMONTARGET.COM

ISSUED
DATE: 8-01-2016

Number	Descriptions	Date
AS-BUILT		04-26-16
AS-BUILT		08-01-16

Designed	OTVD
Drawn	OTVD
Checked	OTVD

Approval Date _____

Submittal _____

Scale _____ (See Plan)

Sheet Title _____

BLDG "C"

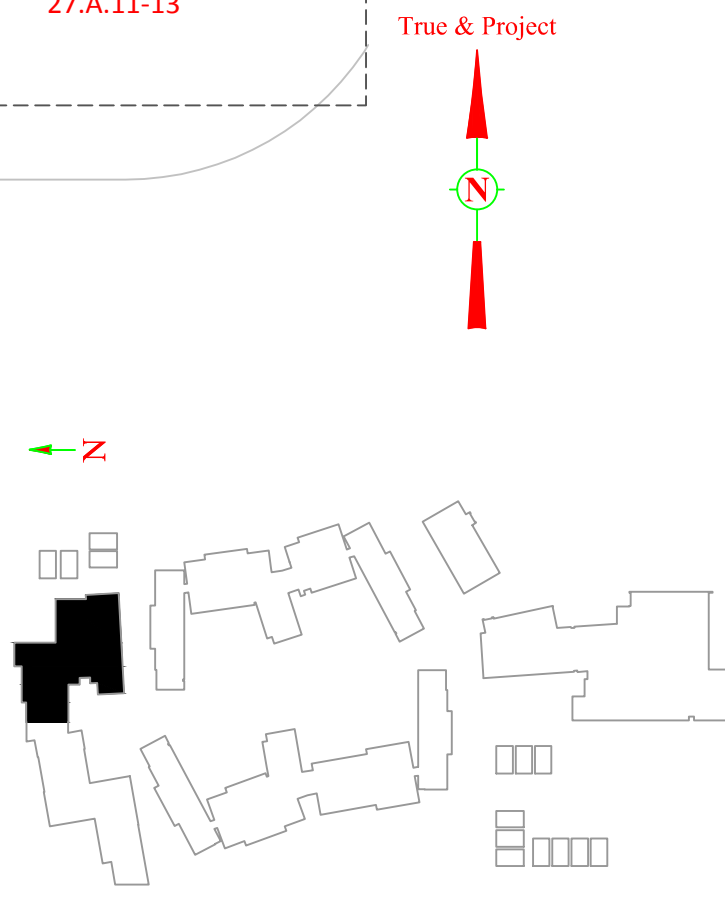
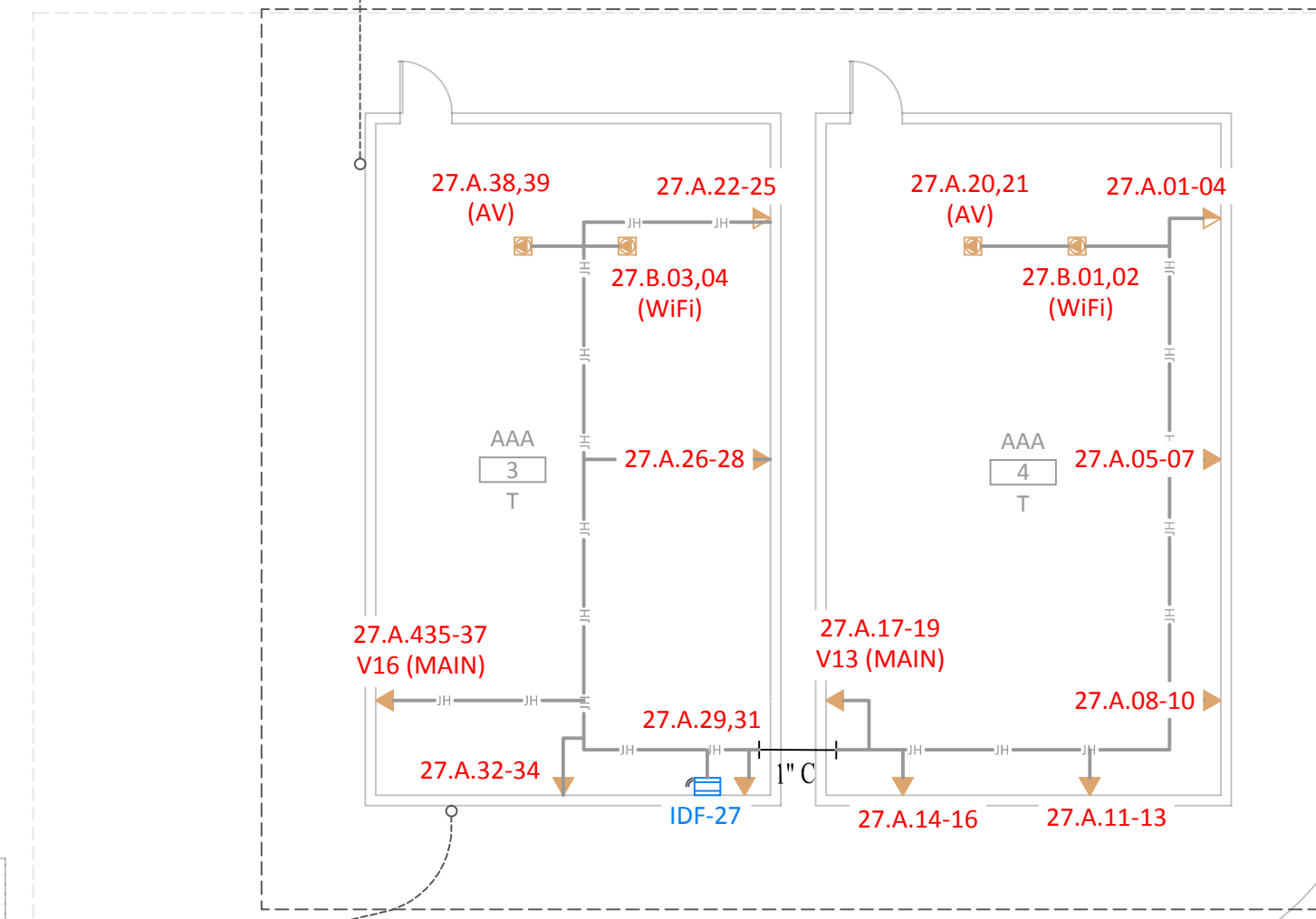
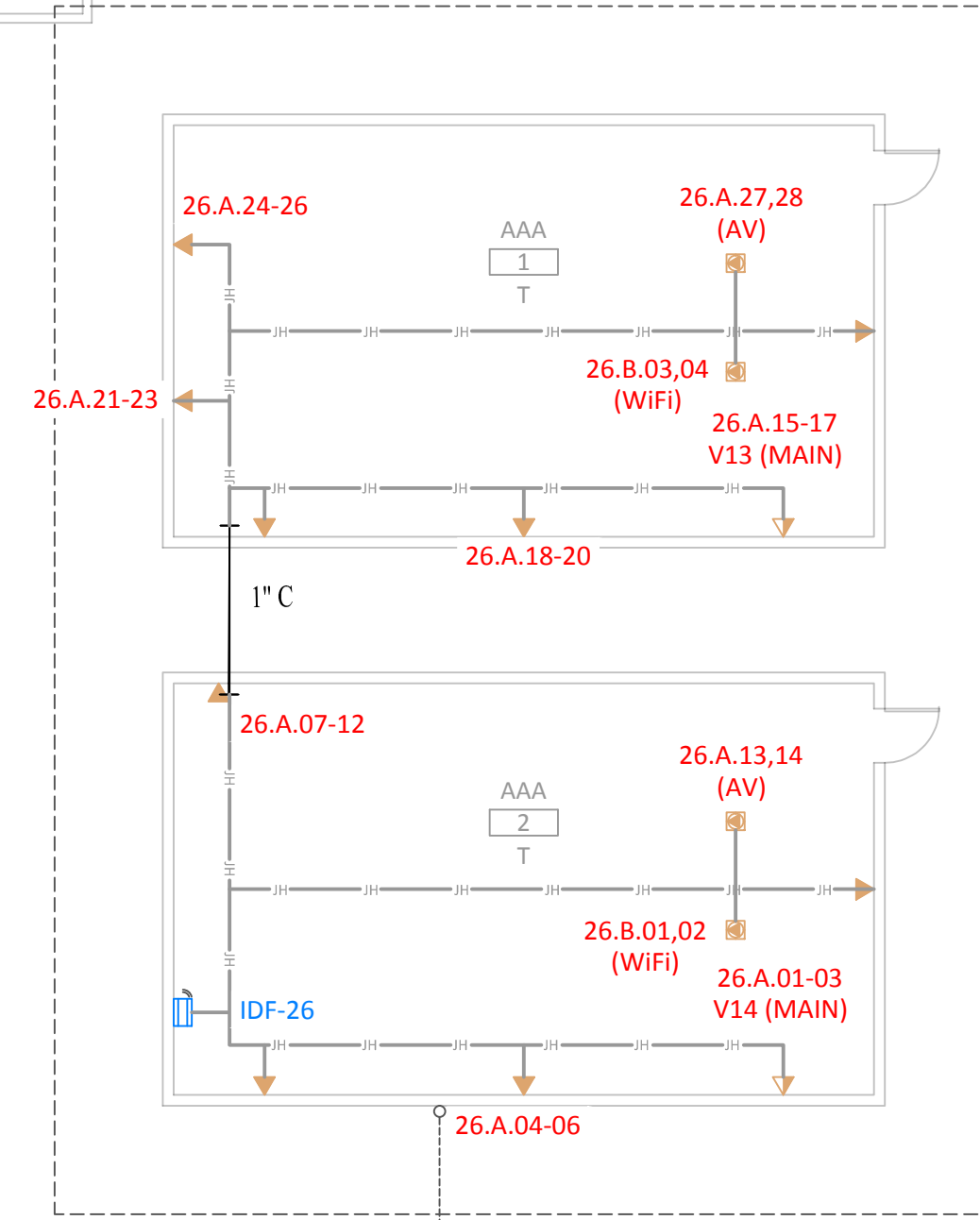
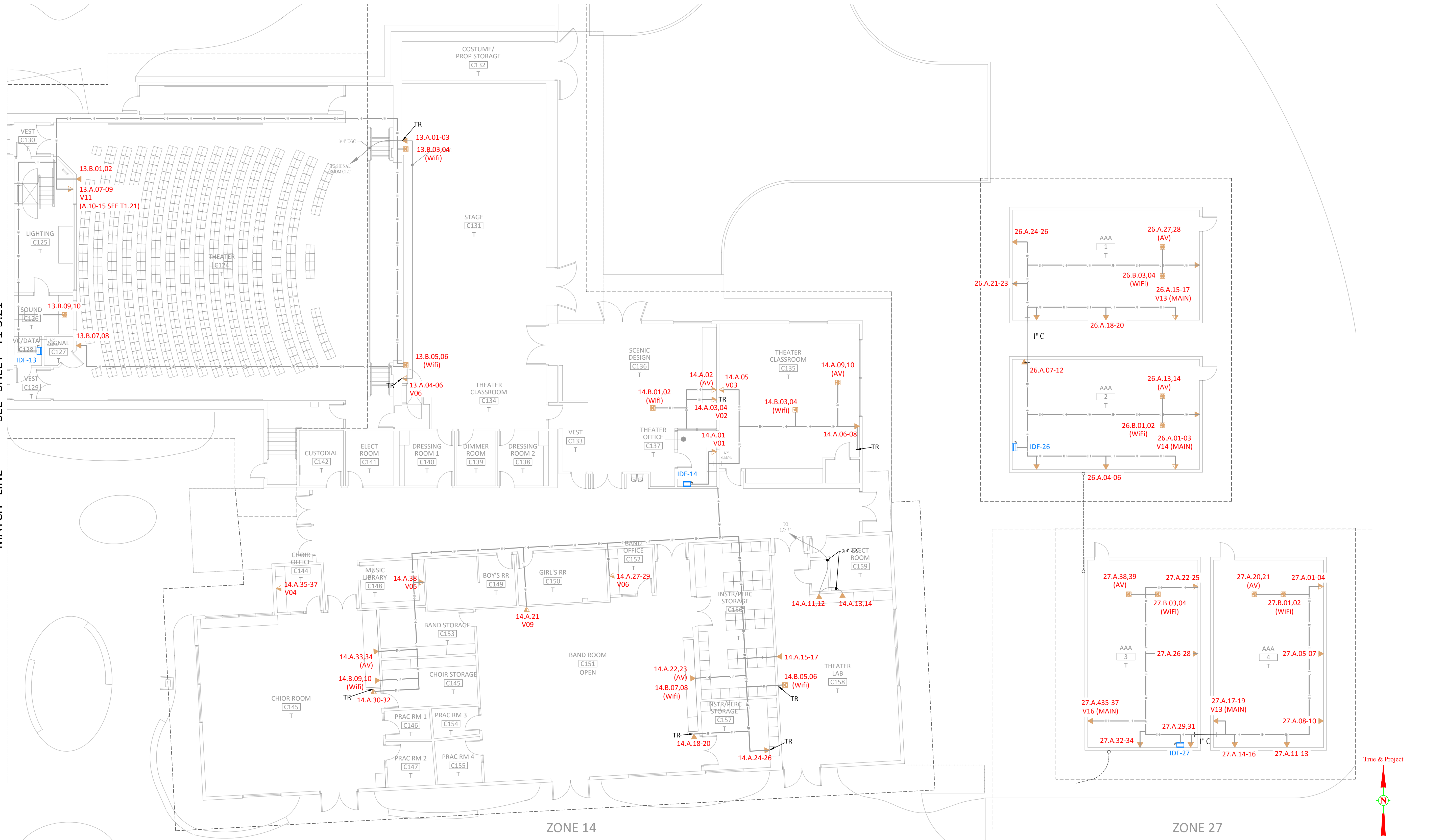
TELECOM

ZONE 12


Sheet Number _____

T3-06 AB

SEE SHEET T1-3-21
MATCH LINE



PATRIOT HS
4355 Camino Real
Jurupa Valley, CA 92509



Information Technology Solutions, LLC
"From Concept to Completion."
Phone: (760) 369-8418



17691 Mitchell North
Irvine, CA 92614
Phone (949) 247-3800
Fax (949) 236-8478
WWW.TEAMONTARGET.COM

ISSUED
DATE: 8-01-2016

Revisions:

Number	Descriptions	Date
1	AS-BUILT	04-28-16
2	AS-BUILT	08-01-16

Designed	OTVD
Drawn	OTVD
Checked	OTVD

Approval Date _____

Submittal _____

Scale (See Plan)

Sheet Title

PREMISE
BLDG "C" & "AAA" PORT.

TELECOM

ZONE 13, 14 & 27

Sheet Number

T3-07 AB



PATRIOT HS
 4355 Camino Real
 Jurupa Valley, CA 92509



Information Technology Solutions, LLC
 "From Concept to Completion."
 Phone: (760) 369-8418



17691 Mitchell North
 Irvine, CA 92614
 Phone (949) 247-3800
 Fax (949) 236-8478
 WWW.TEAMONTARGET.COM

ISSUED
 DATE: 8-01-2016

Number	Descriptions	Date
AS-BUILT		04-28-16
AS-BUILT		08-01-16

Designed OTVD
 Drawn OTVD
 Checked OTVD

Approval Date _____

Submital _____

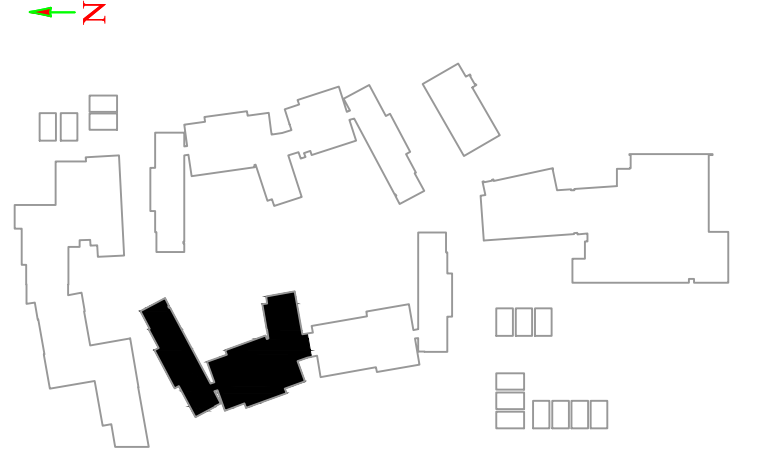
Scale _____ (See Plan)

Sheet Title

**BLDG "D"
 FIRST FLOOR
 TELECOM
 ZONE 15 16**

Sheet Number

T3-08 AB




ZONE 15

ZONE 16



PATRIOT HS
4355 Camino Real
Jurupa Valley, CA 92509



Information Technology Solutions, LLC
"From Concept to Completion."
Phone: (760) 369-8418



17691 Mitchell North
Irvine, CA 92614
Phone (949) 247-3800
Fax (949) 236-8478
WWW.TEAMONTARGET.COM

ISSUED
DATE: 8-01-2016

Number	Descriptions	Date
AS-BUILT		04-26-16
AS-BUILT		08-01-16

Designed OTVD
Drawn OTVD
Checked OTVD

Approval Date

Submittal

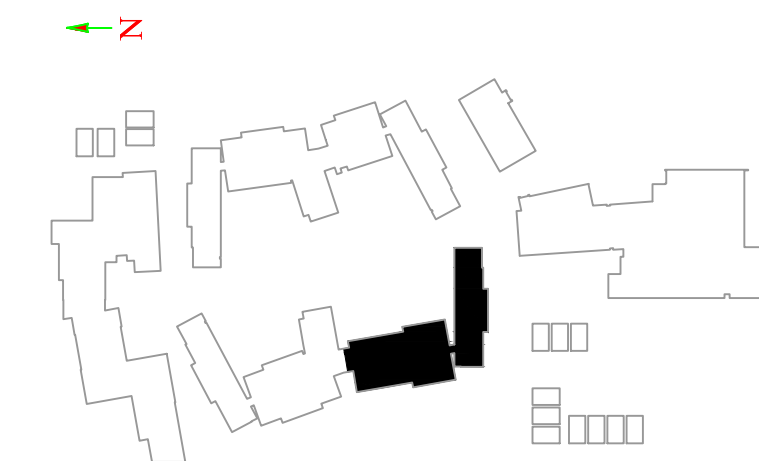
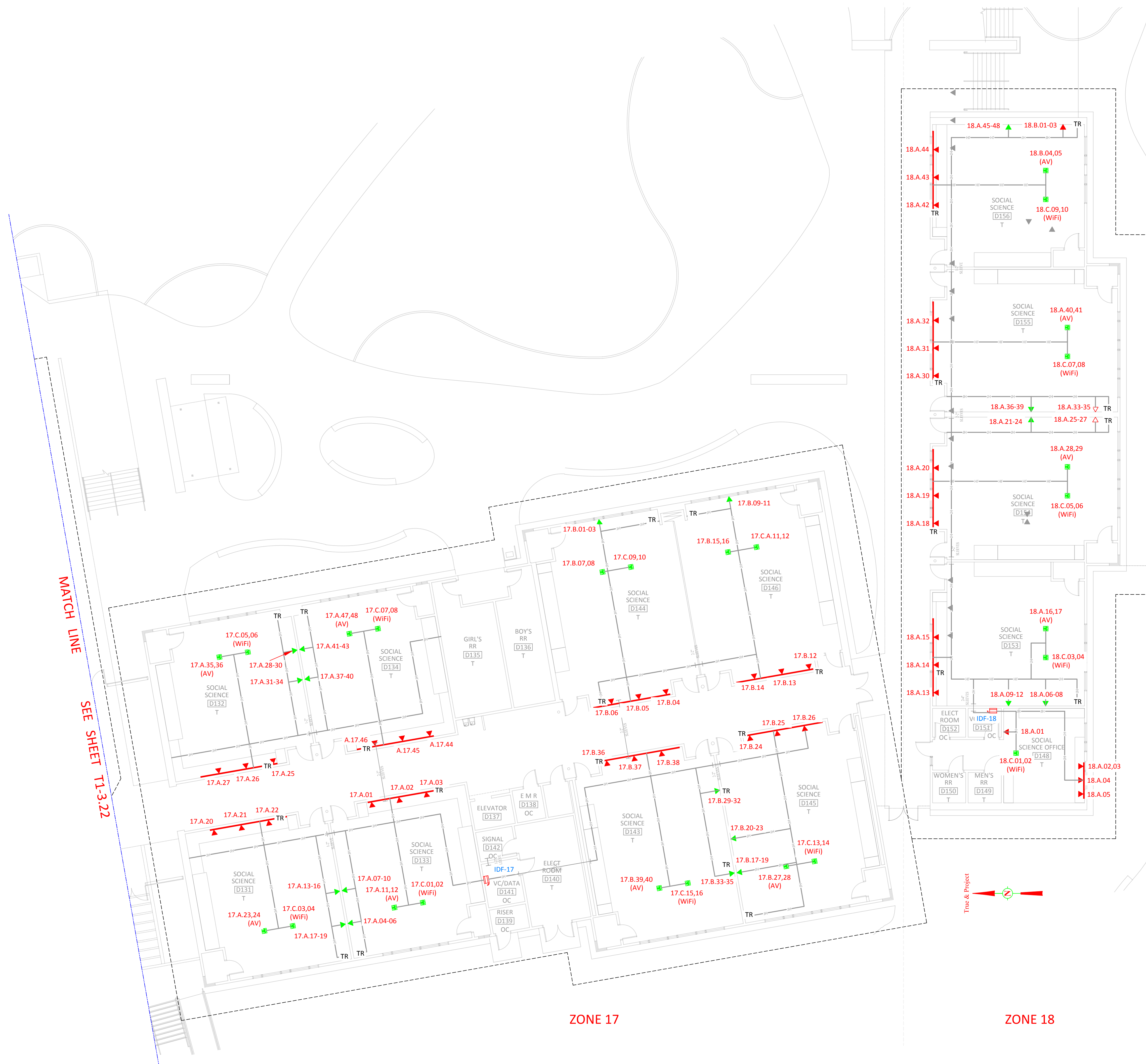
Scale (See Plan)

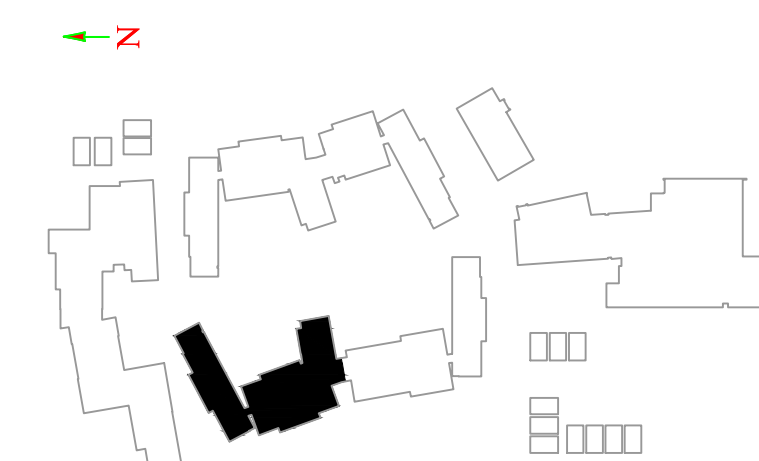
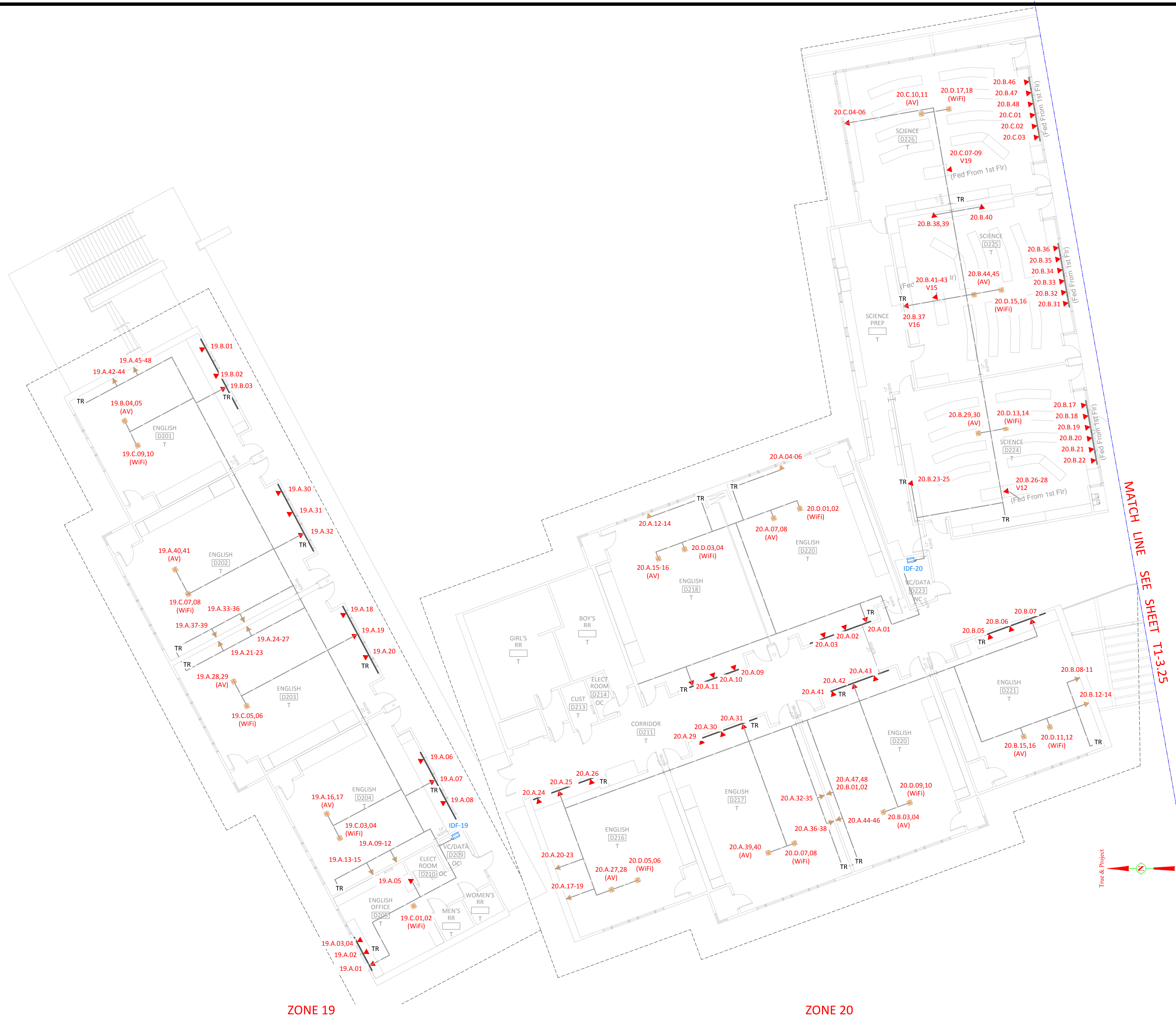
Sheet Title

BLDG "D"
FIRST FLOOR
TELECOM
ZONE 17 & 18

Sheet Number

T3-09 AB






PATRIOT HS
4355 Camino Real
Jurupa Valley, CA 92509



Information Technology Solutions, LLC
"From Concept to Completion."
Phone: (760) 369-8418



17691 Mitchell North
Irvine, CA 92614
Phone (949) 247-3800
Fax (949) 236-8478
WWW.TEAMONTARGET.COM

ISSUED
DATE: 8-01-2016

Revisions:

Number	Descriptions	Date
1	AS-BUILT	04-26-16
2	AS-BUILT	08-01-16

Designed	OTVD
Drawn	OTVD
Checked	OTVD

Approval Date: _____

Submittal: _____

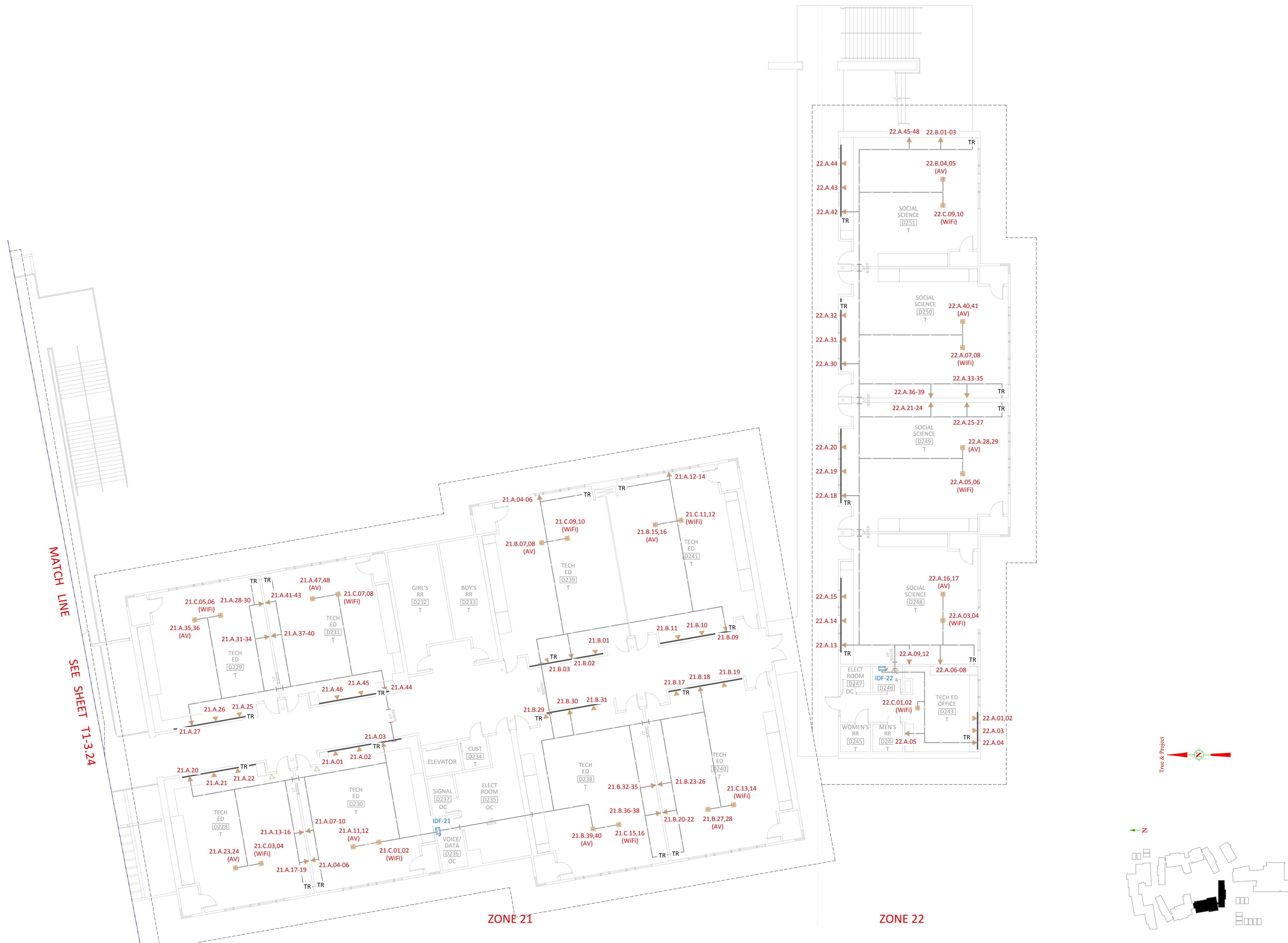
Scale: _____ (See Plan)

Sheet Title: _____

BLDG "D"
SECOND FLOOR
TELECOM
ZONE 19 20

Sheet Number: _____

T3-10 AB



PATRIOT HS
4355 Camino Real
Jurupa Valley, CA 92509



Information Technology Solutions, LLC
"From Concept to Completion."
Phone: (760) 369-8418



17691 Mitchell North
Irvine, CA 92614
Phone (949) 247-3800
Fax (949) 236-8478
WWW.TEAMONTARGET.COM

ISSUED
DATE: 8-01-2016

Number	Descriptions	Date
AS-BUILT		04-28-16
AS-BUILT		08-01-16

Designed	OTVD
Drawn	OTVD
Checked	OTVD

Approval Date

Submittal

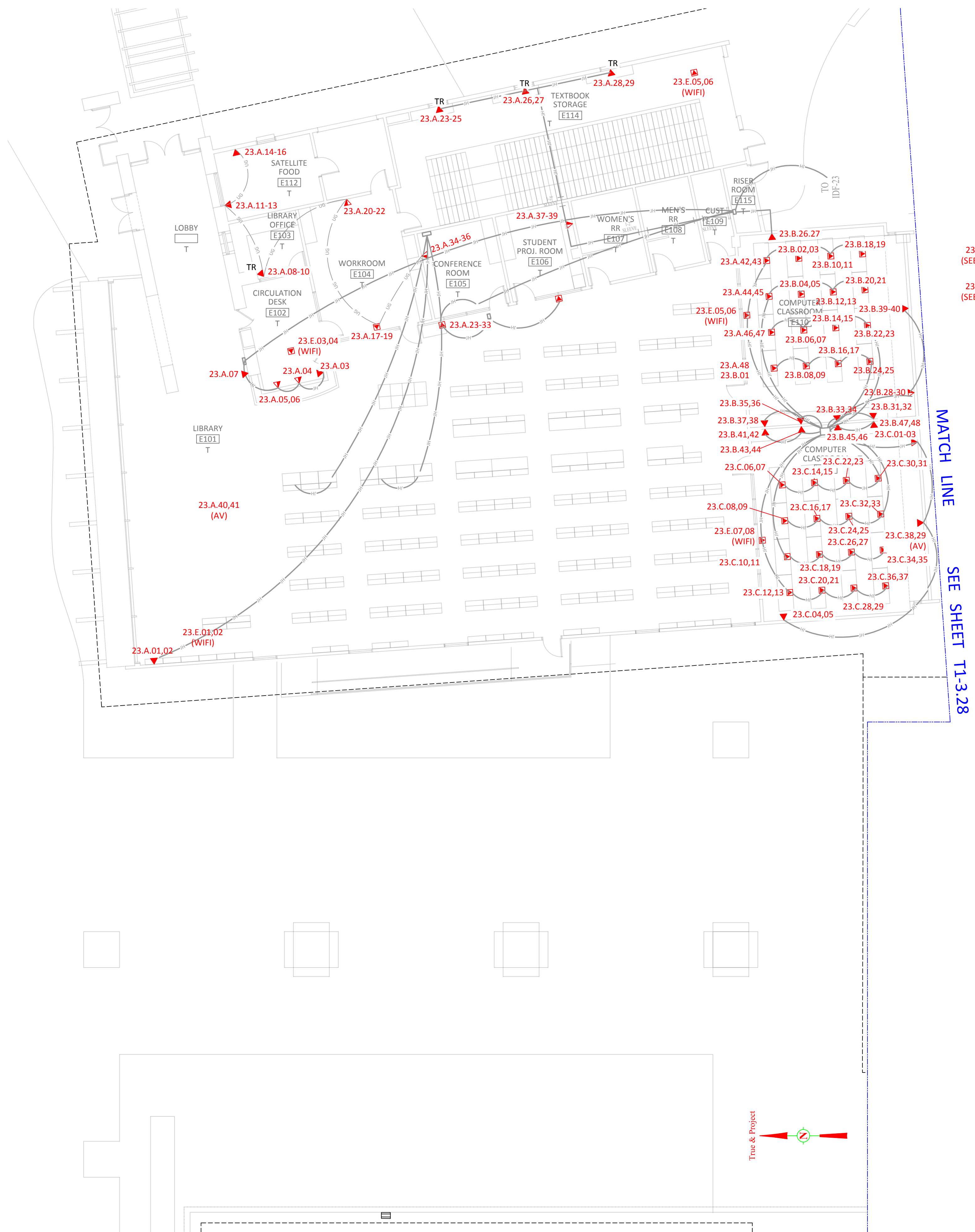
Scale (See Plan)

Sheet Title

BLDG "D"
SECOND FLOOR
TELECOM
ZONE 21 22

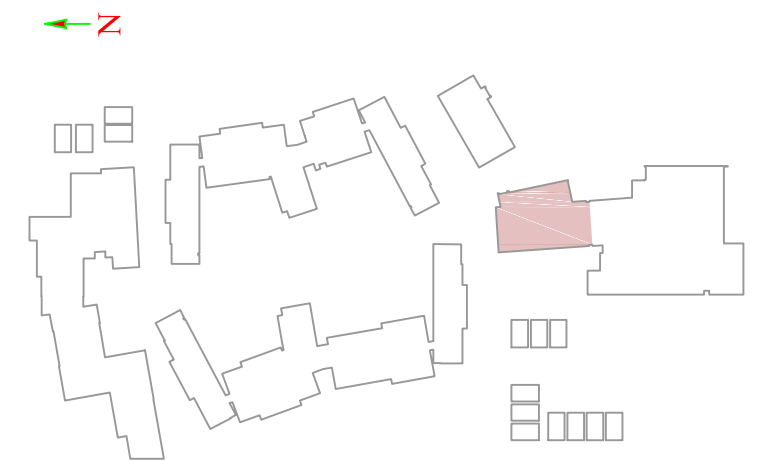
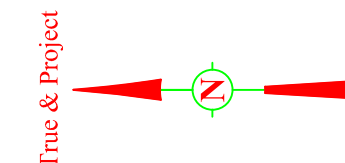
Sheet Number

T3-11 AB



FOR
23.E.11-14
(SEE T1-3.27)
FOR
23.C.40-48
(SEE T1-3.27)

MATCH LINE
SEE SHEET T1-3.28



PATRIOT HS
4355 Camino Real
Jurupa Valley, CA 92509



Information Technology Solutions, LLC
"From Concept to Completion."
Phone: (760) 369-8418



17691 Mitchell North
Irvine, CA 92614
Phone (949) 247-3800
Fax (949) 236-8478
WWW.TEAMONTARGET.COM

ISSUED
DATE: 8-01-2016

Revisions:	Number	Descriptions:	Date:
	1	AS-BUILT	04-28-16
	2	AS-BUILT	08-01-16

Designed OTVD
Drawn OTVD
Checked OTVD

Approval Date

Submittal

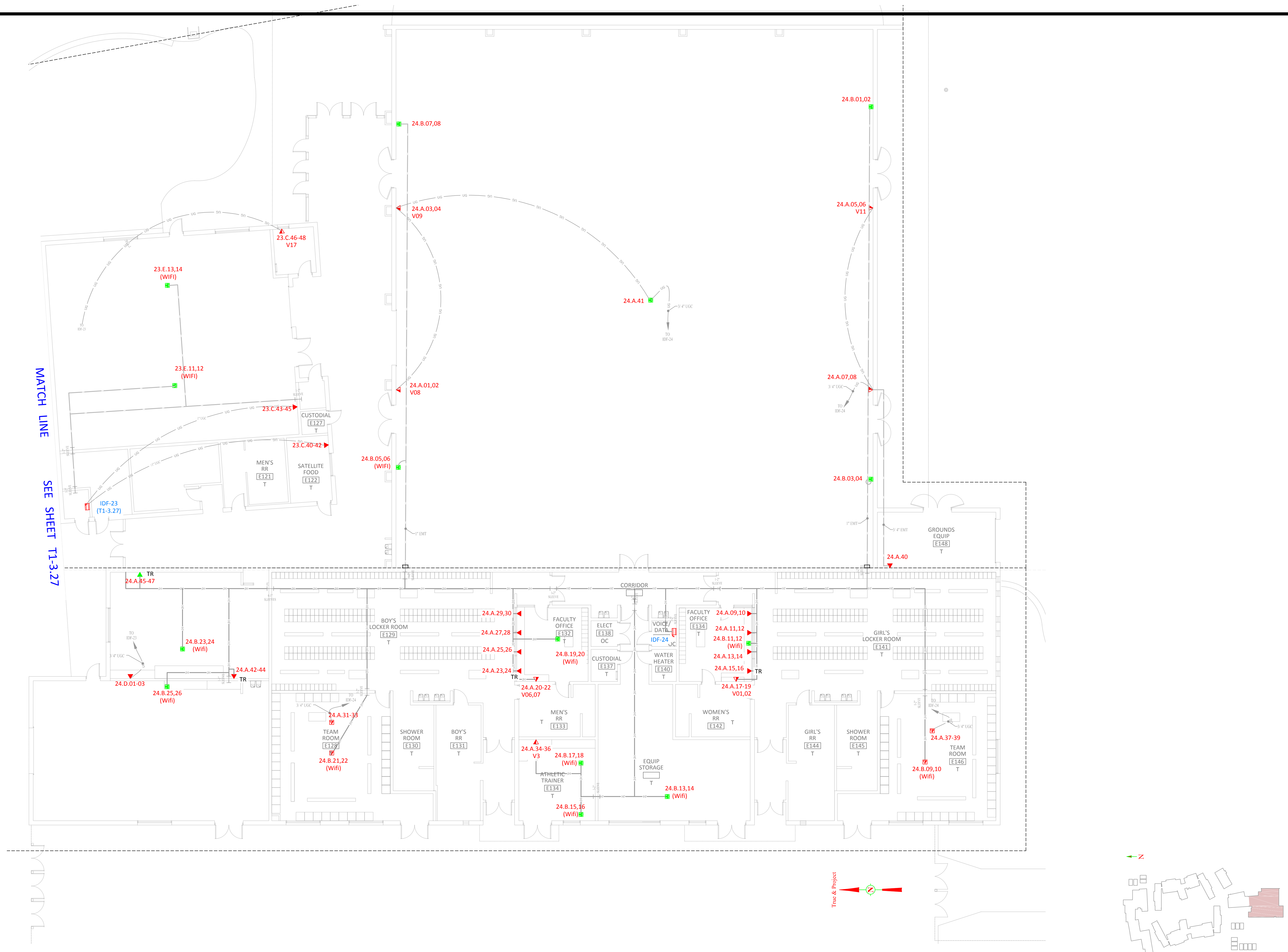
Scale (See Plan)

Sheet Title

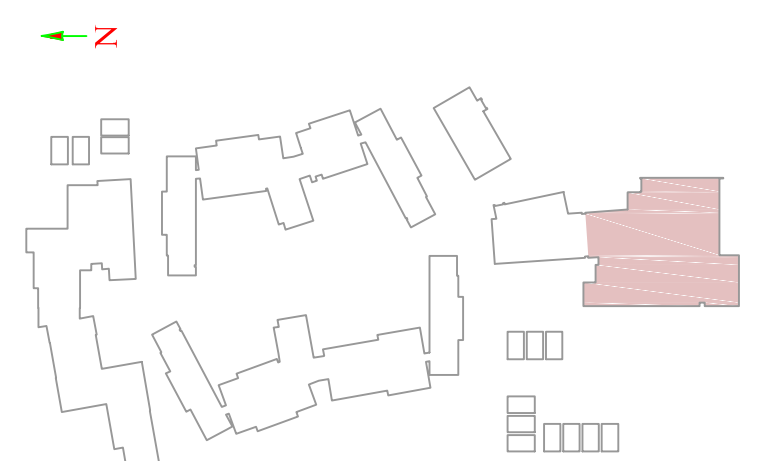
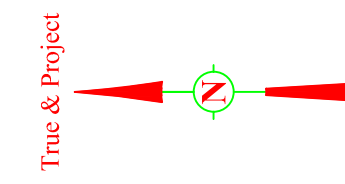
BLDG "E"
NORTH
TELECOM
ZONE 23

Sheet Number


T3-12 AB



MATCH LINE SEE SHEET T1-3-27



PATRIOT HS
4355 Camino Real
Jurupa Valley, CA 92509



Information Technology Solutions, LLC
From Concept to Completion
Phone: (760) 369-8418



17691 Mitchell North
Irvine, CA 92614
Phone (949) 247-3800
Fax (949) 236-8478
WWW.TEAMONTARGET.COM

ISSUED
DATE: 8-01-2016

Revisions:	Number	Descriptions:	Date:
	AS-BUILT		04-26-16
	AS-BUILT		08-01-16

Designed	OTVD
Drawn	OTVD
Checked	OTVD

Approval Date _____

Submittal _____

Scale _____ (See Plan)

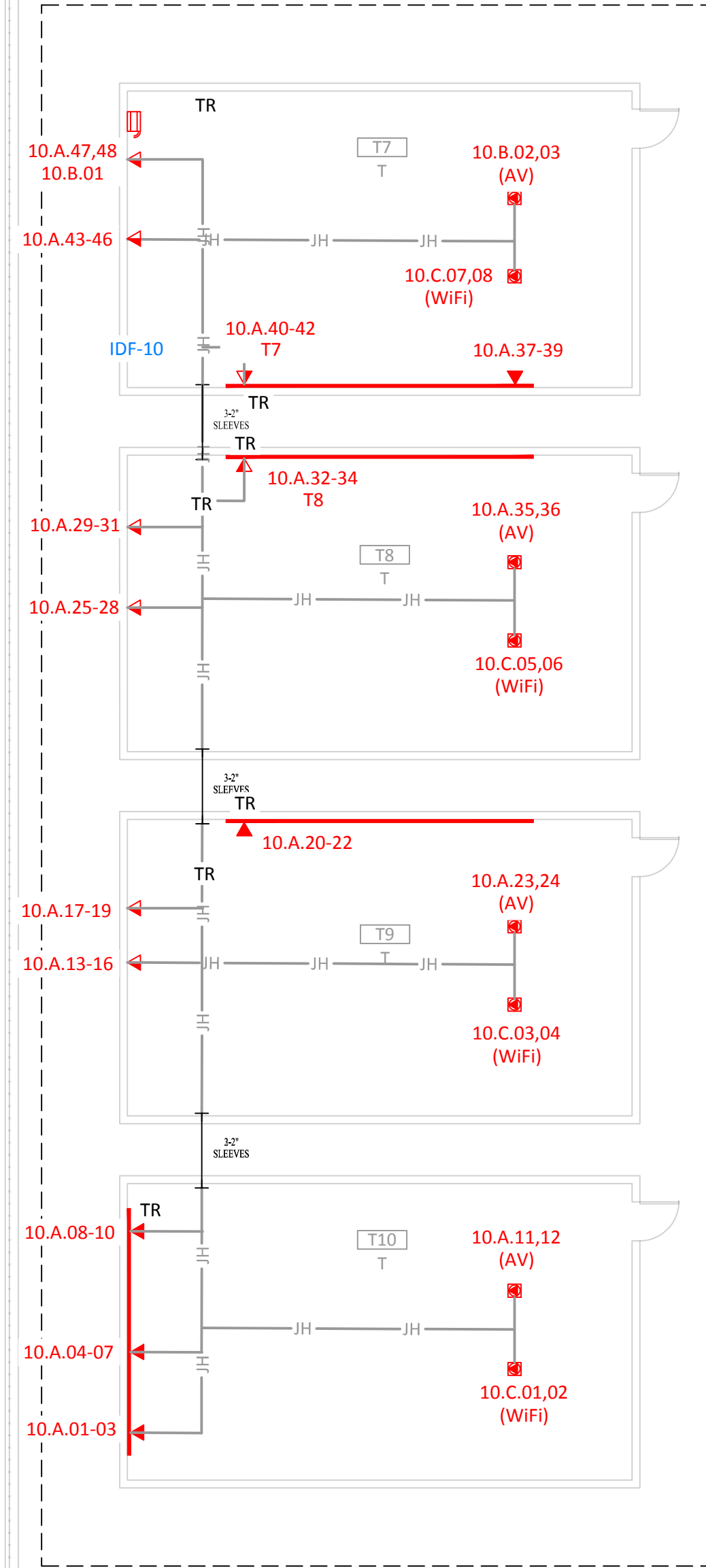
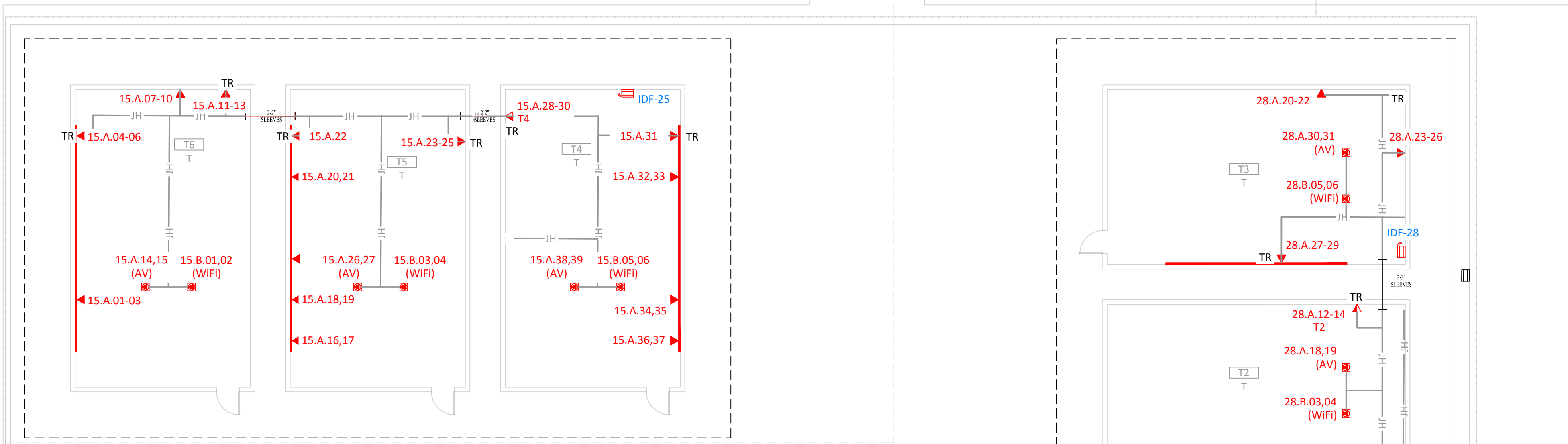
Sheet Title

**BLDG "E"
SOUTH
TELECOM
ZONE 24**

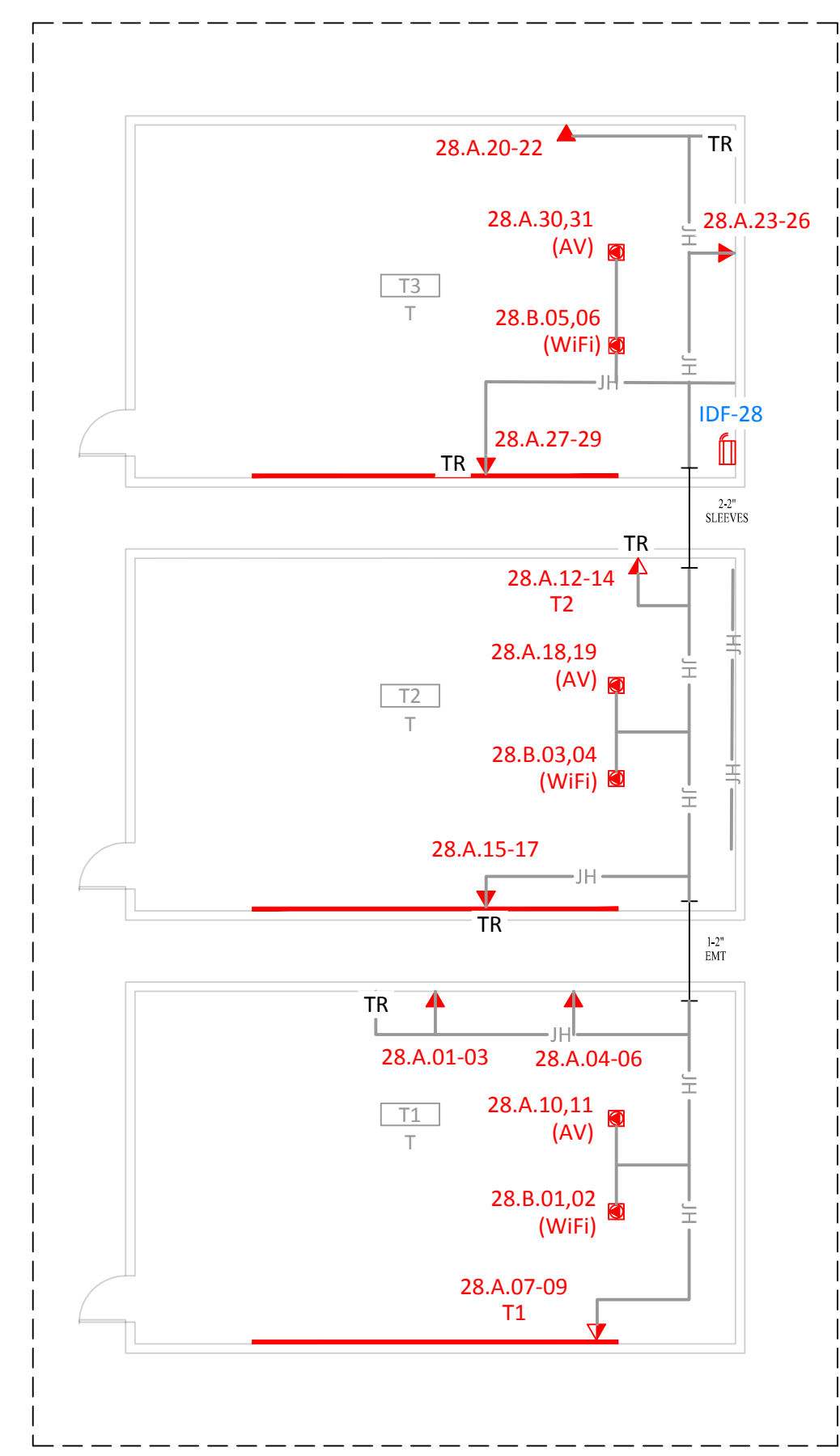
Sheet Number

T3-13 AB

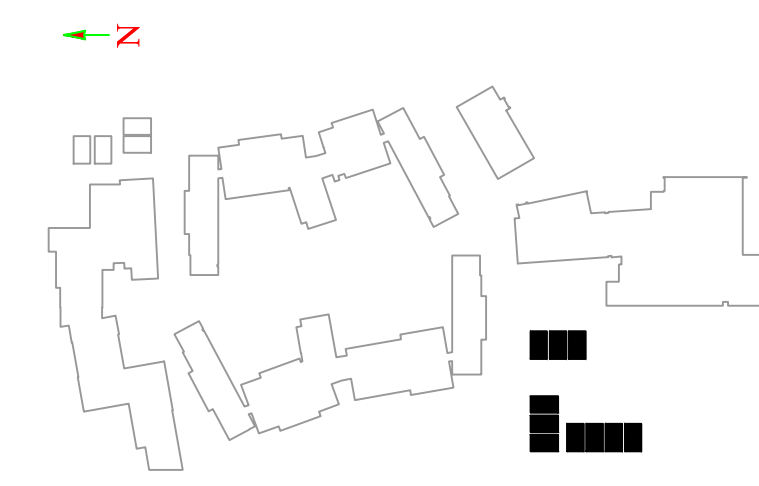
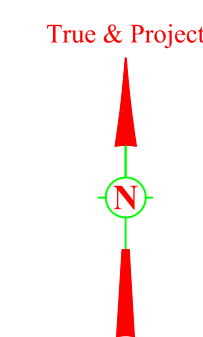
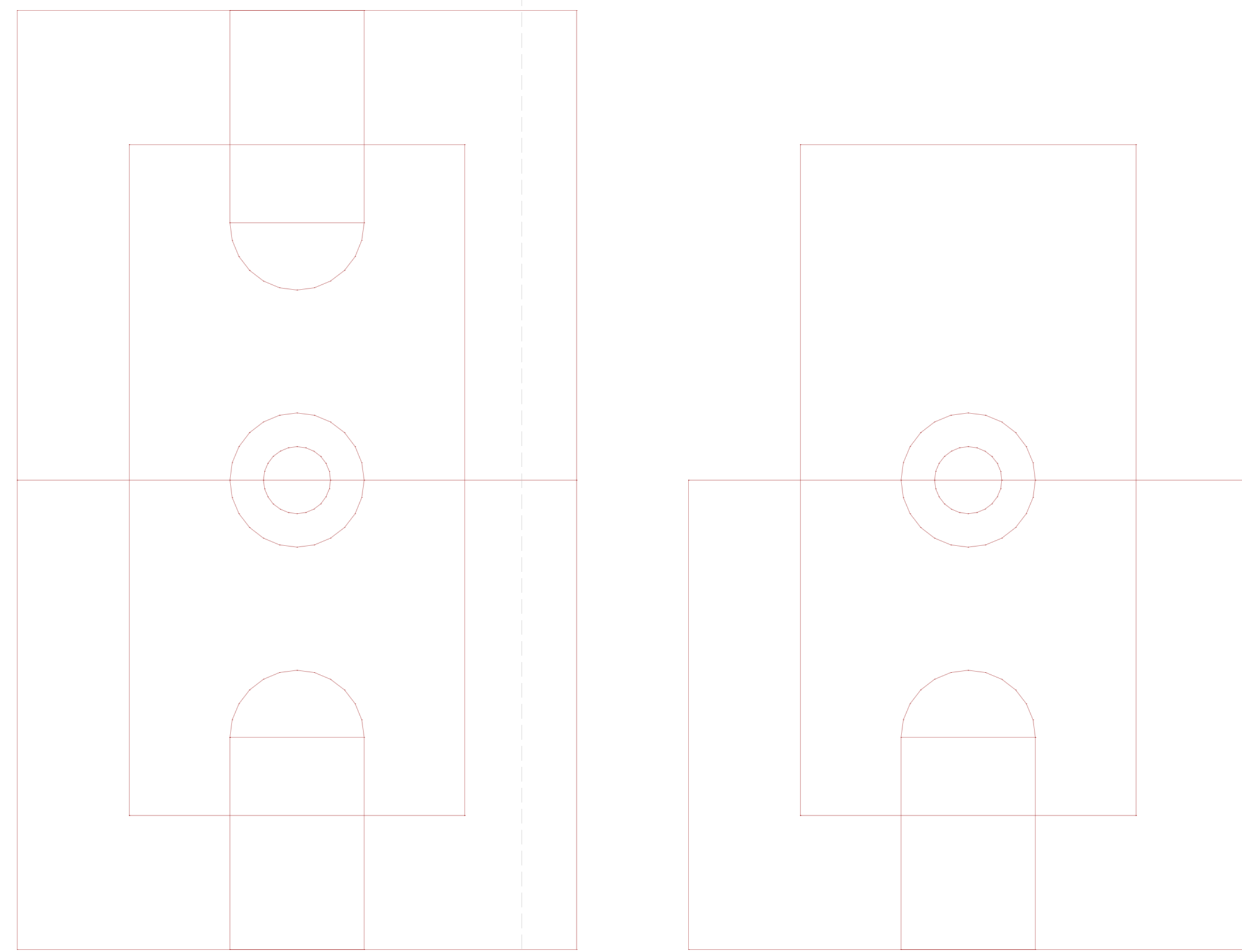
ZONE 25



ZONE 10



ZONE 28



PATRIOT HS
4355 Camino Real
Jurupa Valley, CA 92509



Information Technology Solutions, LLC
"From Concept to Completion."
Phone: (760) 369-8418



17691 Mitchell North
Irvine, CA 92614
Phone (949) 247-3800
Fax (949) 236-8478
WWW.TEAMONTARGET.COM

ISSUED
DATE: 8-01-2016

Revisions:

Number	Descriptions	Date
1	AS-BUILT	04-28-16
2	AS-BUILT	08-01-16

Designed OTVD
Drawn OTVD
Checked OTVD

Approval Date _____

Submittal _____

Scale (See Plan)

Sheet Title

"T" PORTABLES

TELECOM

ZONE 10 25 28

Sheet Number

T3-14 AB

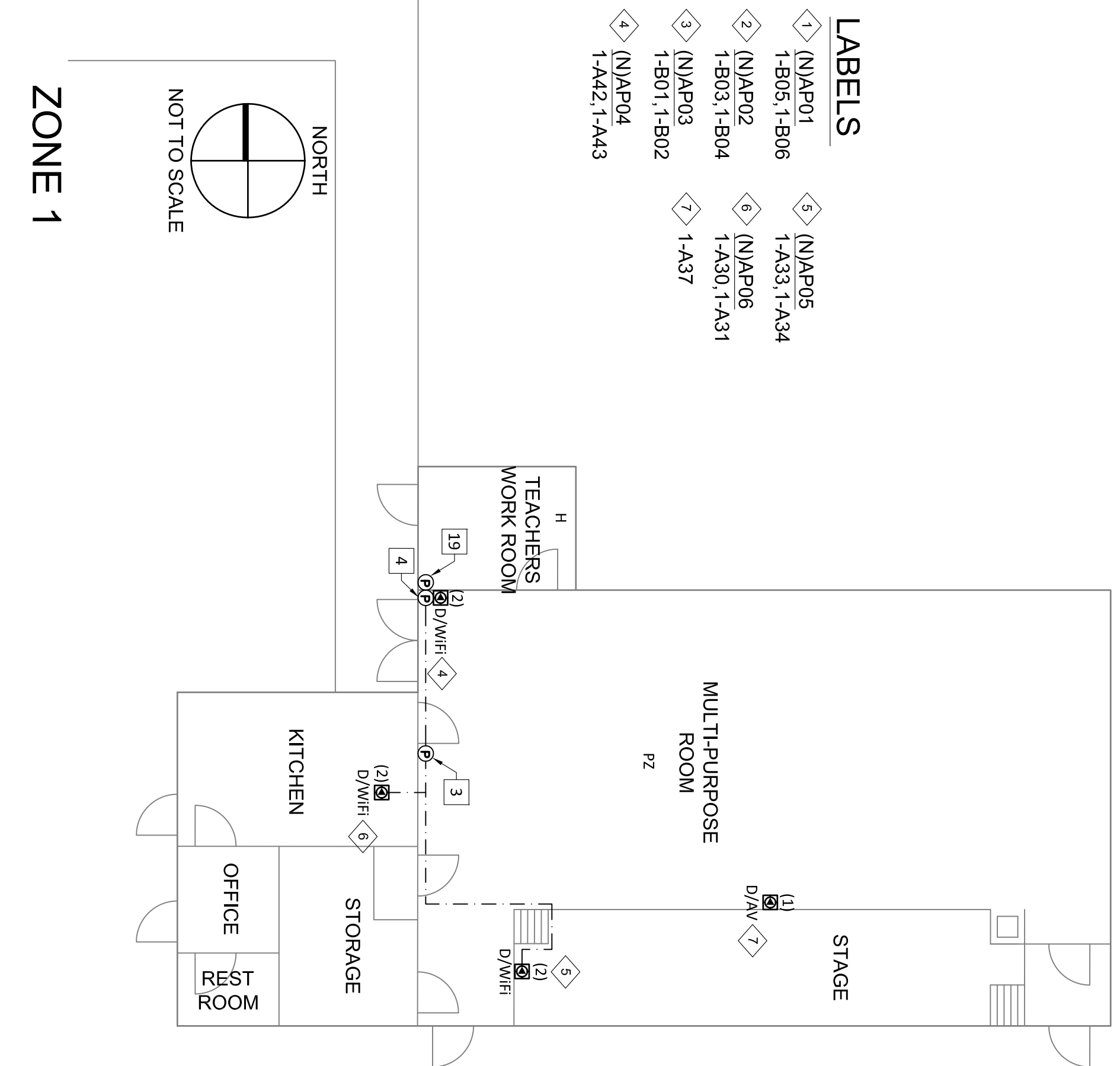


Revision No.	Description	Date

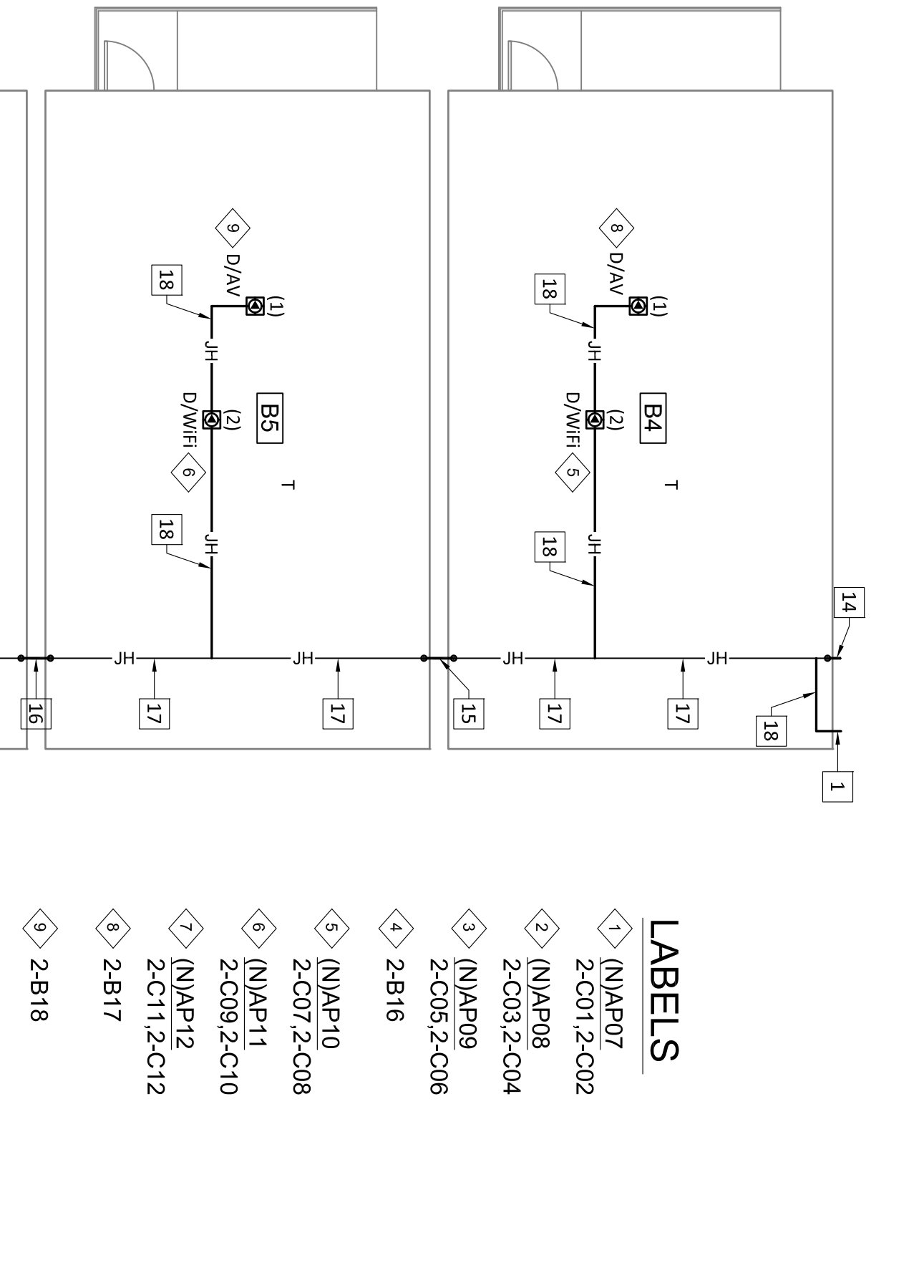
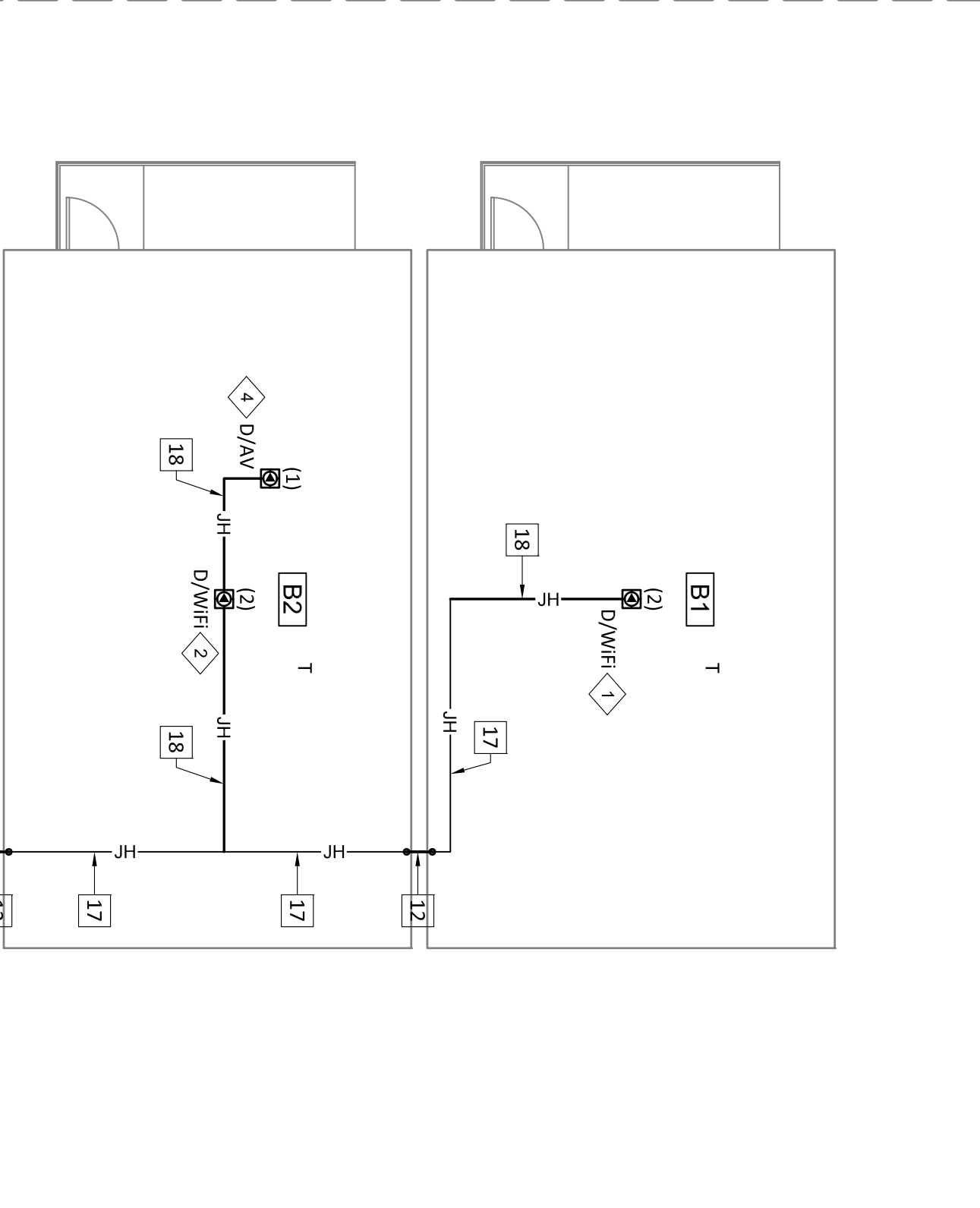
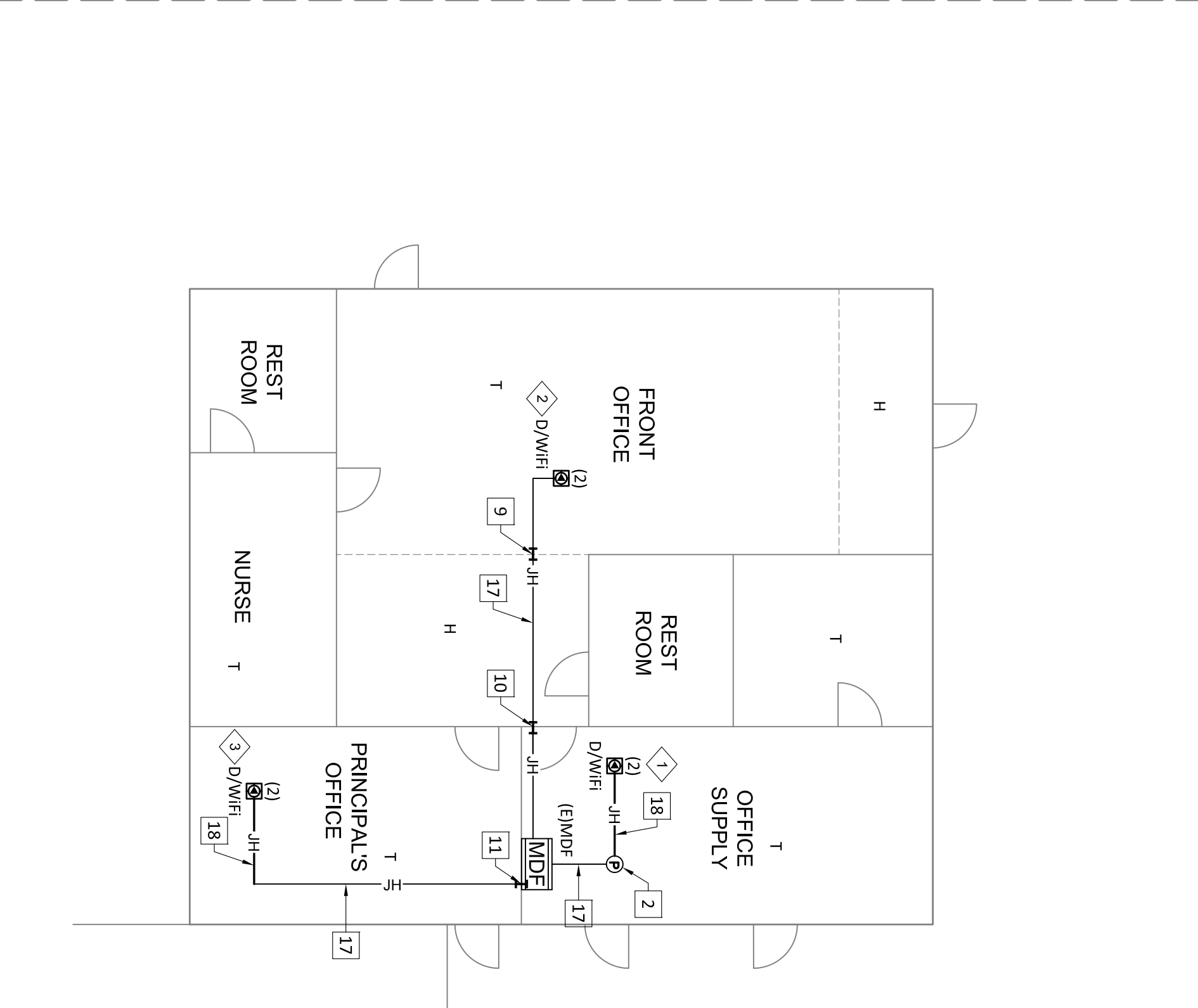


KEYED REFERENCE NOTES:

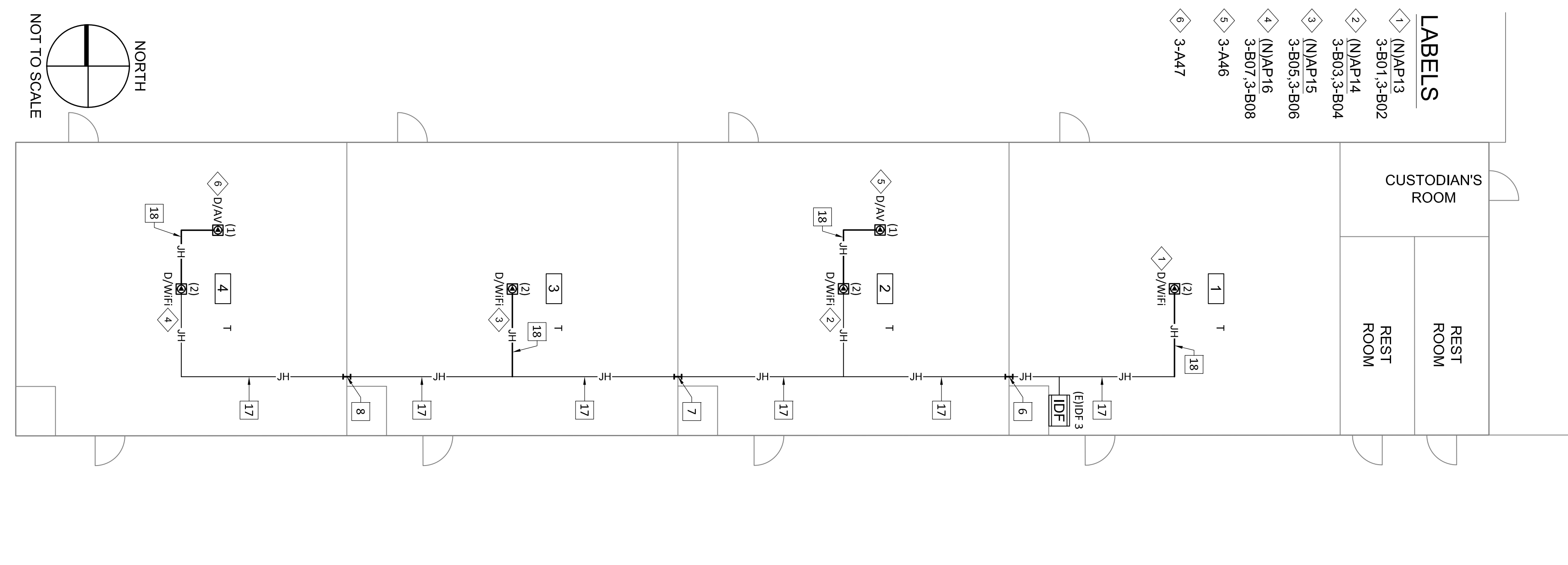
- 1 (N) 2" LIQUID TIGHT
- 2 IPB17 - (E) 18"H X 18"W X 6"D NEMA 1 PULLBOX
- 3 IPB20 - (E) 8"H X 8"W X 6"D NEMA 1 PULLBOX
- 4 IPB19 - (E) 12"H X 12"W X 6"D NEMA 1 PULLBOX
- 5 NOT USED
- 6 (N) 2" PENETRATION/SLEEVE (1/2")
- 7 FS01,FS02 (E) 2" PENETRATION/SLEEVE
- 8 FS03,FS04 (E) 2" PENETRATION/SLEEVE
- 9 FS05,FS06 (E) 2" PENETRATION/SLEEVE
- 10 FS07 (E) 2" PENETRATION/SLEEVE
- 11 FS08 (E) 2" PENETRATION/SLEEVE
- 12 FS09,FS10 (E) 2" SEAL TIGHT
- 13 FS11,FS12 (E) 2" SEAL TIGHT
- 14 FS13,FS14 (E) 2" SEAL TIGHT
- 15 FS15,FS16 (E) 2" SEAL TIGHT
- 16 FS17,FS18 (E) 2" SEAL TIGHT
- 17 FS19,FS20 (E) 2" SEAL TIGHT
- 18 (E) J-HOOK PATHWAY
- 19 IPB18 - (E) 18"H X 18"W X 6"D NEMA 1 PULLBOX



- LABELS**
- 1 (N)AP01 1-B05-1-B06
 - 2 (N)AP02 1-B03-1-B04
 - 3 (N)AP03 1-B01-1-B02
 - 4 (N)AP04 1-A42-1-A43
 - 5 (N)AP05 1-A33-1-A34
 - 6 (N)AP06 1-A30-1-A31
 - 7 1-A37



- LABELS**
- 1 (N)AP07 2-C01 2-C02
 - 2 (N)AP08 2-C03 2-C04
 - 3 (N)AP09 2-C05 2-C06
 - 4 2-B16
 - 5 (N)AP10 2-C07 2-C08
 - 6 (N)AP11 2-C09 2-C10
 - 7 (N)AP12 2-C11 2-C12
 - 8 2-B17
 - 9 2-B18




- LABELS**
- 1 (N)AP13 3-B01,3-B02
 - 2 (N)AP14 3-B03,3-B04
 - 3 (N)AP15 3-B05,3-B06
 - 4 (N)AP16 3-B07,3-B08
 - 5 3-A46
 - 6 3-A47

*THESE DRAWINGS WERE PREPARED AND DRAWN BY VECTOR USA

VARIOUS SITES
4850 PEDLEY ROAD
JURUPA VALLEY, CA 92509

11 ES Wifi UPGRADE
E-RATE YEAR 18
PEDLEY ELEMENTARY SCHOOL
5871 HUDSON STREET, PEDLEY, CA
ZONE 1, 2, & 3 AS-BUILT



Approved By:	ITS
Designed:	ITS
Drawn By:	LP
Checked:	PM
Reviewed:	JP
Date:	03/02/2016
ITS Project Number:	1014-283
Scale:	NTS
Drawing Number:	T6-3.1

Revision No.	Description	Date

Gary L. Hillier
 COMMUNICATIONS & SECURITY
 NETWORK TRANSPORT SYSTEMS ENGINEER
 No. 22208
 License No. 001292003

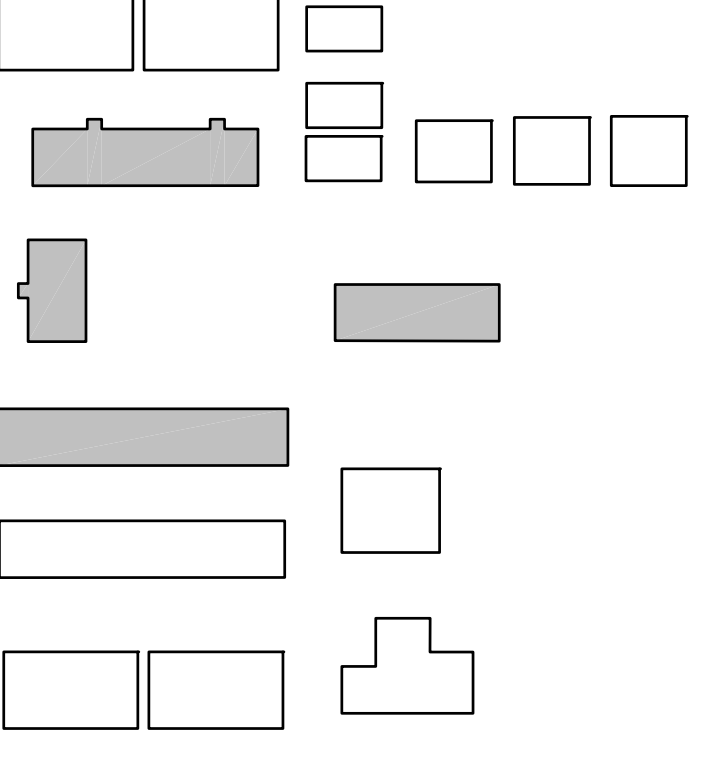
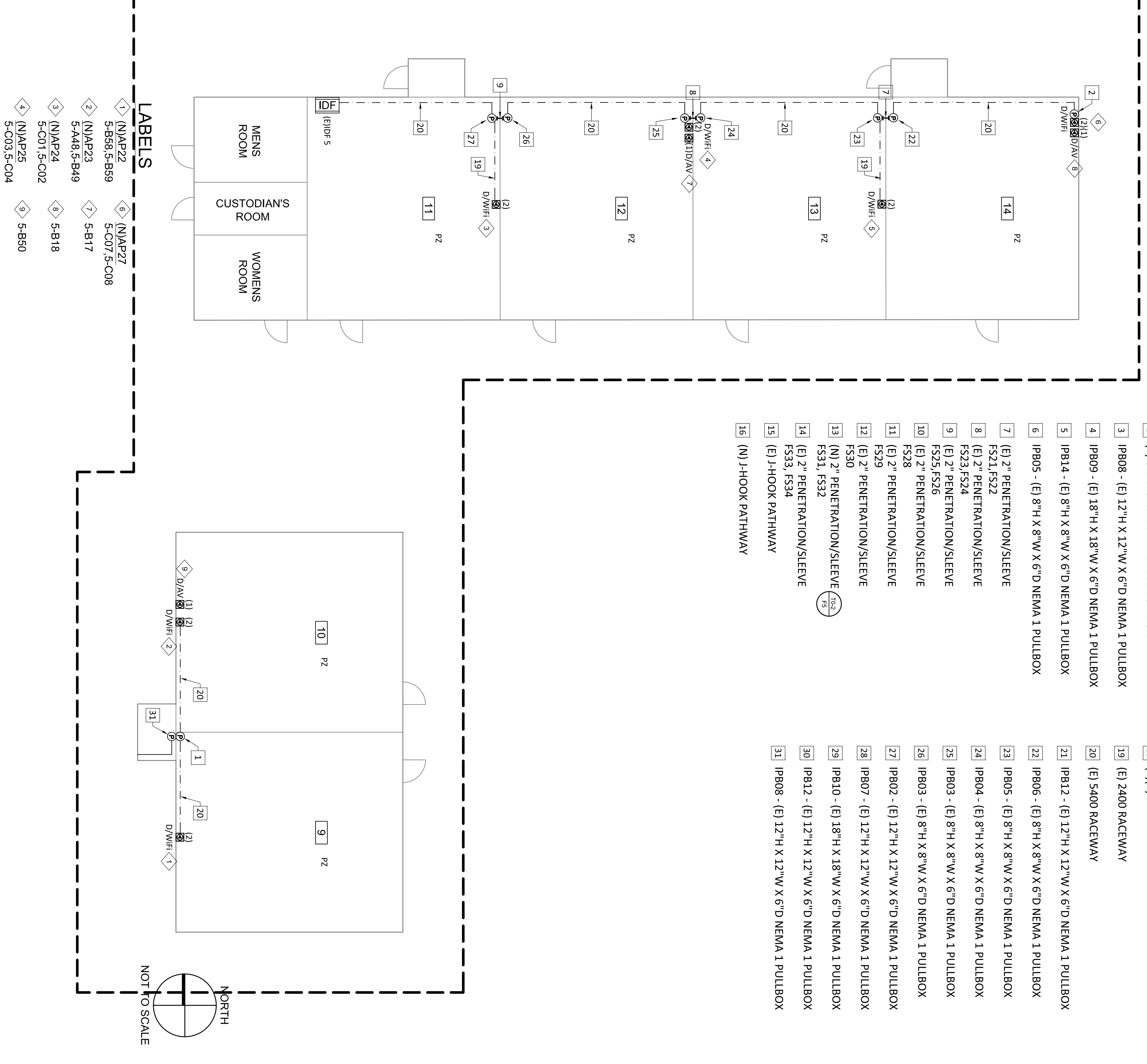
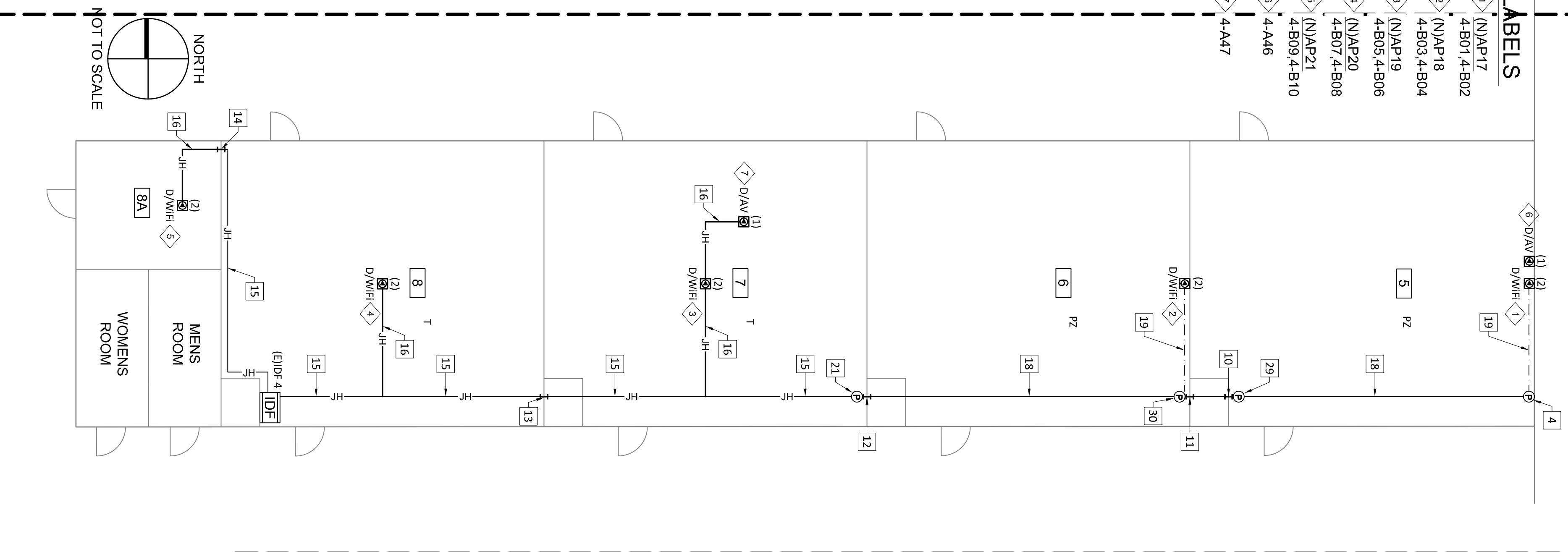
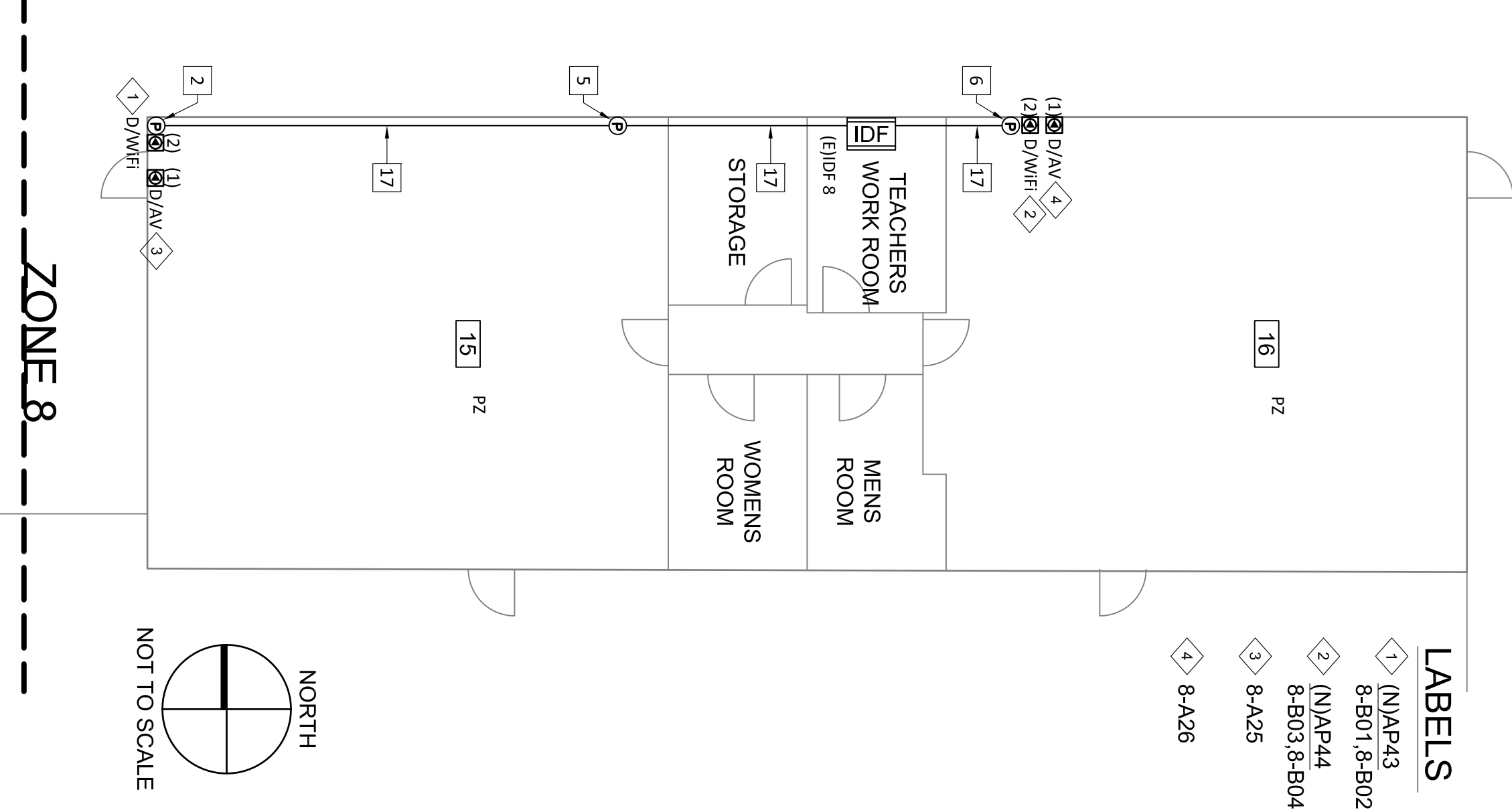
VARIOUS SITES
 4850 PEDLEY ROAD
 JURUPA VALLEY, CA 92509

11 ES Wifi UPGRADE
 E-RATE YEAR 18

PEDLEY ELEMENTARY SCHOOL
 5871 HUDSON STREET, PEDLEY, CA
 ZONE 4, 5, & 8 AS-BUILT

Approved By: ITS
 Designated: ITS
 Drawn By: LP
 Checked: PM
 Reviewed: JP
 Date: 03/02/2016
 ITS Project Number: 1014-283
 Scale: NTS
 Drawing Number: T6-3.2

*THESE DRAWINGS WERE PREPARED AND DRAWN BY VECTOR USA





Revision No.	Description	Date

*THESE DRAWINGS WERE PREPARED AND DRAWN BY VECTOR USA

Gary L. Hillier
 COMMUNICATIONS DISTRIBUTION ENGINEER
 NETWORK TRANSPORT SYSTEMS ENGINEER
 LICENSE NO. 22208
 License Expires 06/28/2025



PEDLEY ELEMENTARY SCHOOL
 5871 HUDSON STREET, PEDLEY, CA
 ZONE 6 & 7 AS-BUILT

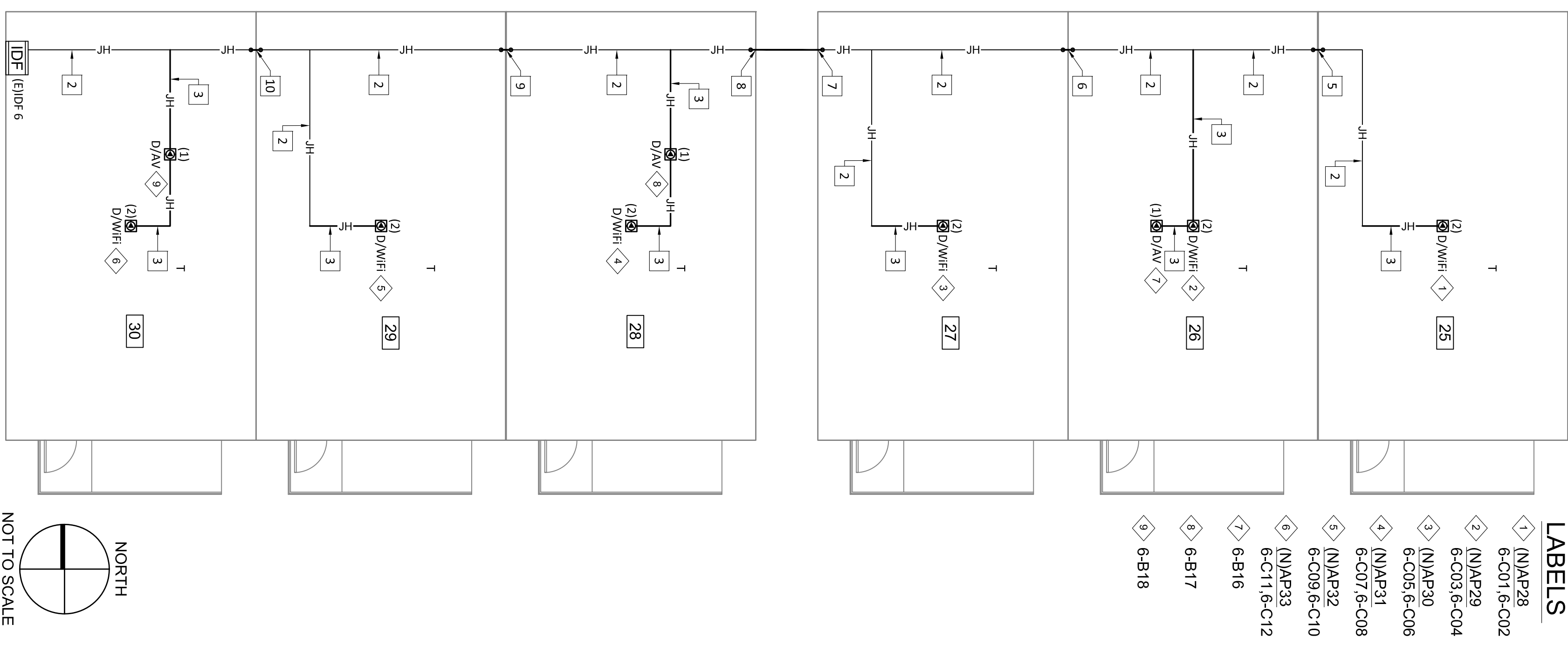
11 ES Wifi UPGRADE
E-RATE YEAR 18

VARIOUS SITES
 4850 PEDLEY ROAD
 JURUPA VALLEY, CA 92509

Approved By:	ITS
Designated:	ITS
Drawn By:	LP
Checked:	PM
Reviewed:	JP
Date:	03/02/2016
ITS Project Number:	1014-283
Scale:	NTS
Drawing Number:	T6-3.3

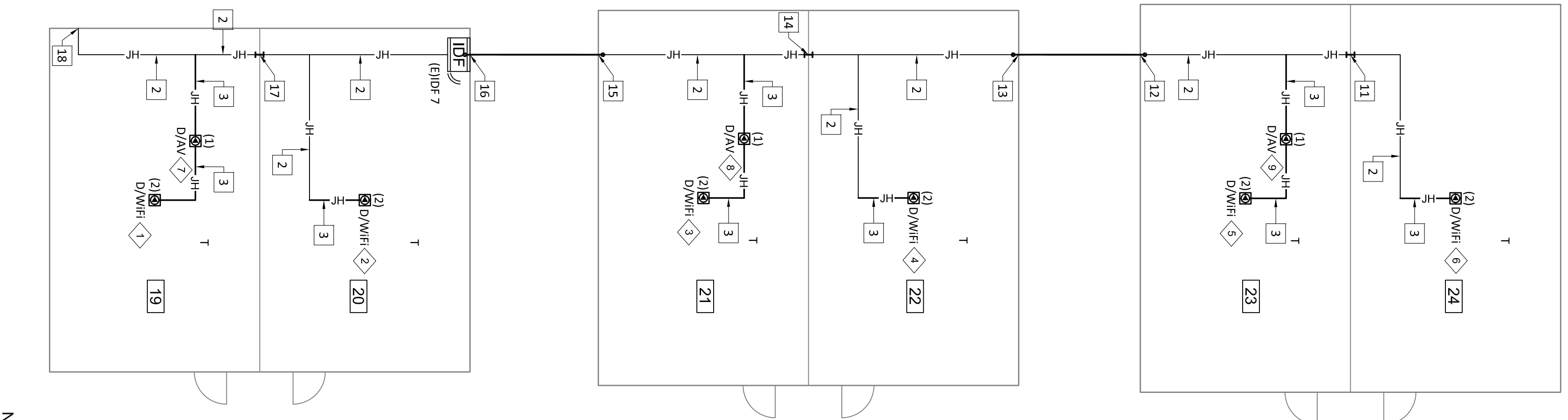
KEYED REFERENCE NOTES:

- 1 NOT USED
- 2 (E) J-HOOK PATHWAY
- 3 (N) J-HOOK PATHWAY
- 4 (E) 12" H X 12" W X 6" D NEMA 1 PULLBOX
- 5 (E) 2" LIQUID TIGHT FS35, FS36
- 6 (E) 2" LIQUID TIGHT FS37, FS38
- 7 (E) 2" LIQUID TIGHT FS39
- 8 (E) 2" LIQUID TIGHT FS40
- 9 (E) 2" LIQUID TIGHT FS41, FS42
- 10 (E) 2" LIQUID TIGHT FS43, FS44
- 11 (E) 2" PENETRATION/SLEEVE FS45, FS46
- 12 (E) 2" LIQUID TIGHT FS47
- 13 (E) 2" LIQUID TIGHT FS48
- 14 (N) 2" PENETRATION/SLEEVE FS49, FS50
- 15 (E) 2" LIQUID TIGHT FS51
- 16 (E) 2" LIQUID TIGHT FS52
- 17 (N) 2" PENETRATION/SLEEVE FS53, FS54
- 18 FSS5, FS56
- 19 (E) 2" PENETRATION/SLEEVE FS57
- 20 (E) 2" PENETRATION/SLEEVE FS58
- 21 (E) 2" LIQUID TIGHT FS59, FS60



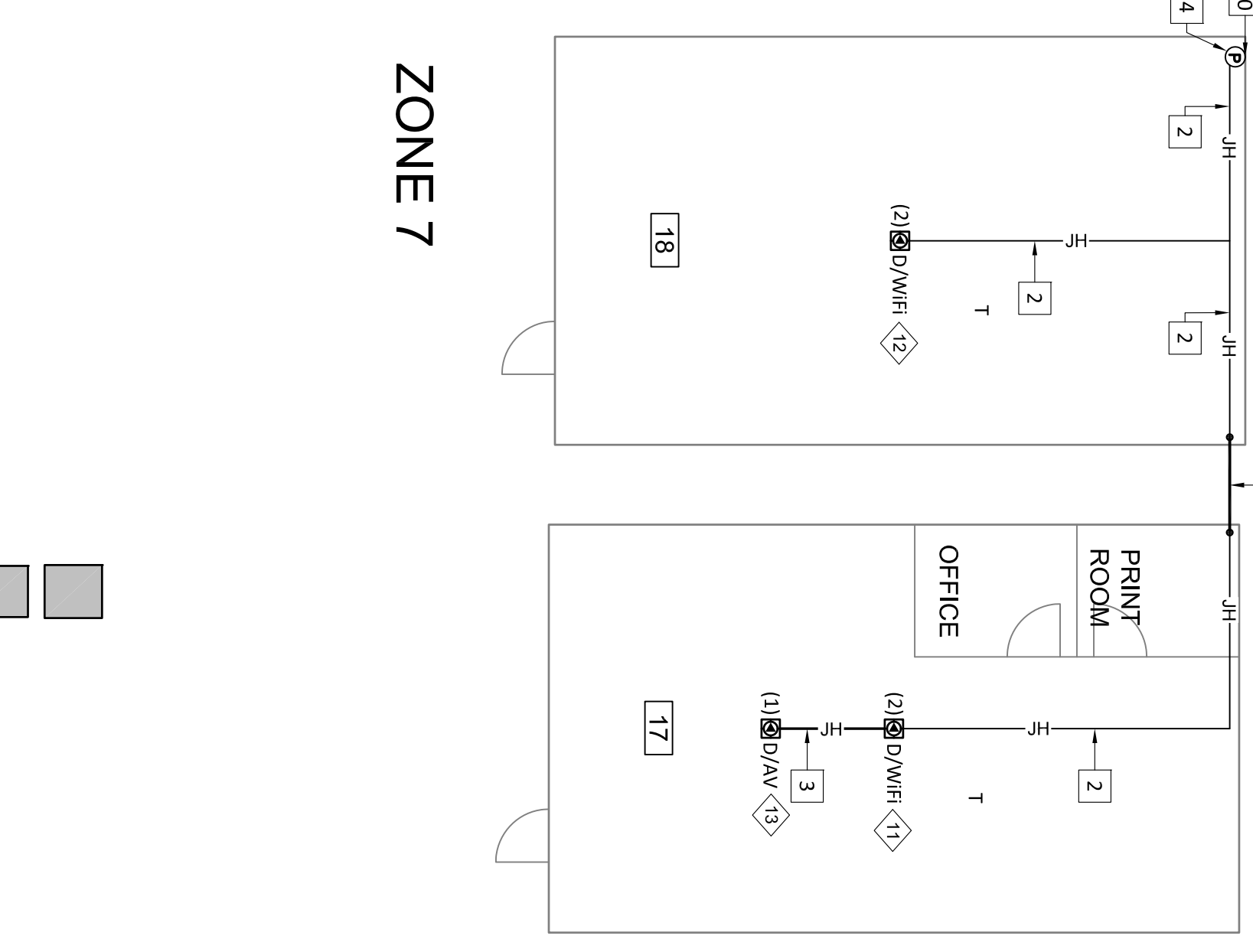
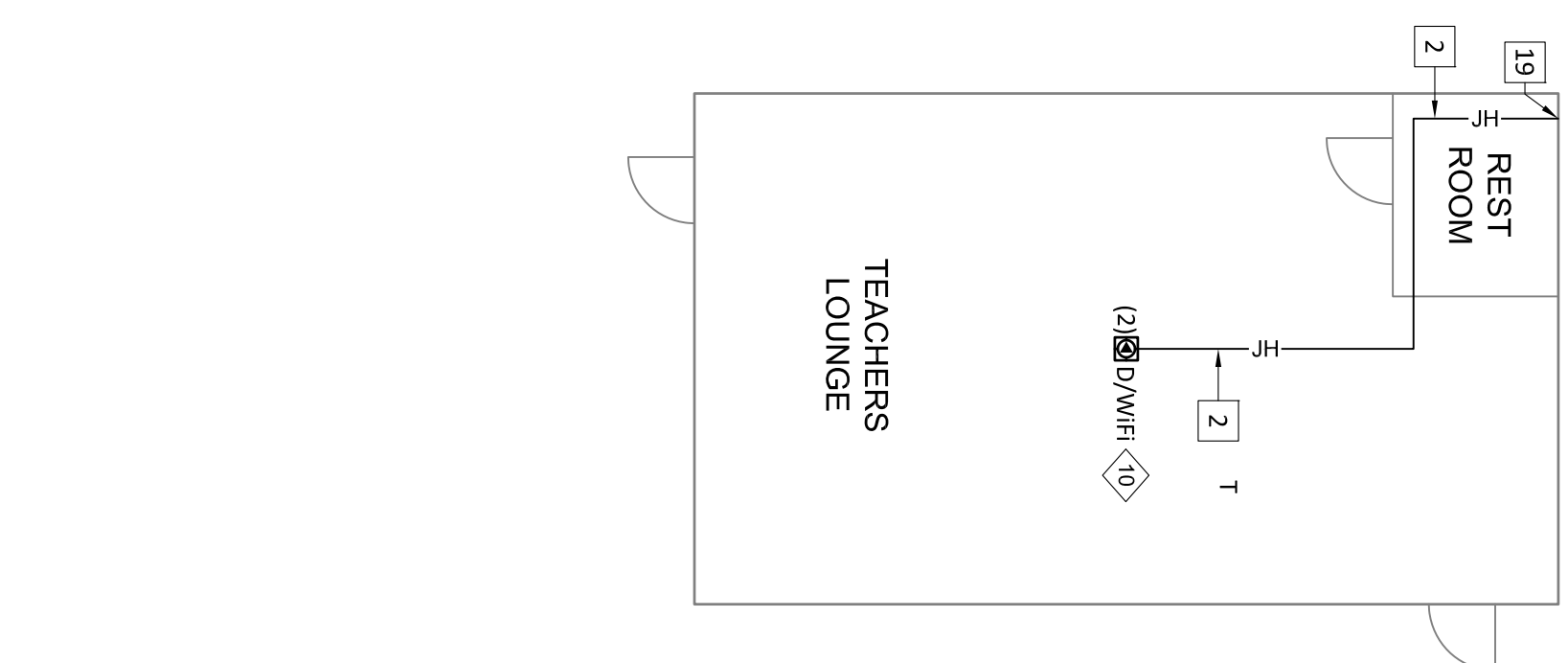
LABELS

- 1 (N)AP28 6-C01,6-C02
- 2 (N)AP29 6-C03,6-C04
- 3 (N)AP30 6-C05,6-C06
- 4 (N)AP31 6-C07,6-C08
- 5 (N)AP32 6-C09,6-C10
- 6 (N)AP33 6-C11,6-C12
- 7 6-B16
- 8 6-B17
- 9 6-B18



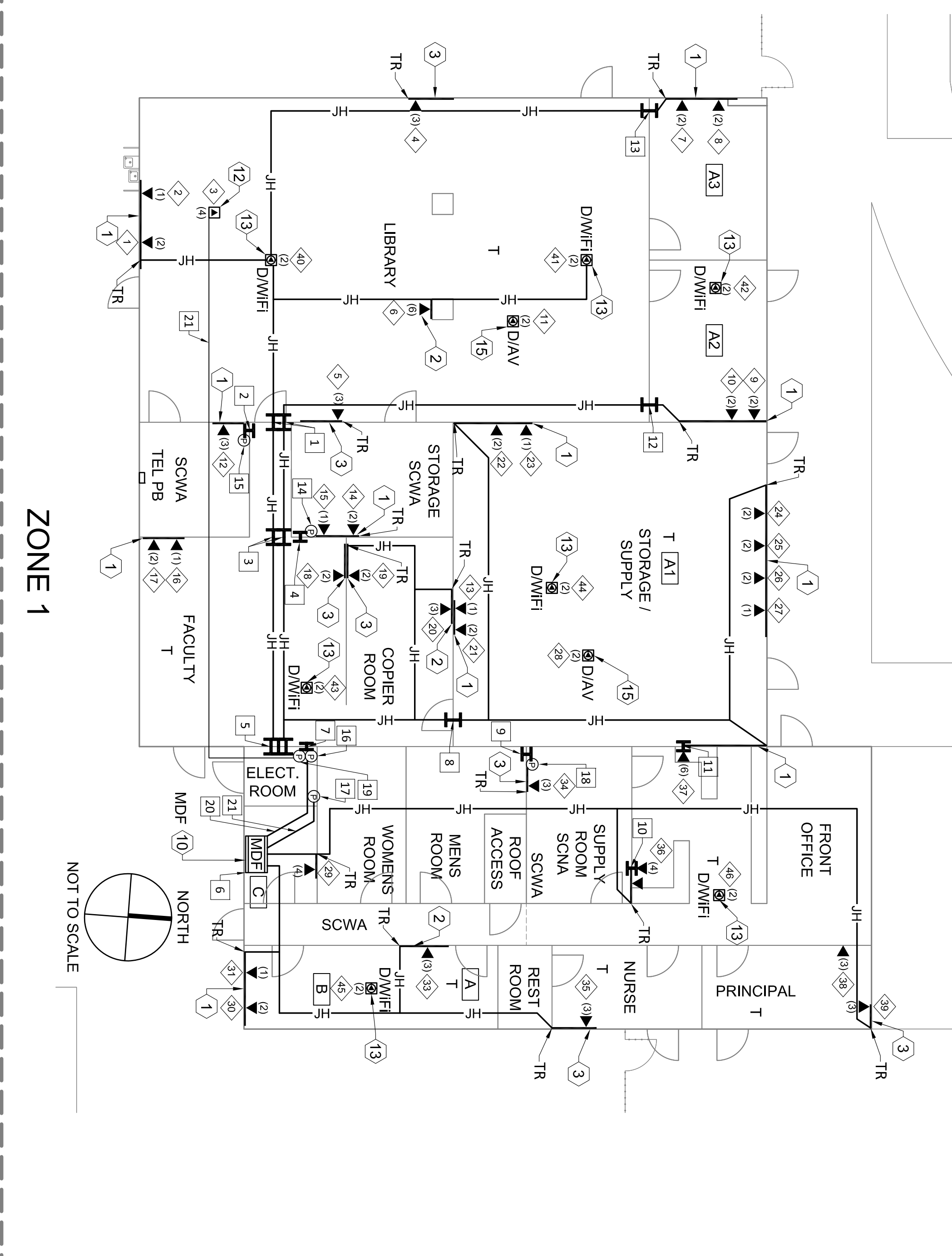
LABELS

- 1 (N)AP37 7-D07,7-D08
- 2 (N)AP38 7-D09,7-D10
- 3 (N)AP39 7-D11,7-D12
- 4 (N)AP40 7-D13,7-D14
- 5 (N)AP41 7-D15,7-D16
- 6 (N)AP42 7-D17,7-D18
- 7 7-C07
- 8 7-C08
- 9 7-C09
- 10 (N)AP34 7-D01,7-D02
- 11 (N)AP35 7-D05,7-D06
- 12 (N)AP36 7-D03,7-D04
- 13 7-C06

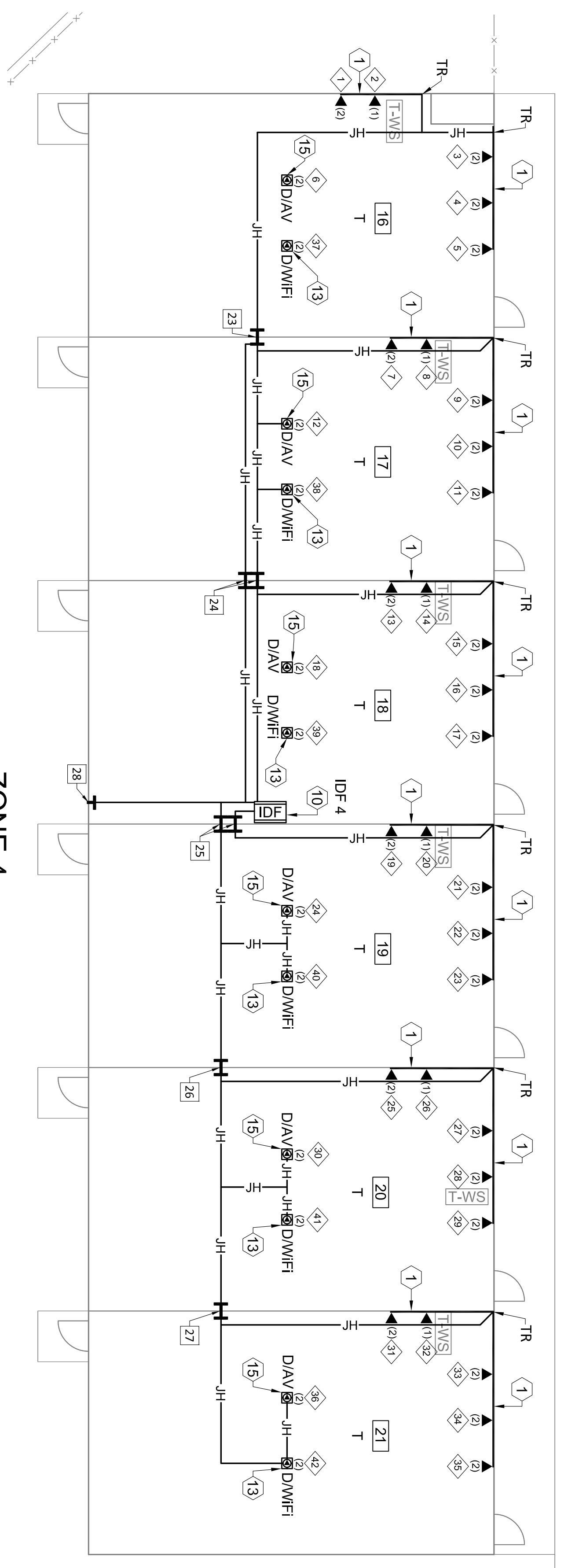


DROP LABELS

- 1 1-A01, 1-A02
- 2 1-A03
- 3 1-A04, 1-A05, 1-A06, 1-A07
- 4 1-A08, 1-A09, 1-A10
- 5 1-A11, 1-A12, 1-A13
- 6 1-A14, 1-A15, 1-A16, 1-A17, 1-A18, 1-A19
- 7 1-A20, 1-A21
- 8 1-A22, 1-A23
- 9 1-A24, 1-A25
- 10 1-A26, 1-A27
- 11 1-A28, 1-A29
- 12 1-A31, 1-A32
- 13 1-B02
- 14 1-A33, 1-A34
- 15 1-A35
- 16 1-A38
- 17 1-A36, 1-A37
- 18 1-A39, 1-A40, 1-A41
- 19 1-A42, 1-A43, 1-A44
- 20 1-A45, 1-A46, 1-A47
- 21 1-A48, 1-B01
- 22 1-B03, 1-B04
- 23 1-B05
- 24 1-B06, 1-B07
- 25 1-B08, 1-B09
- 26 1-B10, 1-B11
- 27 1-B12
- 28 1-B13, 1-B14
- 29 1-B15, 1-B16, 1-B17, 1-B18
- 30 1-B19, 1-B20
- 31 1-B21
- 32 NOT USED
- 33 1-B22, 1-B23, 1-B24
- 34 1-B25, 1-B26, 1-B27
- 35 1-B28, 1-B29, 1-B30
- 36 1-B31, 1-B32, 1-B33, 1-B34
- 37 1-B35, 1-B36, 1-B37, 1-B38, 1-B39, 1-B40
- 38 1-B41, 1-B42, 1-B43
- 39 1-B44, 1-B45, 1-B46
- 40 1-C01, 1-C02
- 41 1-C03, 1-C04
- 42 1-C05, 1-C06
- 43 1-C07, 1-C08
- 44 1-C09, 1-C10
- 45 1-C11, 1-C12
- 46 1-C13, 1-C14



ZONE 1



DROP LABELS

- 1 4-A01, 4-A02
- 2 4-A03
- 3 4-A04, 4-A05
- 4 4-A06, 4-A07
- 5 4-A08, 4-A09
- 6 4-A10, 4-A11
- 7 4-A12, 4-A13
- 8 4-A14
- 9 4-A15, 4-A16
- 10 4-A17, 4-A18
- 11 4-A19, 4-A20
- 12 4-A21, 4-A22
- 13 4-A23, 4-A24
- 14 4-A25
- 15 4-A26, 4-A27
- 16 4-A28, 4-A29
- 17 4-A30, 4-A31
- 18 4-A32, 4-A33
- 19 4-A34, 4-A35
- 20 4-A36
- 21 4-A37, 4-A38
- 22 4-A39, 4-A40
- 23 4-A41, 4-A42
- 24 4-A43, 4-A44
- 25 4-A45, 4-A46
- 26 4-A47
- 27 4-A48, 4-B01
- 28 4-B02, 4-B03
- 29 4-B04, 4-B05
- 30 4-B06, 4-B07
- 31 4-B08, 4-B09
- 32 4-B10
- 33 4-B11, 4-B12
- 34 4-B13, 4-B14
- 35 4-B15, 4-B16
- 36 4-B17, 4-B18
- 37 4-C01, 4-C02
- 38 4-C03, 4-C04
- 39 4-C04, 4-C05
- 40 4-C06, 4-C07, 4-C08
- 41 4-C09, 4-C10
- 42 4-C11, 4-C12

ZONE 4

KEYED REFERENCE NOTES:

- 1 (N)(2) 2" PENETRATION/SLEEVE F5001, F5002, F5003, F5004
- 2 (N) 2" PENETRATION/SLEEVE F5005, F5006
- 3 (N)(2) 2" PENETRATION/SLEEVE F5007, F5008, F5009, F5010
- 4 (N) 2" PENETRATION/SLEEVE F5011, F5012
- 5 (N)(3) 2" PENETRATION/SLEEVE F5013, F5014, F5015, F5016, F5017, F5018
- 6 (N)(3) 2" PENETRATION/SLEEVE F5019, F5020, F5021, F5022, F5023, F5024
- 7 (N) 2" PENETRATION/SLEEVE F5025, F5026
- 8 (N) 2" PENETRATION/SLEEVE F5027, F5028
- 9 (N) 2" PENETRATION/SLEEVE F5029, F5030
- 10 (N) 2" PENETRATION/SLEEVE F5031, F5032
- 11 (N) 2" PENETRATION/SLEEVE F5033, F5034
- 12 (N) 2" PENETRATION/SLEEVE F5036, F5039
- 13 (N) 2" PENETRATION/SLEEVE F5037, F5038
- 14 IPB01 - (N) 6" H X 6" W X 4" D NEMA 1 PULLBOX
- 15 IPB02 - (N) 6" H X 6" W X 4" D NEMA 1 PULLBOX
- 16 IPB03 - (N) 6" H X 6" W X 4" D NEMA 1 PULLBOX
- 17 IPB04 - (N) 6" H X 6" W X 4" D NEMA 1 PULLBOX
- 18 IPB05 - (N) 6" H X 6" W X 4" D NEMA 1 PULLBOX
- 19 IPB13 - (E) 18" H X 12" W X 6" D NEMA 1 PULLBOX
- 20 (N) 2" EMT, (N) 6BR(125M/12MM), (N) MAXCELL
- 21 (N) 2" EMT, (E) SUNSYS, (N) MAXCELL
- 22 (E) 1" EMT
- 23 (N) 2" PENETRATION/SLEEVE F5063, F5064
- 24 (N)(2) 2" PENETRATION/SLEEVE F5065, F5066, F5067, F5068
- 25 (N) 2" PENETRATION/SLEEVE F5069, F5070, F5071, F5072
- 26 (N) 2" PENETRATION/SLEEVE F5074, F5076
- 27 (N) 2" PENETRATION/SLEEVE F5077, F5078
- 28 (N) 1" AND (N) 2" PENETRATION/SLEEVE

*THESE DRAWINGS WERE PREPARED AND DRAWN BY VECTOR USA

DRAWING ARCHIVE MAINTAINED BY INFORMATION TECHNOLOGY SOLUTIONS, LLC.



Revision No.	Description	Date

Gary L. Hillier
 CONSULTING ARCHITECTURE
 NETWORKING AND INTERIORS ENGINEER
 11500 WILSON AVENUE
 SUITE 200
 COSTA MESA, CA 92626
 (714) 440-1200
 www.glh.com

VARIOUS SITES
 4850 PEDLEY ROAD
 JURUPA VALLEY, CA 92509

5 ES TECH UPGRADE
 E-RATE YEAR 18
 PERALTA ELEMENTARY SCHOOL
 6450 PERALTA PLACE, RIVERSIDE, CA
 ZONE 1 & 4 AS-BUILT

Approved By:	ITS
Designed:	ITS
Drawn By:	LP
Checked:	PM
Reviewed:	JP
Date:	03/02/2016
ITS Project Number:	0814-4-273
Scale:	NTS
Drawing Number:	T3-3.1



Jurupa Unified School District

Revision No.	Description	Date

Gary L. Hiller
 ITS
 COMMUNICATIONS DISTRIBUTION ENGINEER
 NETWORKS, SECURITY & INFRASTRUCTURE ENGINEER

VARIOUS SITES
 4850 PEDLEY ROAD
 JURUPA VALLEY, CA 92509

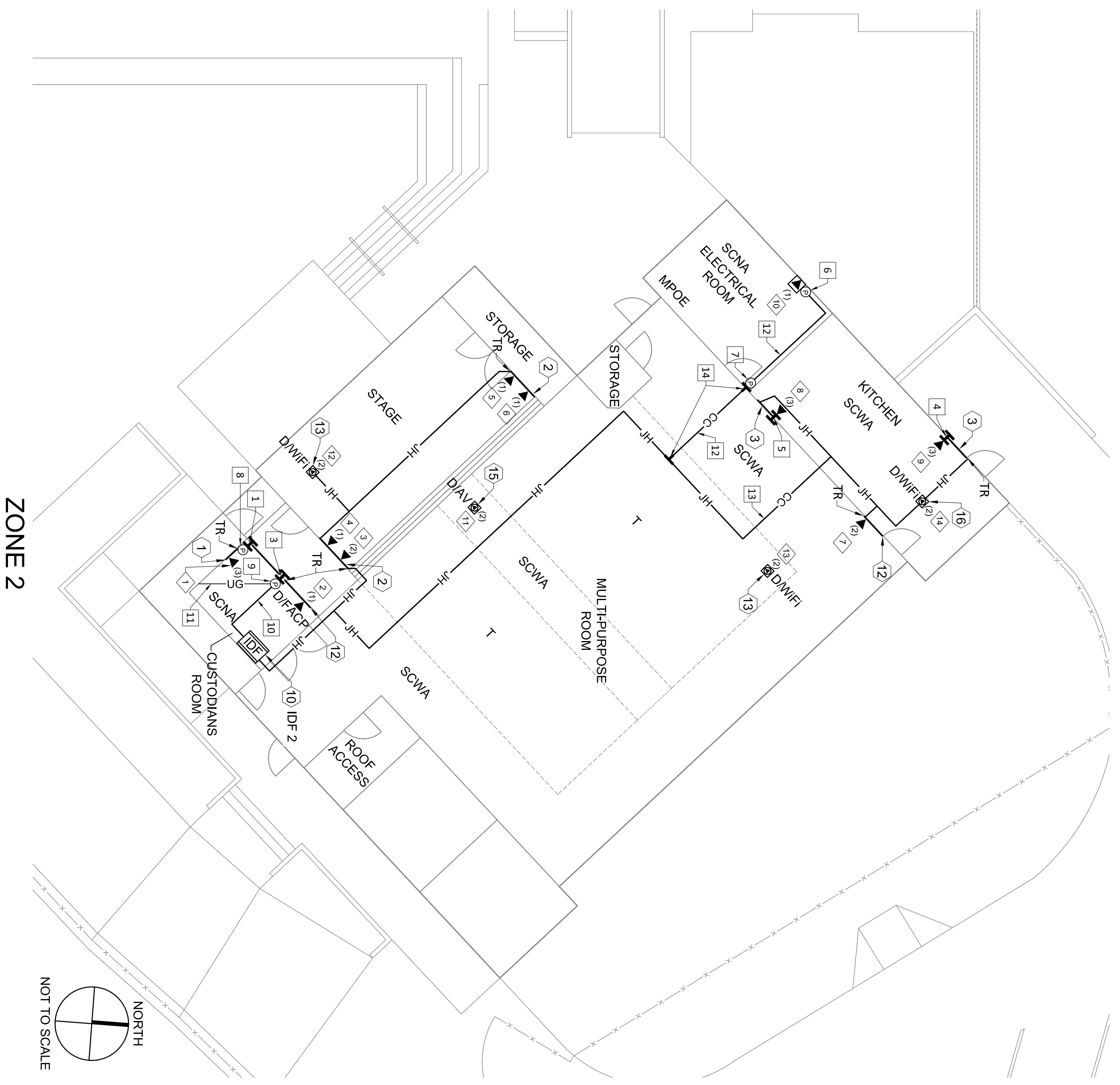
5 ES TECH UPGRADE
 E-RATE YEAR 18
 PERALTA ELEMENTARY SCHOOL
 6450 PERALTA PLACE, RIVERSIDE, CA
 ZONE 2 AS-BUILT

Approved By: ITS
 Designated: ITS
 Drawn By: LP
 Checked: PM
 Reviewed: JP
 Date: 03/02/2016
 ITS Project Number: 0814-273
 Scale: NTS
 Drawing Number: T3-3.2

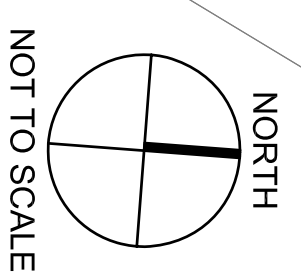
KEYED REFERENCE NOTES:

- 1 (N) 2" PENETRATION/SLEEVE (TS) (TS)
- 2 (N) 3" 2" PENETRATION/SLEEVE (TS) (TS)
- 3 (N) 2" PENETRATION/SLEEVE (TS) (TS)
- 4 (N) 2" PENETRATION/SLEEVE (TS) (TS)
- 5 (N) 2" PENETRATION/SLEEVE (TS) (TS)
- 6 (N) 6" H X 6" W X 6" D NEMA 1 PULLBOX (TS) (TS)
- 7 (N) 6" H X 6" W X 6" D NEMA 1 PULLBOX (TS) (TS)
- 8 (N) 6" H X 6" W X 6" D NEMA 1 PULLBOX (TS) (TS)
- 9 (N) 6" H X 6" W X 6" D NEMA 1 PULLBOX (TS) (TS)
- 10 (N) 2" EMT, (N) 1.88" (1.25M/12MM), (N) MAXCELL (TS) (TS)
- 11 (E) 2" PVC, (N) 1.88" (1.25M/12MM), (N) MAXCELL (TS) (TS)
- 12 (N) 1" EMT (TS) (TS)
- 13 (N) 2" EMT (TS) (TS)
- 14 (N) 2" PENETRATION/SLEEVE (TS) (TS)

- DROP LABELS**
- 1 2-A01,2-A02,2-A03
 - 2 2-A04
 - 3 2-A05,2-A06
 - 4 2-A07
 - 5 2-A08
 - 6 2-A09
 - 7 2-A10,2-A11
 - 8 2-A12,2-A13,2-A14
 - 9 2-A15,2-A16,2-A17
 - 10 2-A18
 - 11 2-A19,2-A20
 - 12 2-B01,2-B02
 - 13 2-B03,2-B04
 - 14 2-B05,2-B06



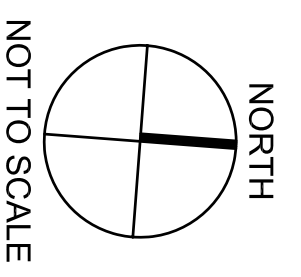
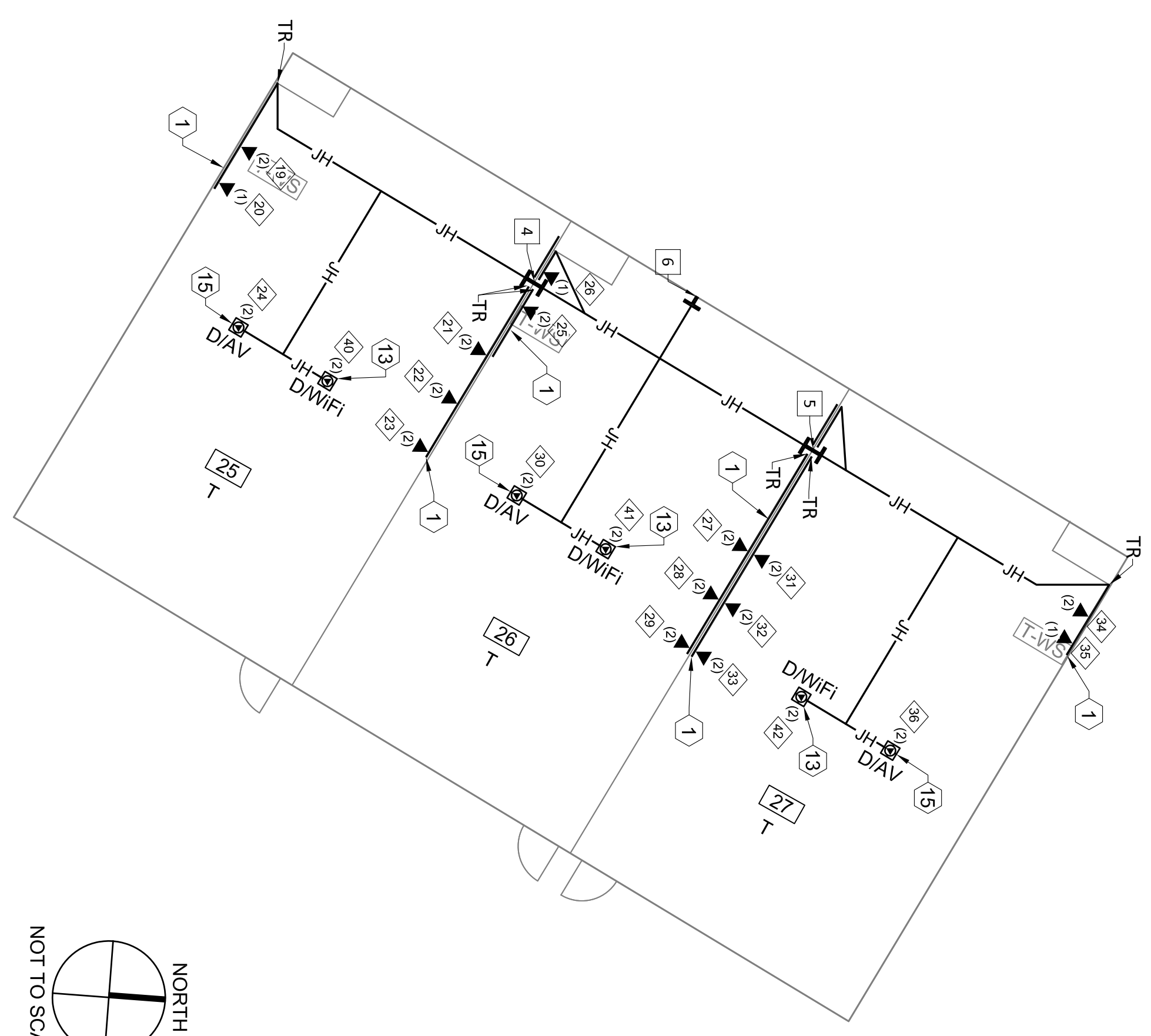
*THESE DRAWINGS WERE PREPARED AND DRAWN BY VECTOR USA



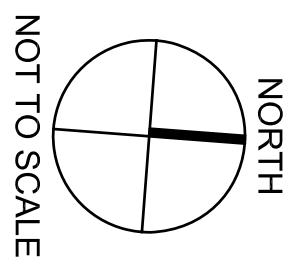
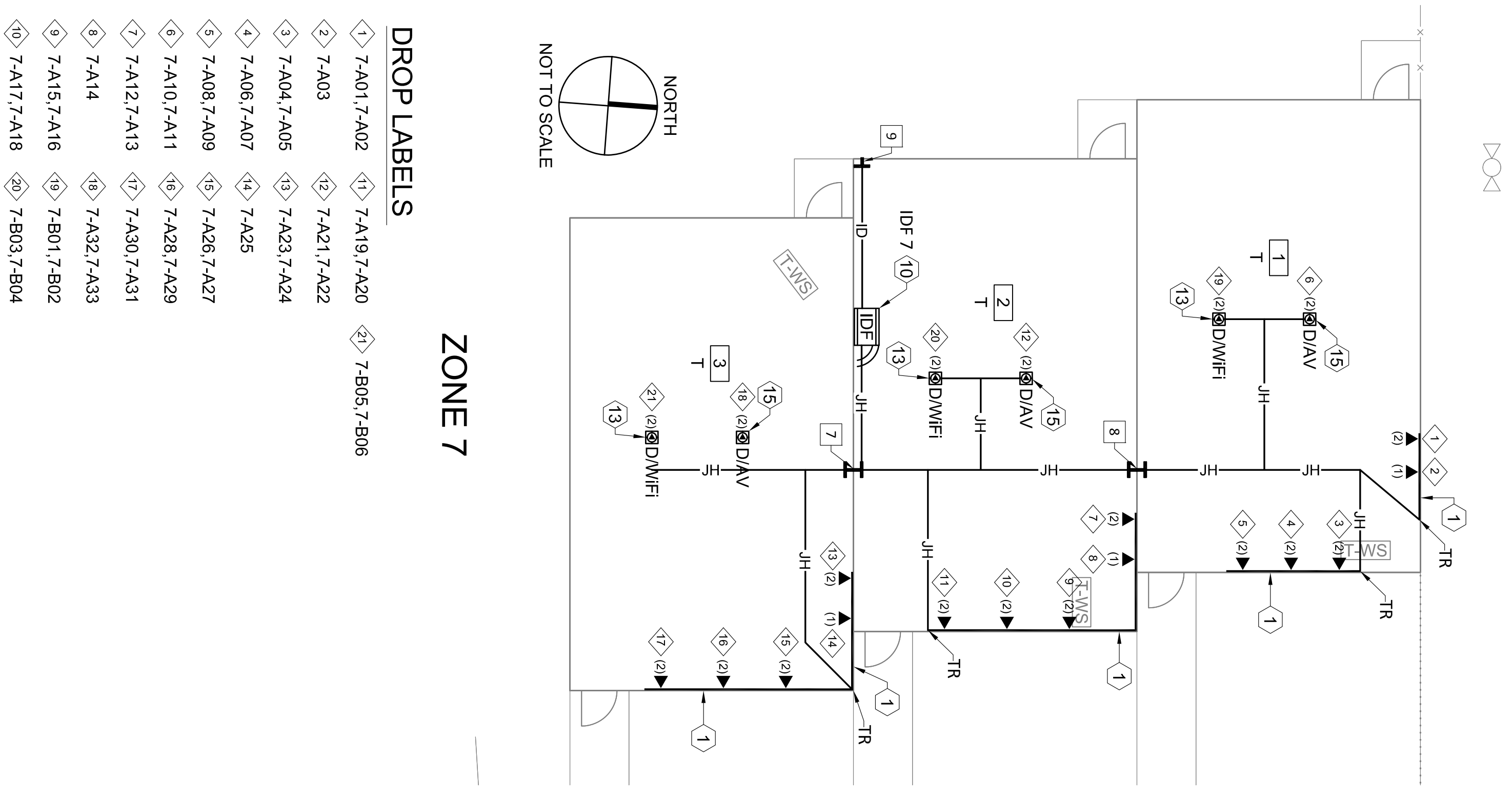
**ZONE 3
FIRST LEVEL**

- KEYED REFERENCE NOTES:**
- 1 (N) 2" PENETRATION/SLEEVE
FS055,FS056
 - 2 (N) 2" PENETRATION/SLEEVE
FS057,FS058
 - 3 (N) 2" PENETRATION/SLEEVE
FS095,FS096,FS123
 - 4 (N) 2" PENETRATION/SLEEVE
FS059,FS060
 - 5 (N) 2" PENETRATION/SLEEVE
FS061,FS062
 - 6 (N) 2" PENETRATION/SLEEVE
FS124,FS125
 - 7 (N) 2" PENETRATION/SLEEVE
FS115,FS116
 - 8 (N) 2" PENETRATION/SLEEVE
FS117,FS118
 - 9 (N) 1" AND (N) 2" PENETRATION/SLEEVE

- DROP LABELS**
- 1 3-A01,3-A02
 - 2 3-A03
 - 3 3-A04,3-A05
 - 4 3-A06,3-A07
 - 5 3-A08,3-A09
 - 6 3-A10,3-A11
 - 7 3-A12,3-A13
 - 8 3-A14
 - 9 3-A15,3-A16
 - 10 3-A17,3-A18
 - 11 3-A19,3-A20
 - 12 3-A21,3-A22
 - 13 3-A27,3-A28
 - 14 3-A25,3-A26
 - 15 3-A23,3-A24
 - 16 3-A29,3-A30
 - 17 3-A31
 - 18 3-A32,3-A33
 - 19 3-A34,3-A35
 - 20 3-A36
 - 21 3-A37,3-A38
 - 22 3-A39,3-A40
 - 23 3-A41,3-A42
 - 24 3-A43,3-A44
 - 25 3-A45,3-A46
 - 26 3-A47
 - 27 3-A48,3-B01
 - 28 3-B02,3-B03
 - 29 3-B04,3-B05
 - 30 3-B06,3-B07
 - 31 3-B08,3-B09
 - 32 3-B10,3-B11
 - 33 3-B12,3-B13
 - 34 3-B14,3-B15
 - 35 3-B16
 - 36 3-B17,3-B18
 - 37 3-C01,3-C02
 - 38 3-C03,3-C04
 - 39 3-C05,3-C06
 - 40 3-C07,3-C08



**ZONE 3
SECOND LEVEL**



ZONE 7

- DROP LABELS**
- 1 7-A01,7-A02
 - 2 7-A03
 - 3 7-A04,7-A05
 - 4 7-A06,7-A07
 - 5 7-A08,7-A09
 - 6 7-A10,7-A11
 - 7 7-A12,7-A13
 - 8 7-A14
 - 9 7-A15,7-A16
 - 10 7-A17,7-A18
 - 11 7-A19,7-A20
 - 12 7-A21,7-A22
 - 13 7-A23,7-A24
 - 14 7-A25
 - 15 7-A26,7-A27
 - 16 7-A28,7-A29
 - 17 7-A30,7-A31
 - 18 7-A32,7-A33
 - 19 7-B01,7-B02
 - 20 7-B03,7-B04

*THESE DRAWINGS WERE PREPARED AND DRAWN BY VECTOR USA

<p>VARIOUS SITES 4850 PEDLEY ROAD JURUPA VALLEY, CA 92509</p>	<p>ITS COMMUNICATIONS DISTRIBUTION ENGINEER NETWORK ENGINEER TELEPHONE ENGINEER</p>	<p>Revision No. _____</p> <p>Description _____</p> <p>Date _____</p>	
<p>5 ES TECH UPGRADE E-RATE YEAR 18</p>	<p>PERALTA ELEMENTARY SCHOOL 6450 PERALTA PLACE, RIVERSIDE, CA ZONE 3 & 7 AS-BUILT</p>	<p>Jurupa Unified School District</p>	
<p>Designed: ITS</p> <p>Drawn By: LP</p> <p>Checked: PM</p> <p>Reviewed: JP</p> <p>Date: 03/02/2016</p> <p>ITS Project Number: 0814-4-273</p> <p>Scale: NTS</p> <p>Drawing Number: T3-3.3</p>	<p>DRIVING ARCHIVE MAINTAINED BY INFORMATION TECHNOLOGY SOLUTIONS, LLC.</p> <p>Information Technology Solutions, ITS Phone: (760) 368-9418</p>		



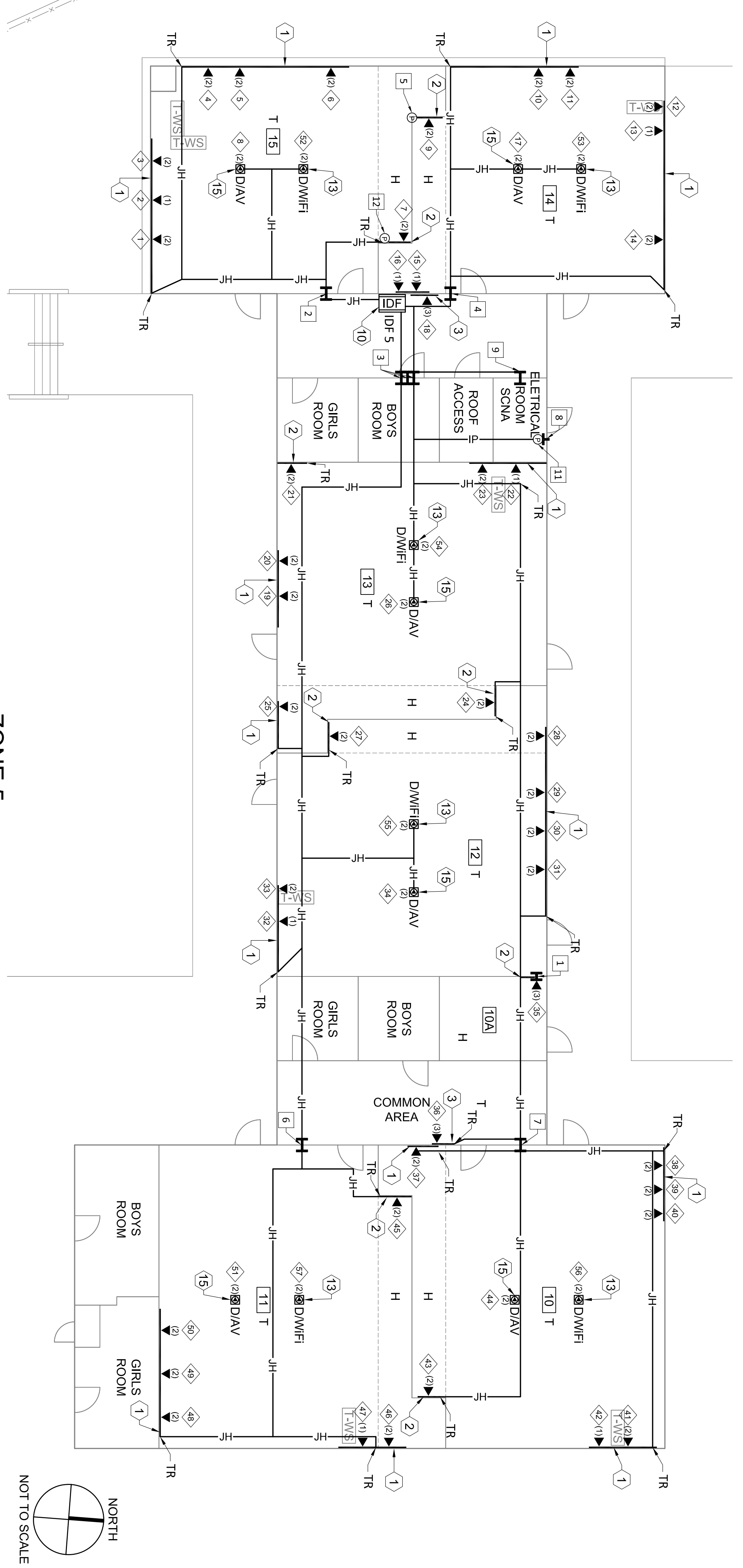
Information Technology Solutions, ITS
 Phone: (951) 368-8418

Revision No.	Description	Date

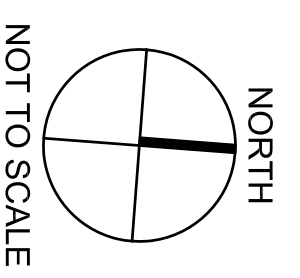
Jurupa Unified School District

KEYED REFERENCE NOTES:

- 1 (N) 2" PENETRATION/SLEEVE (N) 2" PENETRATION/SLEEVE (N) 2" PENETRATION/SLEEVE
- 2 (N) 2" PENETRATION/SLEEVE (N) 2" PENETRATION/SLEEVE (N) 2" PENETRATION/SLEEVE
- 3 (N) 3" 2" PENETRATION/SLEEVE (N) 3" 2" PENETRATION/SLEEVE (N) 3" 2" PENETRATION/SLEEVE
- 4 (N) 2" PENETRATION/SLEEVE (N) 2" PENETRATION/SLEEVE (N) 2" PENETRATION/SLEEVE
- 5 IPB13 - (N) 6" H X 6" W X 4" D NEMA 1 PULLBOX
- 6 (N) 2" PENETRATION/SLEEVE (N) 2" PENETRATION/SLEEVE (N) 2" PENETRATION/SLEEVE
- 7 (N) 2" PENETRATION/SLEEVE (N) 2" PENETRATION/SLEEVE (N) 2" PENETRATION/SLEEVE
- 8 (N) 2" PENETRATION/SLEEVE (N) 2" PENETRATION/SLEEVE (N) 2" PENETRATION/SLEEVE
- 9 (N) 2" PENETRATION/SLEEVE (N) 2" PENETRATION/SLEEVE (N) 2" PENETRATION/SLEEVE
- 10 NOT USED
- 11 IPB10 - (N) 18" H X 12" W X 4" D NEMA 1 PULLBOX
- 12 IPB11 - (N) 6" H X 6" W X 4" D NEMA 1 PULLBOX



ZONE 5



DROP LABELS

- 1 5-A01 5-A02 8 5-A14 5-A15 19 5-A16 22 5-A42 29 5-B05 5-B06 36 5-B19 5-B20 5-B21 43 5-B33 5-B34 50 5-B46 5-B47 57 5-D11 5-D12
- 2 5-A03 9 5-A18 5-A19 18 5-A17 23 5-A40 5-A41 30 5-B07 5-B08 37 5-B22 5-B23 44 5-B35 5-B36 51 5-B48 5-C01
- 3 5-A04 5-A05 10 5-A20 5-A21 17 5-A29 5-A30 24 5-A43 5-A44 31 5-B09 5-B10 38 5-B24 5-B25 45 5-B37 5-B38 52 5-D01 5-D02
- 4 5-A06 5-A07 11 5-A22 5-A23 18 5-A31 5-A32 5-A33 25 5-A45 5-A46 32 5-B11 39 5-B26 5-B27 46 5-B39 5-B40 53 5-D03 5-D04
- 5 5-A08 5-A09 12 5-A24 5-A25 19 5-A34 5-A35 26 5-A47 5-A48 33 5-B12 5-B13 40 5-B29 5-B29 47 5-B41 54 5-D05 5-D06
- 6 5-A10 5-A11 13 5-A26 20 5-A36 5-A37 27 5-B01 5-B02 34 5-B14 5-B15 41 5-B30 5-B31 48 5-B42 5-B43 55 5-D07 5-D08
- 7 5-A12 5-A13 14 5-A27 5-A28 21 5-A38 5-A39 28 5-B03 5-B04 35 5-B16 5-B17 5-B18 42 5-B32 49 5-B44 5-B45 56 5-D09 5-D10

*THESE DRAWINGS WERE PREPARED AND DRAWN BY VECTOR USA

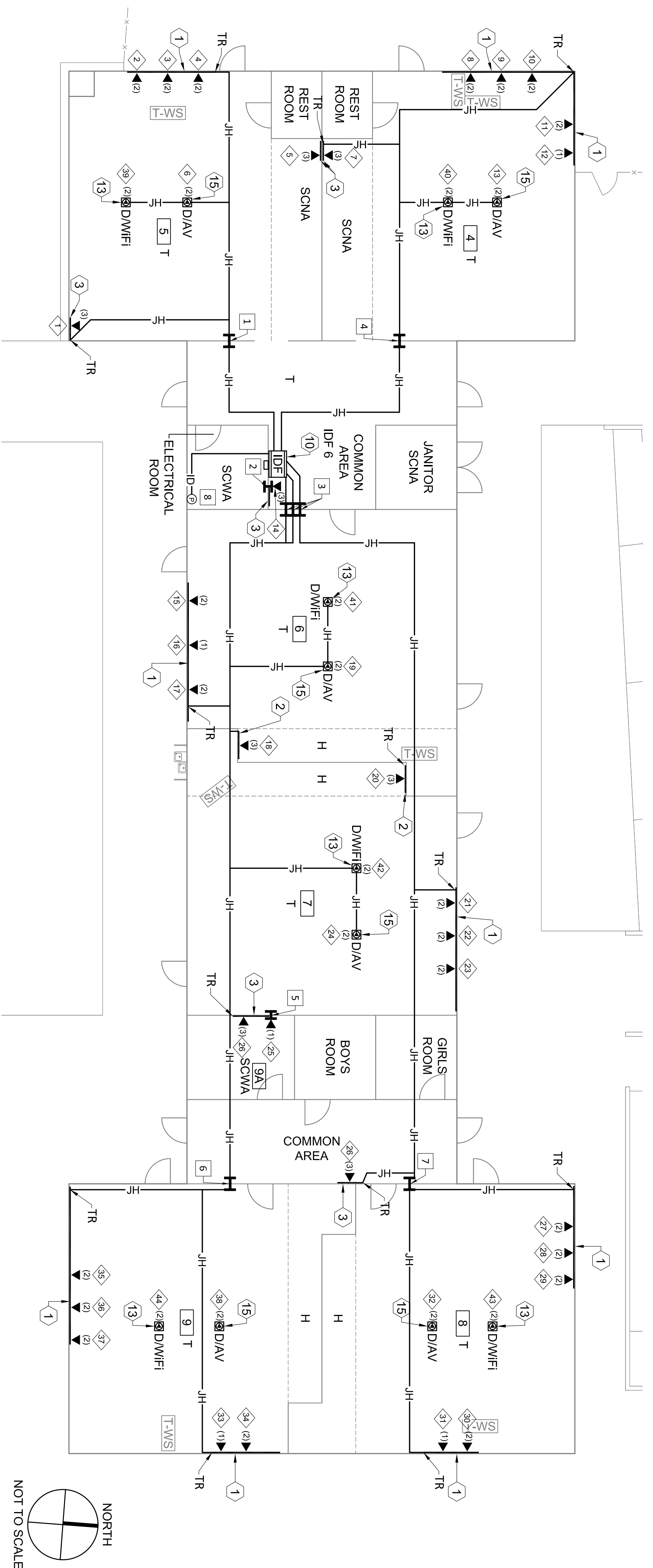
VARIOUS SITES
 4850 PEDLEY ROAD
 JURUPA VALLEY, CA 92509

5 ES TECH UPGRADE
 E-RATE YEAR 18

PERALTA ELEMENTARY SCHOOL
 6450 PERALTA PLACE, RIVERSIDE, CA
 ZONE 5 AS-BUILT

ITS
 APPROVED BY: ITS
 DESIGNED BY: ITS
 DRAWN BY: LP
 CHECKED BY: PM
 REVIEWED BY: JP
 DATE: 03/02/2016
 ITS PROJECT NUMBER: 0814-4-273
 SCALE: NTS
 DRAWING NUMBER: T3-3.4

Gary L. Hiller
 COMMUNICATIONS DISTRIBUTION ENGINEER
 NETWORKING, INFORMATION SYSTEMS ENGINEER



DROP LABELS

- 1 6-A01,6-A02,6-A03 <> 6-B01,6-B02 <> 6-C01,6-C02
- 2 6-A04,6-A05 <> 6-B03,6-B04 <> 6-C03,6-C04
- 3 6-A06,6-A07 <> 6-B05,6-B06,6-B07 <> 6-C05,6-C06
- 4 6-A08,6-A09 <> 6-B08,6-B09,6-B10 <> 6-C07,6-C08
- 5 6-A10,6-A11,6-A12 <> 6-B11,6-B12 <> 6-C09,6-C10
- 6 6-A13,6-A14 <> 6-B13,6-B14 <> 6-C11,6-C12
- 7 6-A15,6-A16,6-A17 <> 6-B15,6-B16
- 8 6-A18,6-A19 <> 6-B17,6-B18
- 9 6-A20,6-A21 <> 6-B19
- 10 6-A22,6-A23 <> 6-B20,6-B21
- 11 6-A24,6-A25 <> 6-B24
- 12 6-A26 <> 6-B22,6-B23
- 13 6-A27,6-A28 <> 6-B29,6-B30
- 14 6-A29,6-A30,6-A31 <> 6-B27,6-B28
- 15 6-A35,6-A36 <> 6-B25,6-B26
- 16 6-A34 <> 6-B31,6-B32
- 17 6-A32,6-A33
- 18 6-A37,6-A38,6-A39
- 19 6-A40,6-A41
- 20 6-A42,6-A43,6-A44
- 21 6-A45,6-A46
- 22 6-A47,6-A48

ZONE 6

KEYED REFERENCE NOTES:

- 1 (N) 2" PENETRATION/SLEEVE (70.3) (70.3) (70.3) FS097,FS098
- 2 (N)(2) 2" PENETRATION/SLEEVE (70.3) (70.3) (70.3) FS099,FS100,FS126,FS127
- 3 (N)(3) 2" PENETRATION/SLEEVE (70.3) (70.3) (70.3) FS101,FS102,FS103,FS104,FS105,FS106
- 4 (N) 2" PENETRATION/SLEEVE (70.3) (70.3) (70.3) FS107,FS108
- 5 (N) 2" PENETRATION/SLEEVE (70.3) (70.3) (70.3) FS109,FS110
- 6 (N) 2" PENETRATION/SLEEVE (70.3) (70.3) (70.3) FS111,FS112
- 7 (N) 2" PENETRATION/SLEEVE (70.3) (70.3) (70.3) FS113,FS114
- 8 IPB12 - (N) 18"H X 12"W X 4"D NEMA 1 PULLBOX

*THESE DRAWINGS WERE PREPARED AND DRAWN BY VECTOR USA

Revision No.	Description	Date


ITS
 Information Technology Solutions
 1120
 Phone: (603) 368-9418

VARIOUS SITES
4850 PEDLEY ROAD
JURUPA VALLEY, CA 92509

5 ES TECH UPGRADE
E-RATE YEAR 18
PERALTA ELEMENTARY SCHOOL
6450 PERALTA PLACE, RIVERSIDE, CA
ZONE 6 AS-BUILT

Gary L. Hiller
 CONSULTATIONS DISTRIBUTION ENGINEER
 NETWORKING
 COMMUNICATIONS
 SECURITY
 ITS
 (603) 323-2288
 (603) 682-2933

Approved By: ITS
 Design: ITS
 Drawn By: LP
 Checked: PM
 Reviewed: JP
 Date: 03/02/2016
 ITS Project Number: 0814-4-273
 Scale: NTS
 Drawing Number: T3-3.5

DRAWING ARCHIVE MAINTAINED
 BY INFORMATION TECHNOLOGY
 SOLUTIONS, LLC.



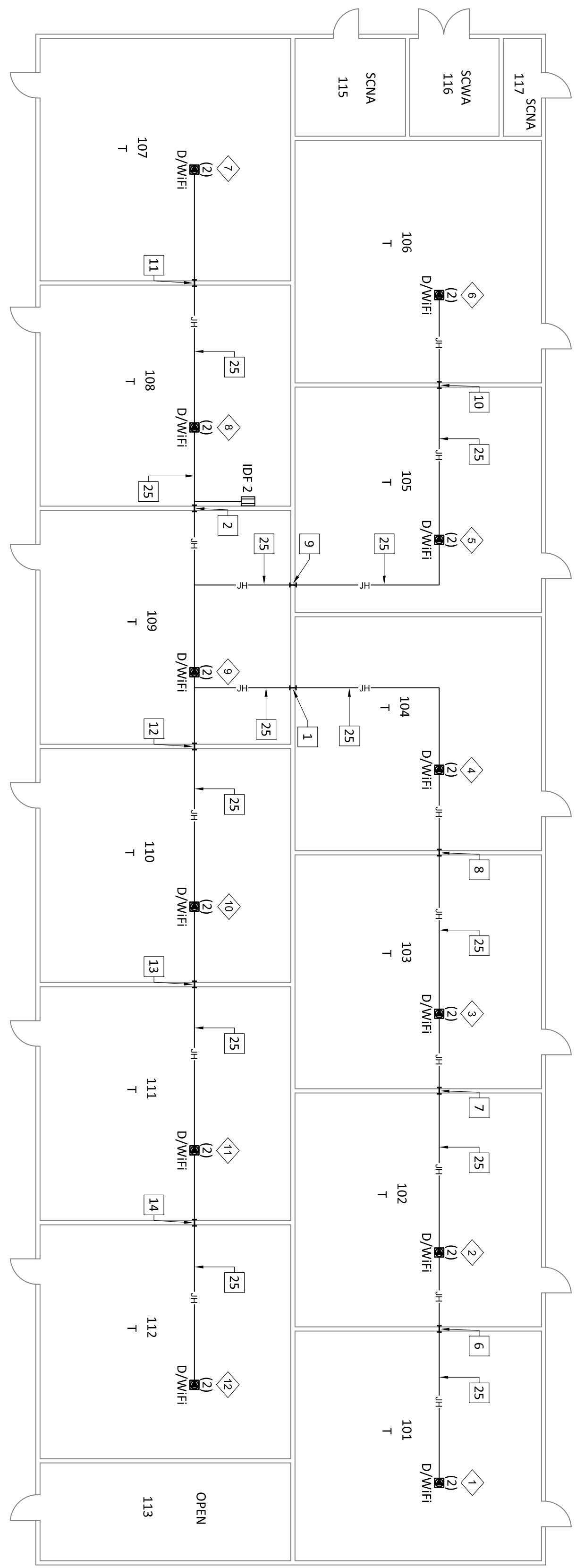
Jurupa Unified School District



Jurupa Unified School District

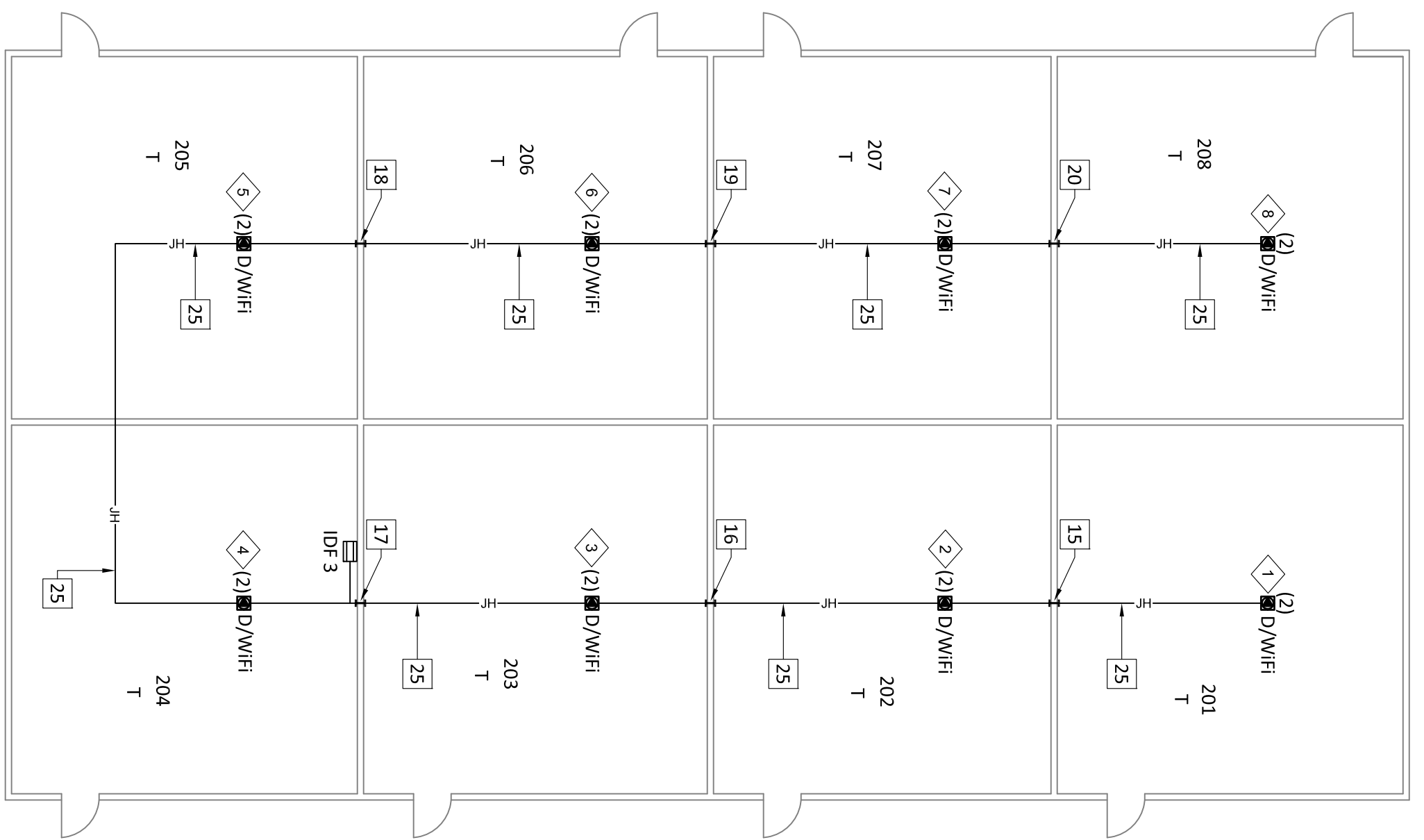
KEYED REFERENCE NOTES:

- 1 (N) 2" READY SLEEVE FS111,FS112
- 2 (N) 2" READY SLEEVE FS119,FS120
- 3 (N) 2" READY SLEEVE FS197,FS198
- 4 (E) 2" PENETRATION/SLEEVE FS095,FS096
- 5 (E) 2" PENETRATION/SLEEVE FS097,FS098
- 6 (E) 3" PENETRATION/SLEEVE FS106,FS105
- 7 (E) 3" PENETRATION/SLEEVE FS107,FS108
- 8 (E) 3" PENETRATION/SLEEVE FS109,FS110
- 9 (E) 3" PENETRATION/SLEEVE FS113,FS114
- 10 (E) 3" PENETRATION/SLEEVE FS115,FS116
- 11 (E) 3" PENETRATION/SLEEVE FS117,FS118
- 12 (E) 3" PENETRATION/SLEEVE FS121,FS122
- 13 (E) 3" PENETRATION/SLEEVE FS123,FS124
- 14 (E) 3" PENETRATION/SLEEVE FS125,FS126
- 15 (E) 3" PENETRATION/SLEEVE FS127,FS128
- 16 (E) 3" PENETRATION/SLEEVE FS129,FS130
- 17 (E) 3" PENETRATION/SLEEVE FS131,FS132
- 18 (E) 3" PENETRATION/SLEEVE FS135,FS136
- 19 (E) 3" PENETRATION/SLEEVE FS137,FS138
- 20 (E) 3" PENETRATION/SLEEVE FS139,FS140
- 21 (E) 3" PENETRATION/SLEEVE FS093,FS094
- 22 (E) 3" PENETRATION/SLEEVE FS099,FS100
- 23 (E) 3" PENETRATION/SLEEVE FS101,FS102
- 24 (E) 3" PENETRATION/SLEEVE FS103,FS104
- 25 (E) J-HOOK PATHWAY
- 26 (N) J-HOOK PATHWAY



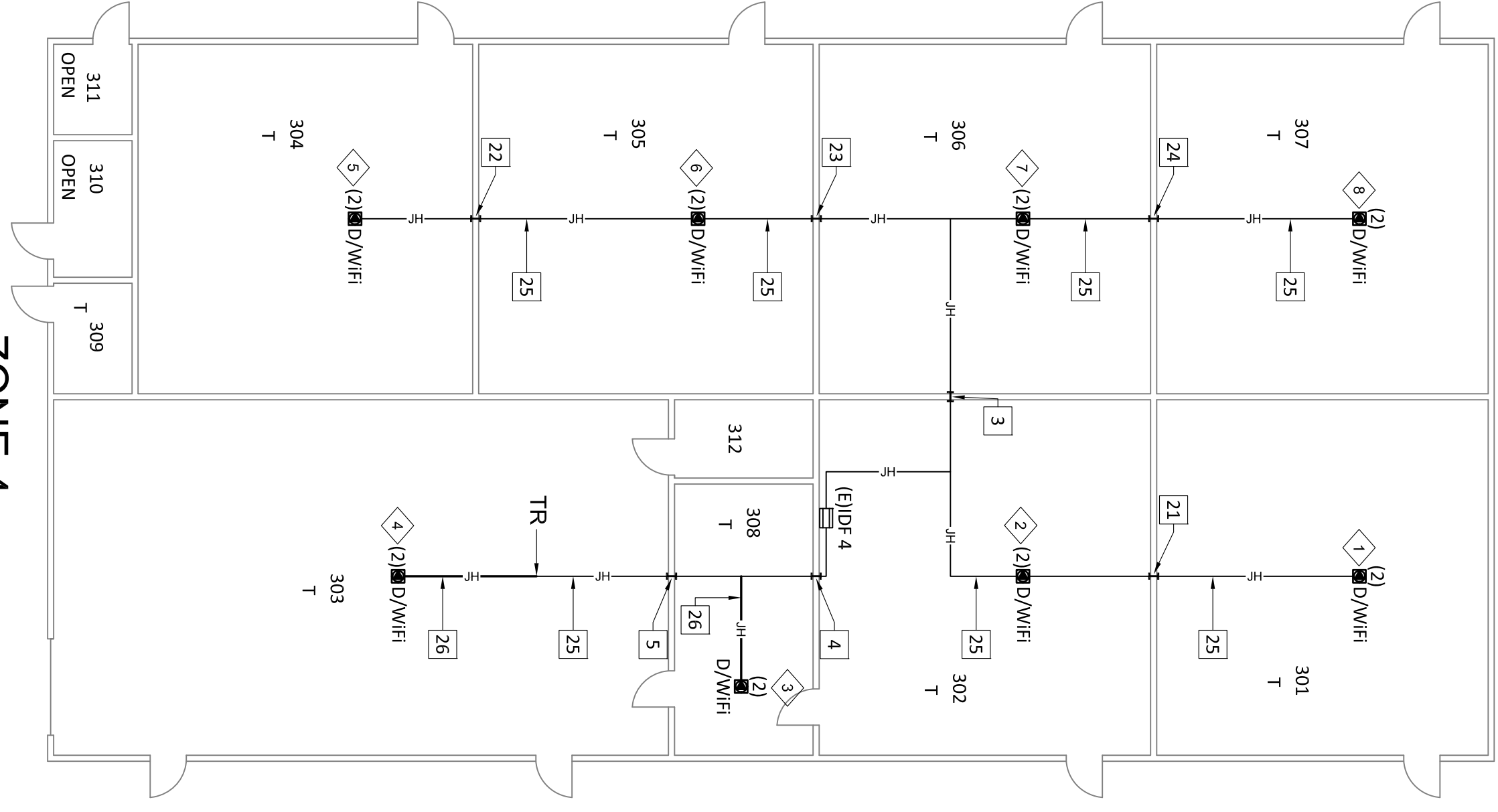
ZONE 2

- LABELS**
- 1 (N)AP06 2-D01,2-D02
 - 2 (N)AP07 2-D03,2-D04
 - 3 (N)AP08 2-D05,2-D06
 - 4 (N)AP09 2-D07,2-D08
 - 5 (N)AP10 2-D09,2-D10
 - 6 (N)AP11 2-D11,2-D12
 - 7 (N)AP12 2-D13,2-D14
 - 8 (N)AP13 2-D15,2-D16
 - 9 (N)AP14 2-D17,2-D18
 - 10 (N)AP15 2-D19,2-D20
 - 11 (N)AP16 2-D21,2-D22
 - 12 (N)AP17 2-D23,2-D24



ZONE 3

- LABELS**
- 1 (N)AP18 3-C01,3-C02
 - 2 (N)AP19 3-C03,3-C04
 - 3 (N)AP20 3-C05,3-C06
 - 4 (N)AP21 3-C07,3-C08
 - 5 (N)AP22 3-C09,3-C10
 - 6 (N)AP23 3-C11,3-C12
 - 7 (N)AP24 3-C13,3-C14
 - 8 (N)AP25 3-C15,3-C16



ZONE 4

- LABELS**
- 1 (N)AP26 4-C01,4-C02
 - 2 (N)AP27 4-C03,4-C04
 - 3 (N)AP28 4-C05,4-C06
 - 4 (N)AP29 4-C07,4-C08
 - 5 (N)AP31 4-C11,4-C12
 - 6 (N)AP32 4-C13,4-C14
 - 7 (N)AP33 4-C15,4-C16
 - 8 (N)AP34 4-C15,4-C16

*THESE DRAWINGS WERE PREPARED AND DRAWN BY VECTOR USA

Revision No.	Description	Date

Gary L. Hiller
COMMUNICATIONS DISTRIBUTION ENGINEER
NETWORK DESIGN ENGINEER
ELECTRICAL DESIGN ENGINEER


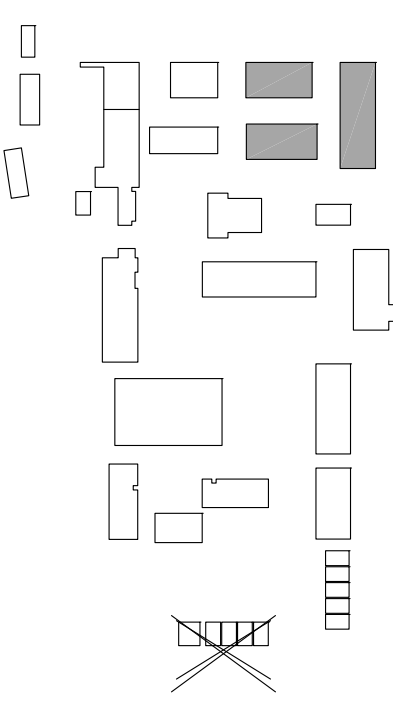
VARIOUS SITES
4850 PEDLEY ROAD
JURUPA VALLEY, CA 92509

3MS, 2HS & RIVERCREST WiFi
UPGRADE E-RATE YEAR 18

RUBIDOUX HIGH SCHOOL
4250 OPAL ST., RIVERSIDE, CA 92509
ZONE 2, 3 & 4 AS-BUILT

Approved By:	GLH
Designed:	TTS
Drawn By:	RJB
Checked:	GLH
Reviewed:	MER
Date:	11/28/2014
TTS Project Number:	1014-282
Scale:	3/32"=1'
Drawing Number:	TS-3.1

KEY PLAN





Jurupa Unified School District

Revision No.	Description	Date

*THESE DRAWINGS WERE PREPARED AND DRAWN BY VECTOR USA

Gary L. Hiller
 COMMUNICATIONS INSTALLATION ENGINEER
 NETWORKS AND SYSTEMS ENGINEER
 No. 22208
 Exp. 06/30/2014

VARIOUS SITES
 4850 PEDLEY ROAD
 JURUPA VALLEY, CA 92509

3MS, 2HS & RIVERCREST WiFi
 UPGRADE E-RATE YEAR 18

Approved By:	GLH
Designed:	ITS
Drawn By:	RJB
Checked:	GLH
Reviewed:	MER
Date:	11/28/2014
ITS Project Number:	1014-282
Scale:	3/32"=1'
Drawing Number:	TS-3.2

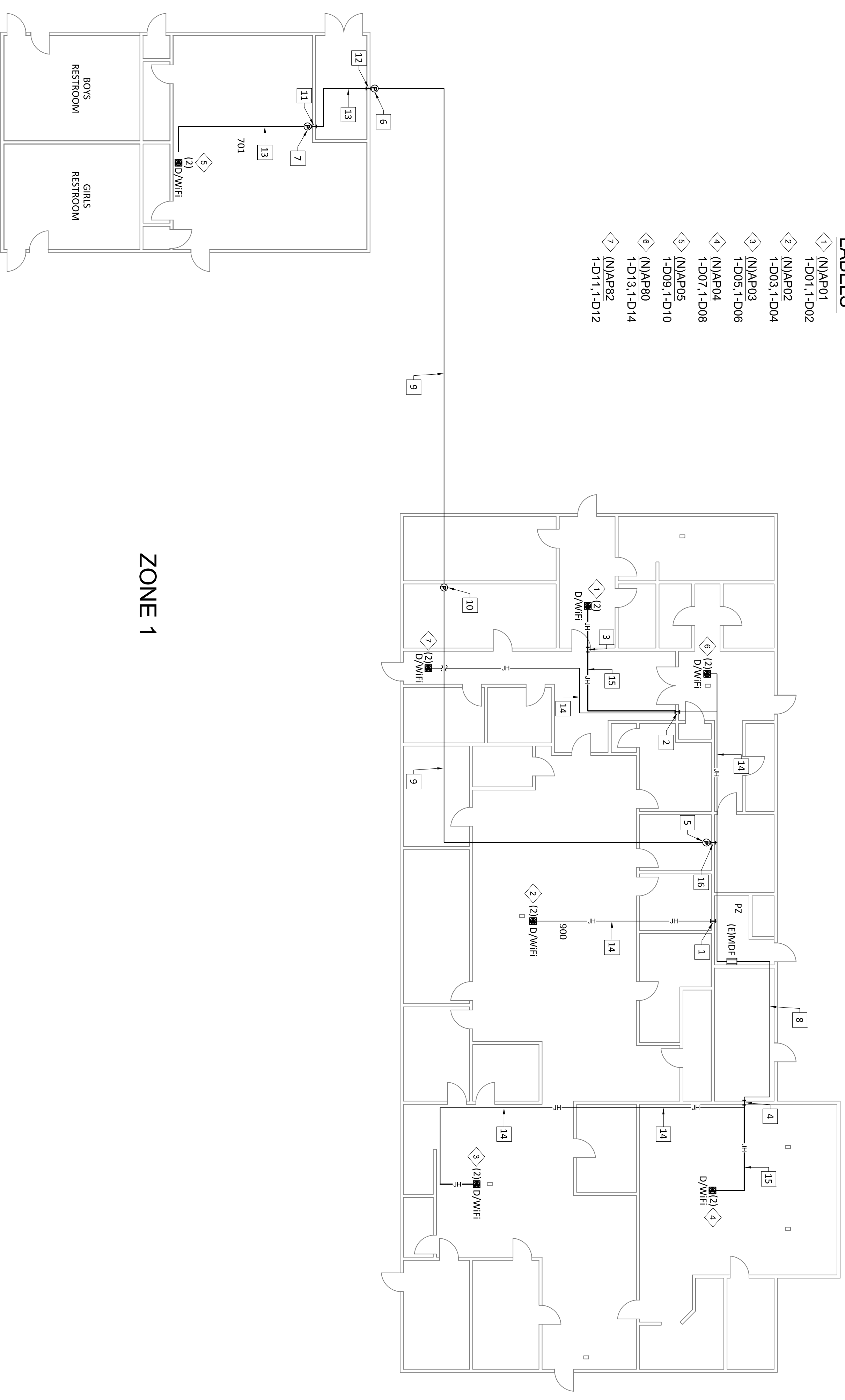
RUBIDOUX HIGH SCHOOL
 4250 OPAL ST., RIVERSIDE, CA 92509
 ZONE 1 AS-BUILT

KEYED REFERENCE NOTES:


- 1 (N) 1" READY SLEEVE (FS) FS051, FS052
- 2 (N) 1" READY SLEEVE (FS) FS053, FS054
- 3 (N) 1" READY SLEEVE (FS) FS055, FS056
- 4 (N) 2" READY SLEEVE (FS) FS047, FS048
- 5 OPB15 - (E) 24"H X 8"W X 6"D GUTTER BOX ON ROOF
- 6 OPB15 - (E) 12"H X 12"W X 4"D NEMA 3R PULLBOX
- 7 IPB06 - (E) 8"H X 8"W X 6"D NEMA 1 PULLBOX
- 8 (E) 4" CONDUIT
- 9 (E) 3" CONDUIT (ROOF)
- 10 OPB16 - (E) 24"H X 8"W X 6"D GUTTER BOX ON ROOF
- 11 (E) 1" PENETRATION/SLEEVE FS057, FS058
- 12 (E) 1" PENETRATION/SLEEVE FS059, FS060
- 13 (E) 1" CONDUIT
- 14 (E) J-HOOK PATHWAY
- 15 (N) J-HOOK PATHWAY
- 16 (E) 1" PENETRATION/SLEEVE FS061, FS062

LABELS

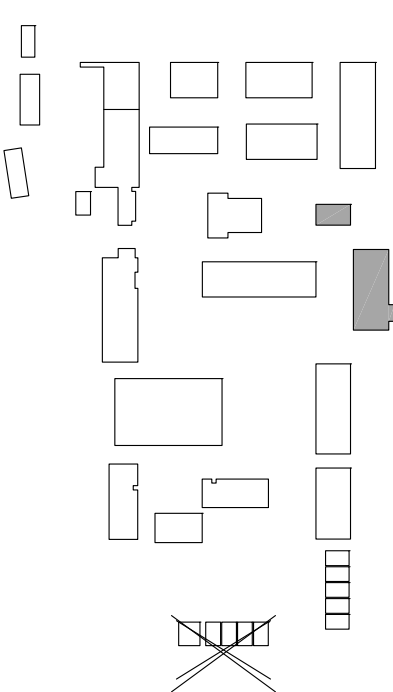
- 1 (N)AP01
1-D01, 1-D02
- 2 (N)AP02
1-D03, 1-D04
- 3 (N)AP03
1-D05, 1-D06
- 4 (N)AP04
1-D07, 1-D08
- 5 (N)AP05
1-D09, 1-D10
- 6 (N)AP80
1-D13, 1-D14
- 7 (N)AP82
1-D11, 1-D12



ZONE 1



KEY PLAN






Jurupa Unified School District

Revision No.	Description	Date

*THESE DRAWINGS WERE PREPARED AND DRAWN BY VECTOR USA

Gary L. Hiller
 COMMUNICATIONS INSULATION ENGINEER
 NETWORKS AND SYSTEMS ENGINEER
 NETWORKS AND SYSTEMS ENGINEER


VARIOUS SITES
 4850 PEDLEY ROAD
 JURUPA VALLEY, CA 92509

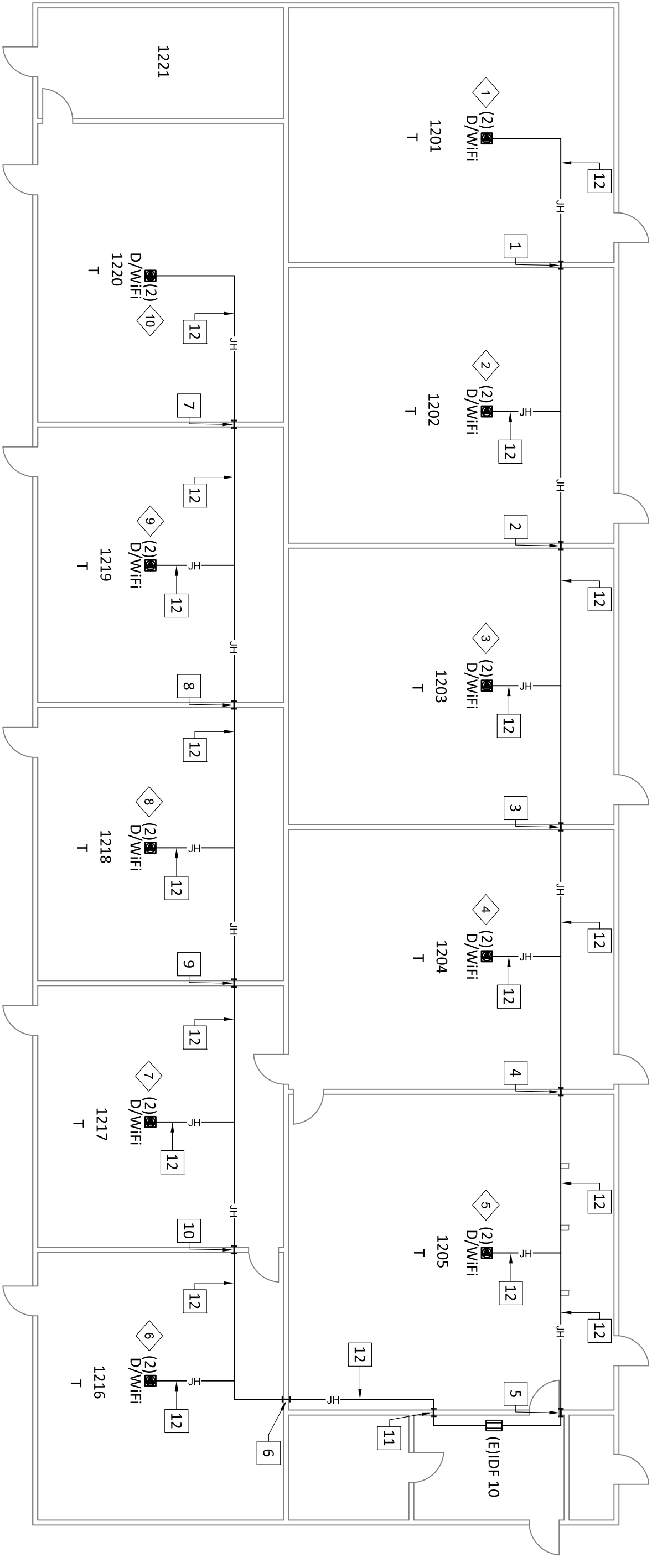
**3MS, 2HS & RIVERCREST WiFi
 UPGRADE E-RATE YEAR 18**

RUBIDOUX HIGH SCHOOL
 4250 OPAL ST., RIVERSIDE, CA 92509
 ZONE 10 AS-BUILT


Approved By:	GLH
Designed:	ITS
Drawn By:	RJB
Checked:	GLH
Reviewed:	MER
Date:	11/28/2014
ITS Project Number:	1014-282
Scale:	3/32"=1'
Drawing Number:	TS-3.3

- KEYED REFERENCE NOTES:**
- 1 (E) 3" PENETRATION/SLEEVE FS025, FS026
 - 2 (E) 3" PENETRATION/SLEEVE FS027, FS028
 - 3 (E) 3" PENETRATION/SLEEVE FS029, FS030
 - 4 (E) 3" PENETRATION/SLEEVE FS031, FS032
 - 5 (E) 3" PENETRATION/SLEEVE FS033, FS034
 - 6 (E) 3" PENETRATION/SLEEVE FS035, FS036
 - 7 (E) 2" PENETRATION/SLEEVE FS045, FS046
 - 8 (E) 2" PENETRATION/SLEEVE FS043, FS044
 - 9 (E) 2" PENETRATION/SLEEVE FS041, FS042
 - 10 (E) 2" PENETRATION/SLEEVE FS039, FS040
 - 11 (E) 2" PENETRATION/SLEEVE FS035, FS036
 - 12 (E) J-HOOK PATHWAY
 - 13 (N) J-HOOK PATHWAY

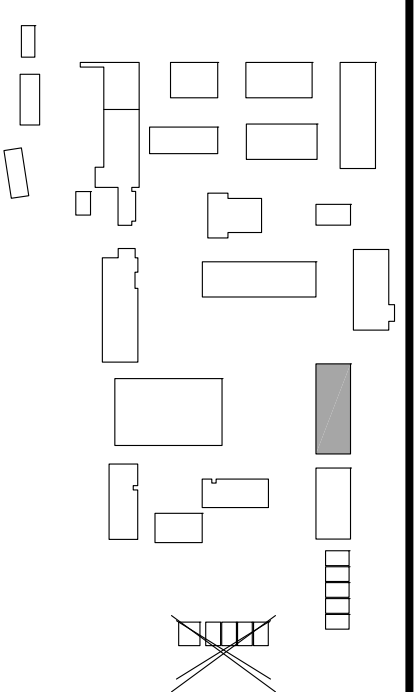
- LABELS**
- 1 (N)AP85 10-E01, 10-E02
 - 2 (N)AP86 10-E03, 10-E04
 - 3 (N)AP87 10-E05, 10-E06
 - 4 (N)AP88 10-E07, 10-E08
 - 5 (N)AP89 10-E09, 10-E10
 - 6 (N)AP70 10-E11, 10-E12
 - 7 (N)AP71 10-E13, 10-E14
 - 8 (N)AP72 10-E15, 10-E16
 - 9 (N)AP73 10-E17, 10-E19
 - 10 (N)AP74 10-E19, 10-E20



ZONE 10



KEY PLAN





Jurupa Unified School District

Revision No.	Description	Date

*THESE DRAWINGS WERE PREPARED AND DRAWN BY VECTOR USA

Gary L. Hiller
 COMMUNICATIONS INSPECTION ENGINEER
 NETWORK DESIGN ENGINEER
 LICENSE NO. 22208

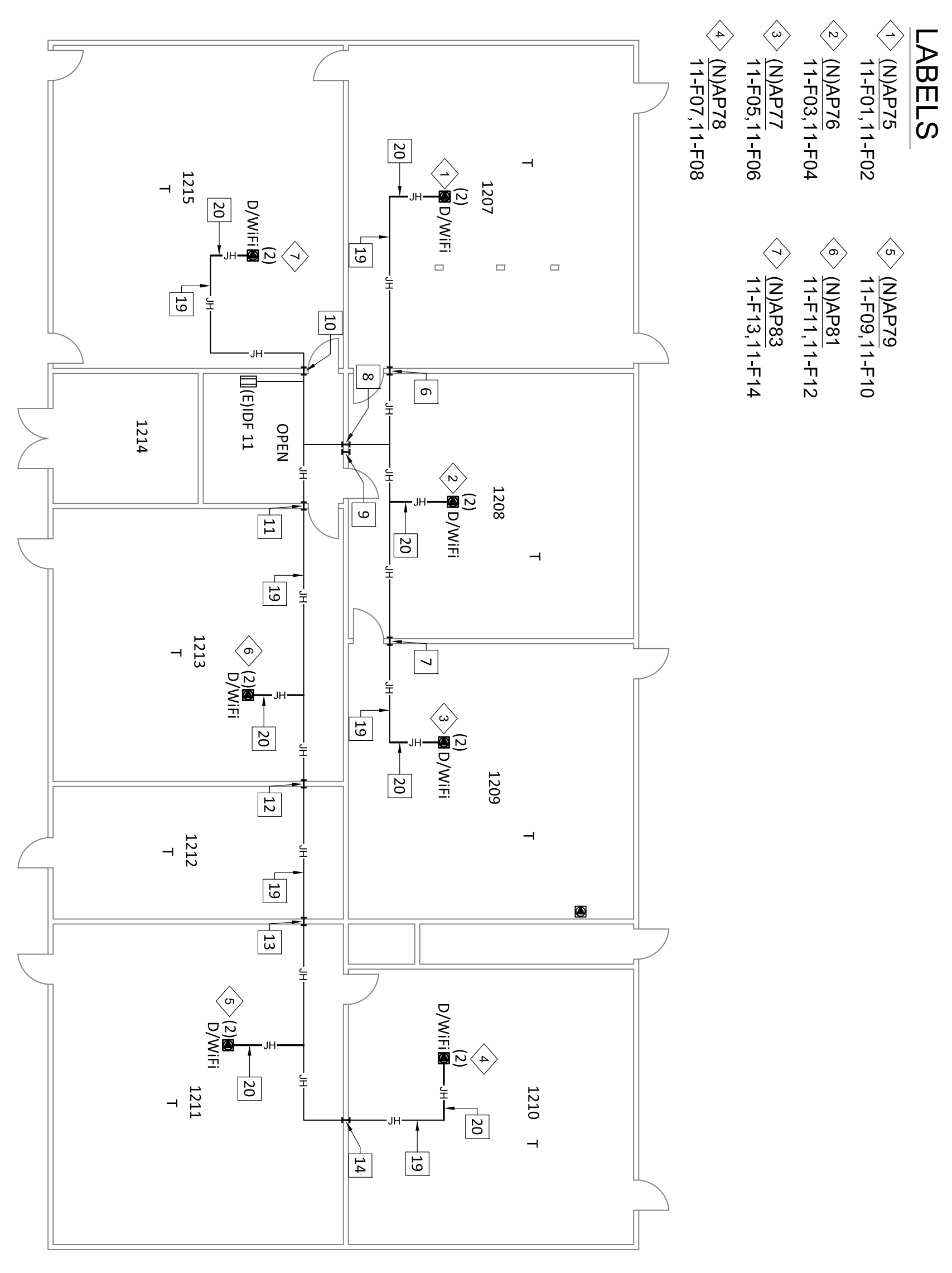
VARIOUS SITES
 4850 PEDLEY ROAD
 JURUPA VALLEY, CA 92509

**3MS, 2HS & RIVERCREST WiFi
 UPGRADE E-RATE YEAR 18**

Approved By: GLH
 Designed: TTS
 Drawn By: RJB
 Checked: GLH
 Reviewed: MER
 Date: 11/28/2014
 TTS Project Number: 1014-282
 Scale: 3/32"=1'
 Drawing Number: TS-3.4

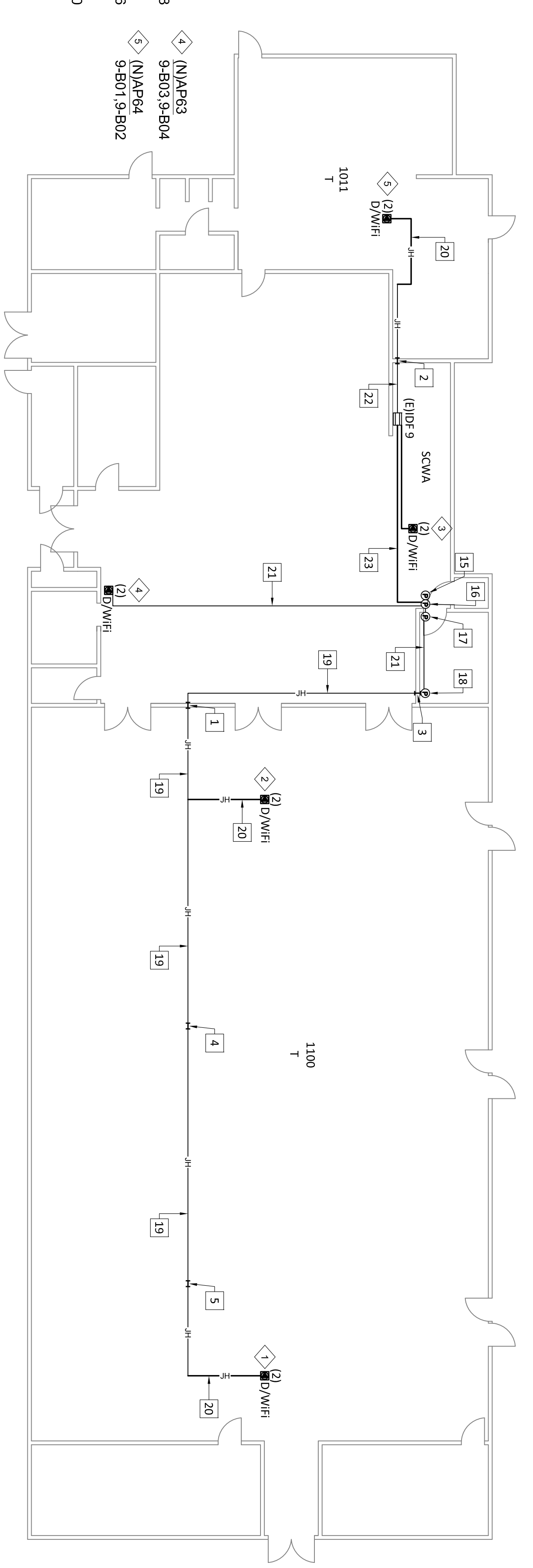
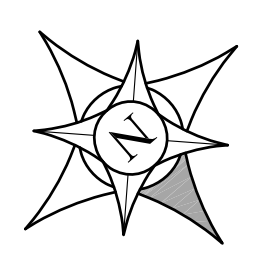
KEYED REFERENCE NOTES:

- 1 (N) 1" READY SLEEVE (E) 1" PENETRATION/SLEEVE
- 2 (E) 1" PENETRATION/SLEEVE
- 3 (E) 1" PENETRATION/SLEEVE
- 4 (E) 1" PENETRATION/SLEEVE
- 5 (E) 1" PENETRATION/SLEEVE
- 6 (E) 2" PENETRATION/SLEEVE
- 7 (E) 2" PENETRATION/SLEEVE
- 8 (E) 2" PENETRATION/SLEEVE
- 9 (E) 2" PENETRATION/SLEEVE
- 10 (E) 2" PENETRATION/SLEEVE
- 11 (E) 2" PENETRATION/SLEEVE
- 12 (E) 2" PENETRATION/SLEEVE
- 13 (E) 2" PENETRATION/SLEEVE
- 14 (E) 2" PENETRATION/SLEEVE
- 15 IPB11 - (E) 8" H X 8" W X 6" D NEMA 1 PULLBOX
- 16 IPB16 - (E) 8" H X 8" W X 6" D NEMA 1 PULLBOX
- 17 IPB12 - (E) 8" H X 8" W X 6" D NEMA 1 PULLBOX
- 18 IPB13 - (E) 8" H X 8" W X 6" D NEMA 1 PULLBOX
- 19 (E) J-HOOK PATHWAY
- 20 (N) J-HOOK PATHWAY
- 21 (E) 1" EMT
- 22 (E) 1 1/2" EMT
- 23 (E) 1 1/4" EMT




- LABELS**
- 1 (N)AP75 11-F01,11-F02
 - 2 (N)AP76 11-F03,11-F04
 - 3 (N)AP77 11-F05,11-F06
 - 4 (N)AP78 11-F07,11-F08
 - 5 (N)AP79 11-F09,11-F10
 - 6 (N)AP81 11-F11,11-F12
 - 7 (N)AP83 11-F13,11-F14

ZONE 11

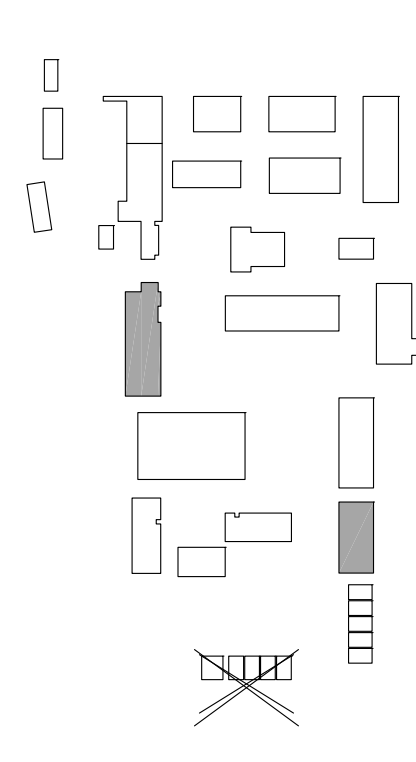


- LABELS**
- 1 (N)AP80 9-B07,9-B08
 - 2 (N)AP81 9-B05,9-B06
 - 3 (N)AP82 9-B09,9-B10
 - 4 (N)AP83 9-B03,9-B04
 - 5 (N)AP84 9-B01,9-B02

ZONE 9



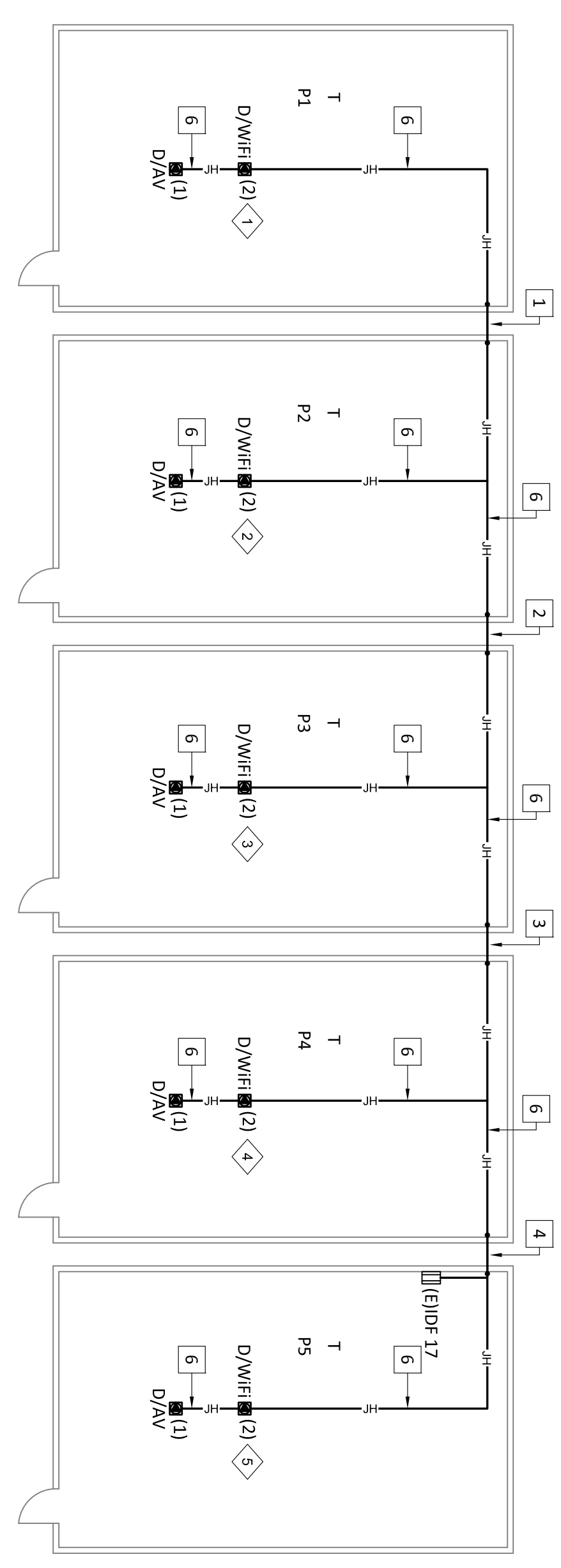
KEY PLAN






Jurupa Unified School District

- KEYED REFERENCE NOTES:**
- 1 (E) 2" LIQUID TIGHT FS001, FS002
 - 2 (E) 2" LIQUID TIGHT FS003, FS004
 - 3 (E) 2" LIQUID TIGHT FS005, FS006
 - 4 (E) 2" LIQUID TIGHT FS007, FS008
 - 5 (E) J-HOOK PATHWAY
 - 6 (N) J-HOOK PATHWAY



ZONE 17



- LABELS**
- 1 (N) AP100 17-D01, 17-D02
 - 2 (N) AP101 17-D03, 17-D04
 - 3 (N) AP102 17-D05, 17-D06
 - 4 (N) AP103 17-D07, 17-D08
 - 5 (N) AP104 17-D09, 17-D10

*THESE DRAWINGS WERE PREPARED AND DRAWN BY VECTOR USA

Revision No.	Description	Date

Gary L. Hiller

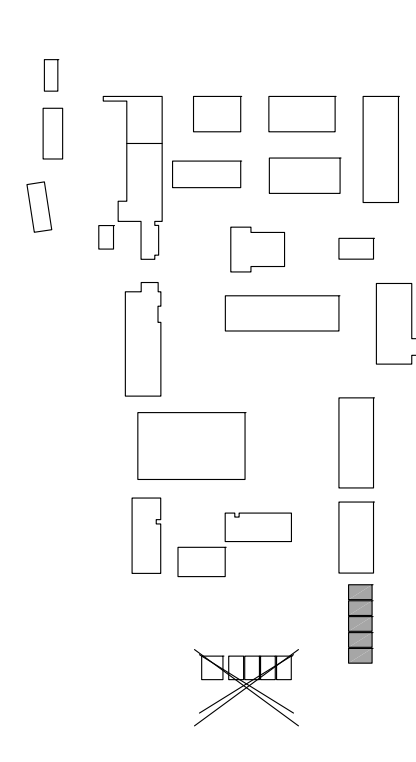
 COMMUNICATIONS RESTRICTION ENGINEER
 NETWORKS AND SYSTEMS ENGINEER
 NETWORKS AND SYSTEMS ENGINEER

VARIOUS SITES
 4850 PEDLEY ROAD
 JURUPA VALLEY, CA 92509

3MS, 2HS & RIVERCREST WiFi UPGRADE E-RATE YEAR 18

RUBIDOUX HIGH SCHOOL
 4250 OPAL ST., RIVERSIDE, CA 92509
 ZONE 17 AS-BUILT


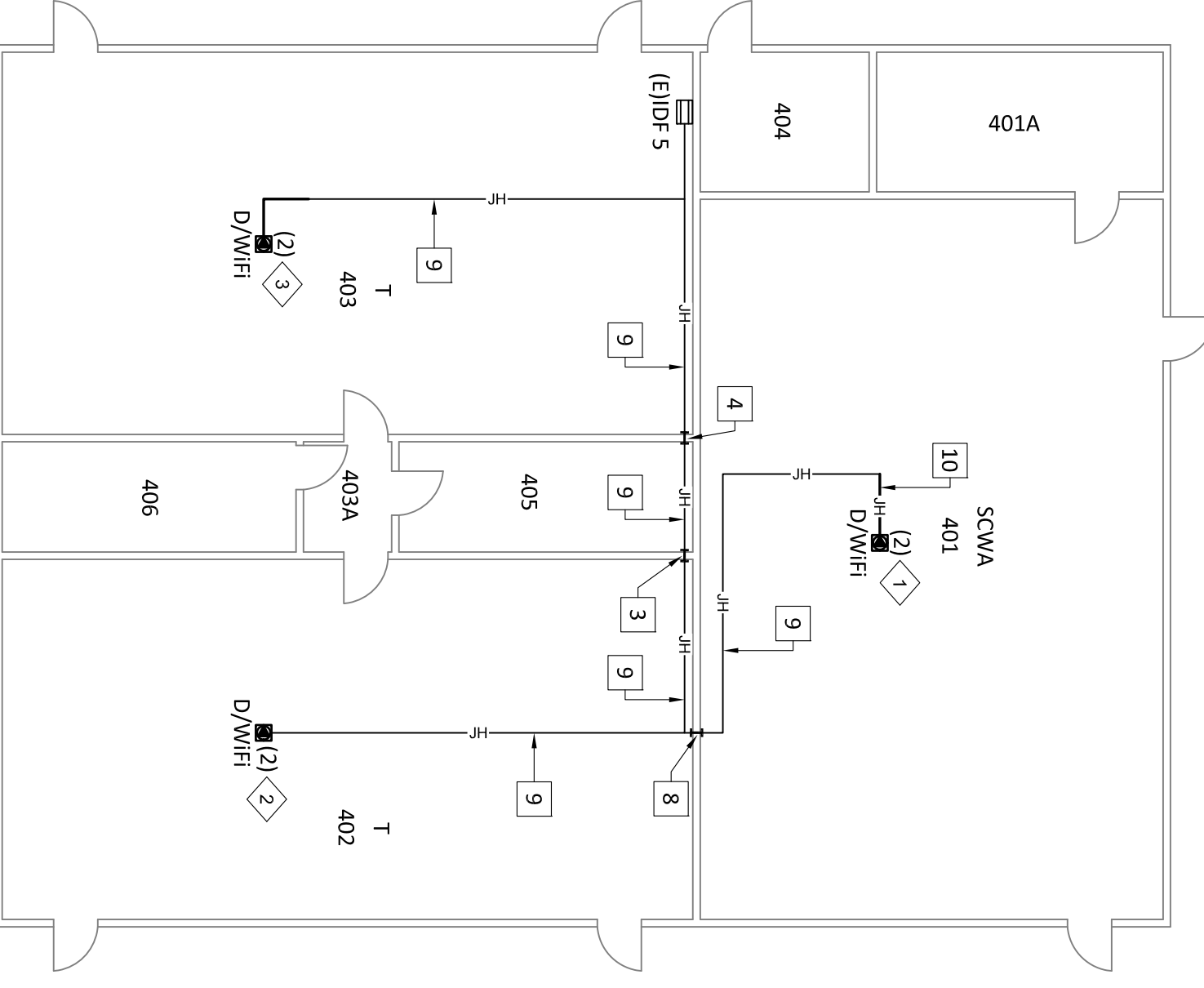
KEY PLAN



Date: 11/28/2014
 Project Number: 1014-282
 Scale: 3/32"=1'
 Drawing Number: **TS-3.5**


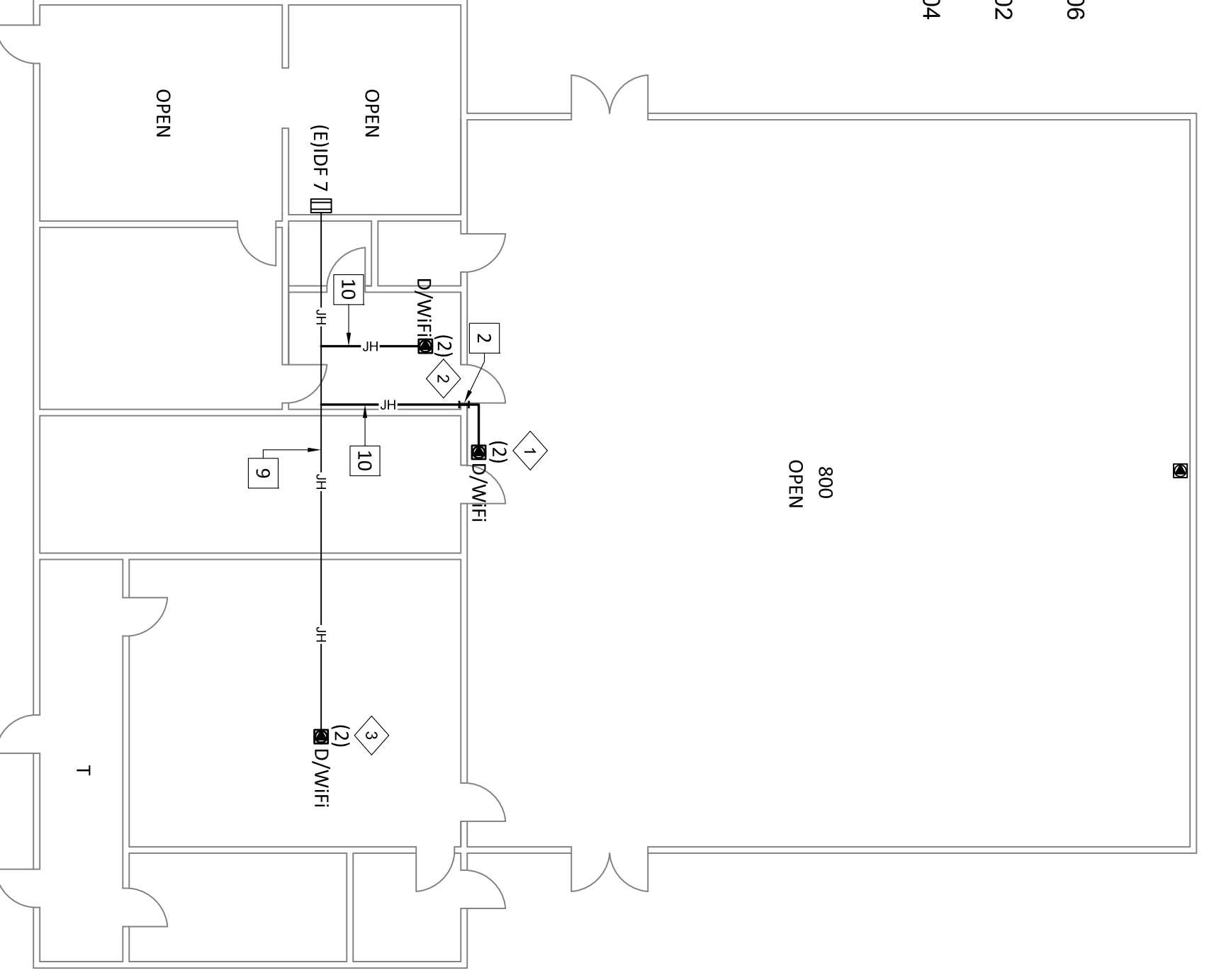
Approved By: GLH
 Designed: ITS
 Drawn By: RJB
 Checked: GLH
 Reviewed: MER

- LABELS**
- 1 (N)AP35
5-C01, 5-C02
 - 2 (N)AP36
5-C03, 5-C04
 - 3 (N)AP37
5-C05, 5-C06




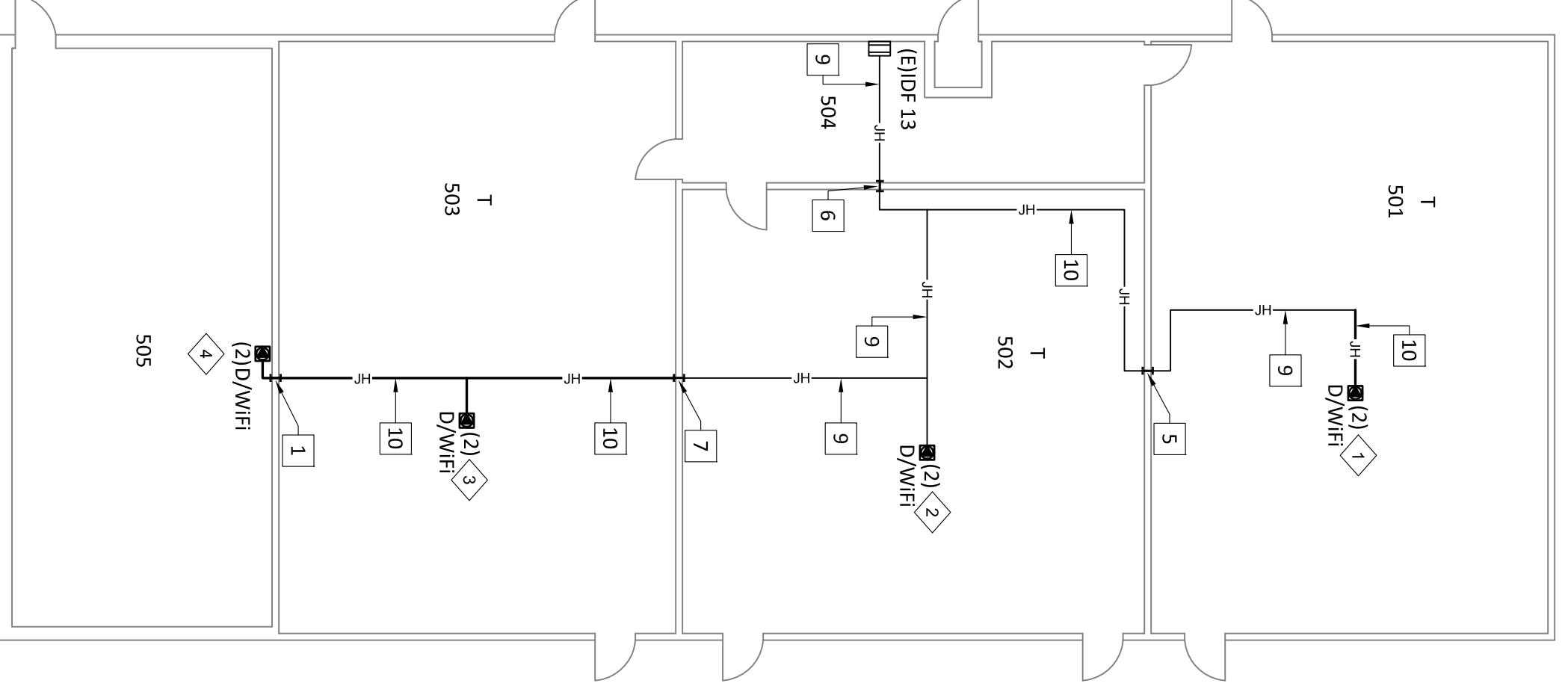
ZONE 5

- LABELS**
- 1 (N)AP44
7-C03, 7-C06
 - 2 (N)AP45
7-C01, 7-C02
 - 3 (N)AP46
7-C03, 7-C04



ZONE 7

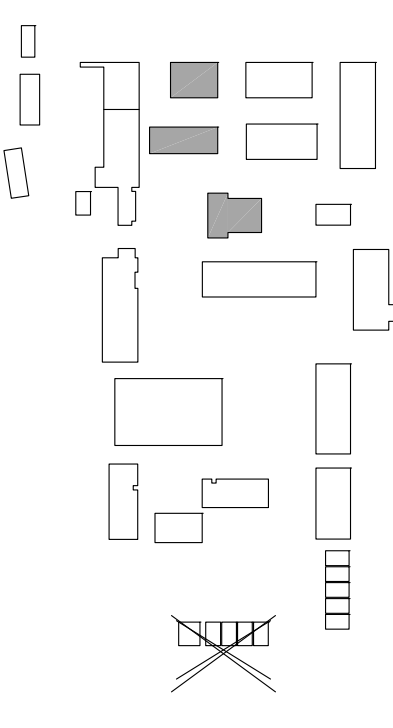
- LABELS**
- 1 (N)AP88
13-B01, 13-B02
 - 2 (N)AP89
13-B03, 13-B04
 - 3 (N)AP90
13-B05, 13-B06
 - 4 (N)AP91
13-B07, 13-B08






ZONE 13

- KEYED REFERENCE NOTES:**
- 1 (E) 1" PENETRATION/SLEEVE
FS089, FS090
 - 2 (N) 1" READY SLEEVE (N) FS083, FS084
 - 3 (N) 2" READY SLEEVE (N) FS143, FS144
 - 4 (E) 2" PENETRATION/SLEEVE
FS145, FS145
 - 5 (E) 3" PENETRATION/SLEEVE
FS085, FS086
 - 6 (E) 3" PENETRATION/SLEEVE
FS091, FS092
 - 7 (E) 3" PENETRATION/SLEEVE
FS087, FS088
 - 8 (E) 3" PENETRATION/SLEEVE
FS141, FS142
 - 9 (E) J-HOOK PATHWAY
 - 10 (N) J-HOOK PATHWAY

KEY PLAN



*THESE DRAWINGS WERE PREPARED AND DRAWN BY VECTOR USA

<p>VARIOUS SITES 4850 PEDLEY ROAD JURUPA VALLEY, CA 92509</p>	 <p>COMMUNICATIONS INFRASTRUCTURE ENGINEER NETWORKS AND SYSTEMS ENGINEER ELECTRICAL ENGINEER</p>	<p>Gary L. Hiller</p>	<table border="1" style="width: 100%; border-collapse: collapse;"> <thead> <tr> <th>Revision No.</th> <th>Description</th> <th>Date</th> </tr> </thead> <tbody> <tr><td> </td><td> </td><td> </td></tr> <tr><td> </td><td> </td><td> </td></tr> <tr><td> </td><td> </td><td> </td></tr> <tr><td> </td><td> </td><td> </td></tr> </tbody> </table>	Revision No.	Description	Date												
Revision No.	Description	Date																
<p>3MS, 2HS & RIVERCREST WiFi UPGRADE E-RATE YEAR 18</p>	<p>RUBIDOUX HIGH SCHOOL 4250 OPAL ST., RIVERSIDE, CA 92509 ZONE 5, 7 & 13 AS-BUILT</p>																	
<p>Approved By: GLH Designed: TTS Drawn By: RJB Checked: GLH Reviewed: MER</p>	<p>Jurupa Unified School District</p> 																	
<p>Date: 11/28/2014 TTS Project Number: 1014-282 Scale: 3/32"=1' Drawing Number: TS-3.6</p>	<p>DRAWING NOT MAINTAINED BY Informational Phone: (760) 369-9418</p>  <p>Informational Phone: (760) 369-9418</p>																	



Jurupa Unified School District

Revision No.	Description	Date

Gary L. Hiller
 COMMUNICATIONS INFRASTRUCTURE ENGINEER
 NETWORKS ENGINEER
 NETWORKS ENGINEER



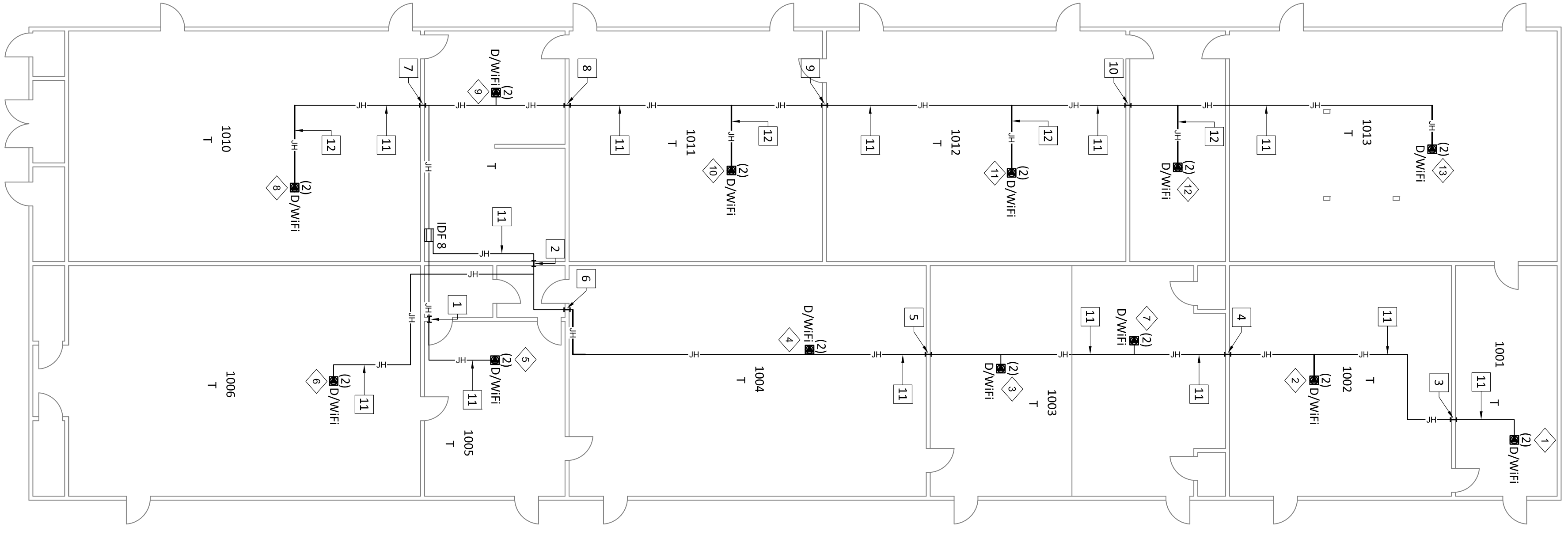
*THESE DRAWINGS WERE PREPARED AND DRAWN BY VECTOR USA

KEYED REFERENCE NOTES:


- 1 (E) 2" PENETRATION/SLEEVE FS073, FS074
- 2 (N) 2" READY SLEEVE FS072, FS071
- 3 (E) 3" PENETRATION/SLEEVE FS063, FS064
- 4 (E) 3" PENETRATION/SLEEVE FS065, FS066
- 5 (E) 3" PENETRATION/SLEEVE FS067, FS068
- 6 (E) 3" PENETRATION/SLEEVE FS069, FS070
- 7 (E) 3" PENETRATION/SLEEVE FS075, FS076
- 8 (E) 3" PENETRATION/SLEEVE FS077, FS078
- 9 (E) 3" PENETRATION/SLEEVE FS079, FS080
- 10 (E) 3" PENETRATION/SLEEVE FS081, FS082
- 11 (E) J-HOOK PATHWAY
- 12 (N) J-HOOK PATHWAY

LABELS

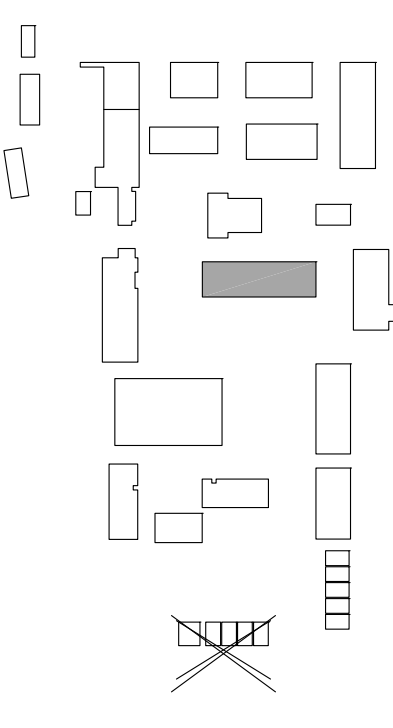
- 1 (N)AP47 8-E01,8-E02
- 2 (N)AP48 8-E03,8-E04
- 3 (N)AP49 8-E05,8-E06
- 4 (N)AP90 8-E07,8-E08
- 5 (N)AP51 8-E09,8-E10
- 6 (N)AP52 8-E11,8-E12
- 7 (N)AP53 8-E13,8-E14
- 8 (N)AP54 8-E15,8-E16
- 9 (N)AP55 8-E17,8-E19
- 10 (N)AP56 8-E19,8-E20
- 11 (N)AP57 8-E21,8-E22
- 12 (N)AP58 8-E23,8-E24
- 13 (N)AP59 8-E25,8-E26



ZONE 8



KEY PLAN



VARIOUS SITES
 4850 PEDLEY ROAD
 JURUPA VALLEY, CA 92509

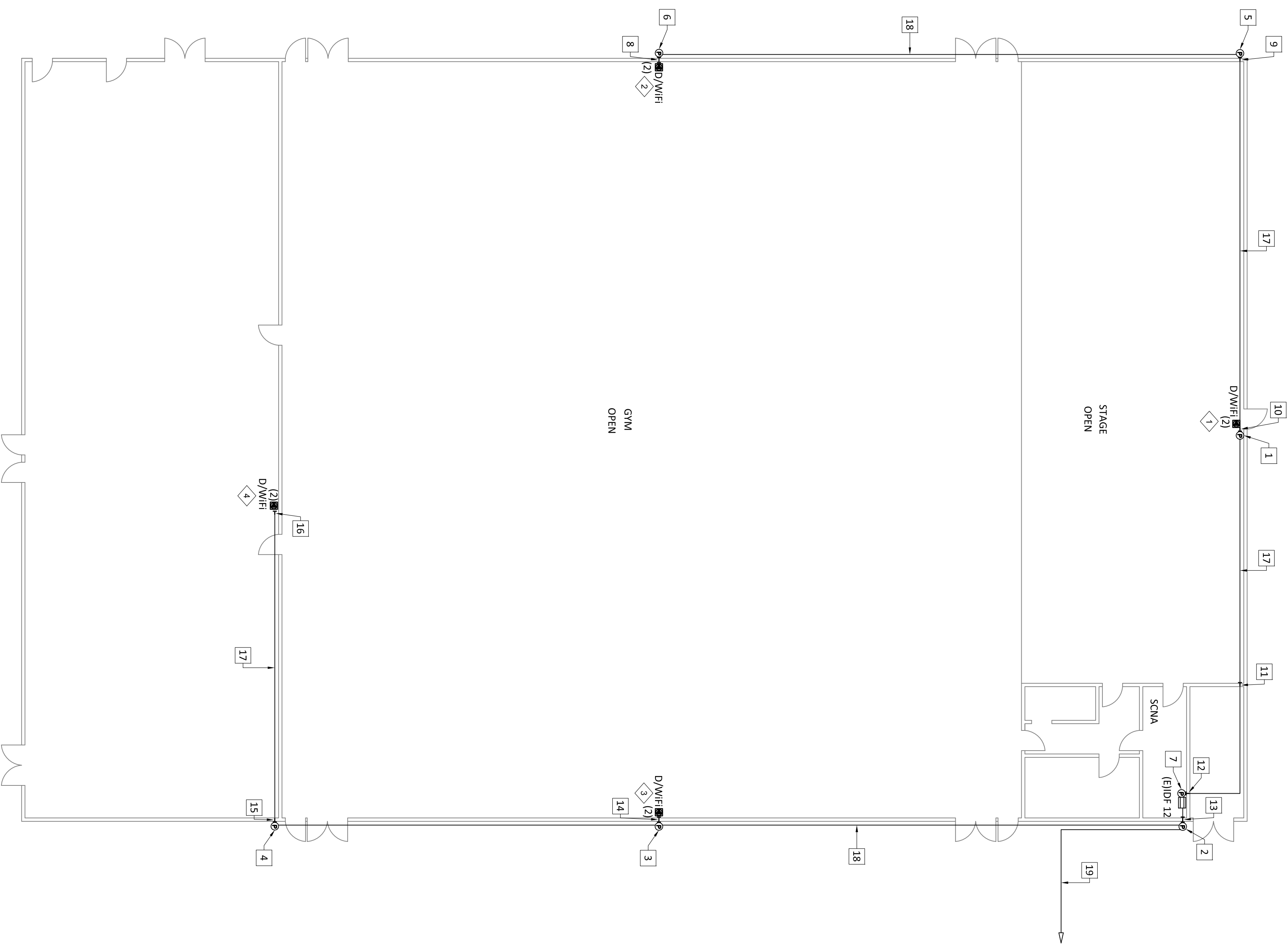
3MS, 2HS & RIVERCREST WiFi
 UPGRADE E-RATE YEAR 18

RUBIDOUX HIGH SCHOOL
 4250 OPAL ST., RIVERSIDE, CA 92509
 ZONE 8 AS-BUILT

Approved By:	GLH
Designed:	ITS
Drawn By:	RJB
Checked:	GLH
Reviewed:	MER
Date:	11/28/2014
ITS Project Number:	1014-282
Scale:	3/32"=1'
Drawing Number:	TS-3.7


LABELS

- 1 NJAP30
12-B03, 12-B04
- 2 NJAP54
12-B01, 12-B02
- 3 NJAP85
12-B05, 12-B06
- 4 NJAP86
12-B07, 12-B08



MATCH LINE - SEE SHEET T5-3.9

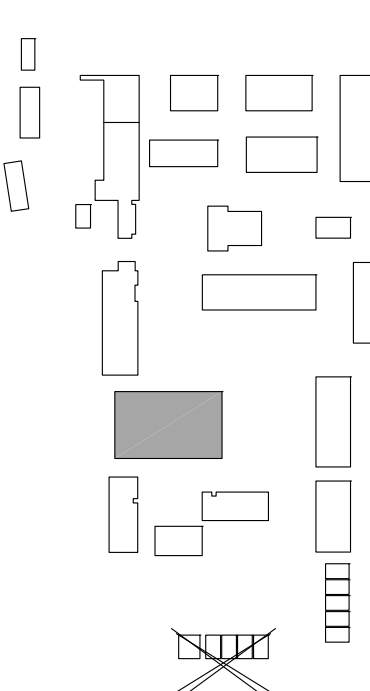
ZONE 12



KEYED REFERENCE NOTES:

- 1 IPB15 - (E) 8" H X 8" W X 6" D NEMA 1 PULLBOX
- 2 OPB18 - (E) 12" H X 12" W X 6" D NEMA 3R PULLBOX
- 3 OPB13 - (E) 8" H X 8" W X 6" D NEMA 3R PULLBOX
- 4 OPB14 - (E) 8" H X 8" W X 6" D NEMA 3R PULLBOX
- 5 OPB15 - (E) 8" H X 8" W X 6" D NEMA 3R PULLBOX
- 6 OPB16 - (E) 8" H X 8" W X 6" D NEMA 3R PULLBOX
- 7 IPB19 - (E) 8" H X 8" W X 6" D NEMA 1 PULLBOX
- 8 (E) 1" PENETRATION/SLEEVE
FS165, FS166
- 9 (E) 1" PENETRATION/SLEEVE
FS167
- 10 (E) 1" PENETRATION/SLEEVE
FS168
- 11 (E) 1" PENETRATION/SLEEVE
FS169
- 12 (E) 1" PENETRATION/SLEEVE
FS170
- 13 (E) 1" PENETRATION/SLEEVE
FS171, FS172
- 14 (E) 1" PENETRATION/SLEEVE
FS173, FS174
- 15 (E) 1" PENETRATION/SLEEVE
FS175
- 16 (E) 1" PENETRATION/SLEEVE
FS176
- 17 (E) 1" EMT
- 18 (E) 1" GRC
- 19 (E) 1 1/2" GRC

KEY PLAN



*THESE DRAWINGS WERE PREPARED AND DRAWN BY VECTOR USA

VARIOUS SITES
4850 PEDLEY ROAD
JURUPA VALLEY, CA 92509

3MS, 2HS & RIVERCREST WiFi
UPGRADE E-RATE YEAR 18

RUBIDOUX HIGH SCHOOL
4250 OPAL ST., RIVERSIDE, CA 92509
ZONE 12 AS-BUILT (PARTIAL)

Revision No.	Description	Date




Information Technology Solutions, LLC
 Phone: (760) 369-9418



Jurupa Unified School District

Approved By:	GLH
Designed:	TTS
Drawn By:	RJB
Checked:	GLH
Reviewed:	MER
Date:	11/28/2014
TTS Project Number:	1014-282
Scale:	3/32"=1'
Drawing Number:	T5-3.8

Gary L. Hiller


 COMMUNICATIONS INFRASTRUCTURE ENGINEER
 NETWORKS AND SYSTEMS ENGINEER
 LICENSE NO. 22208



Information Technology Solutions, LLC
 Phone: (760) 369-9418

Jurupa Unified School District

Revision No.	Description	Date

*THESE DRAWINGS WERE PREPARED AND DRAWN BY VECTOR USA

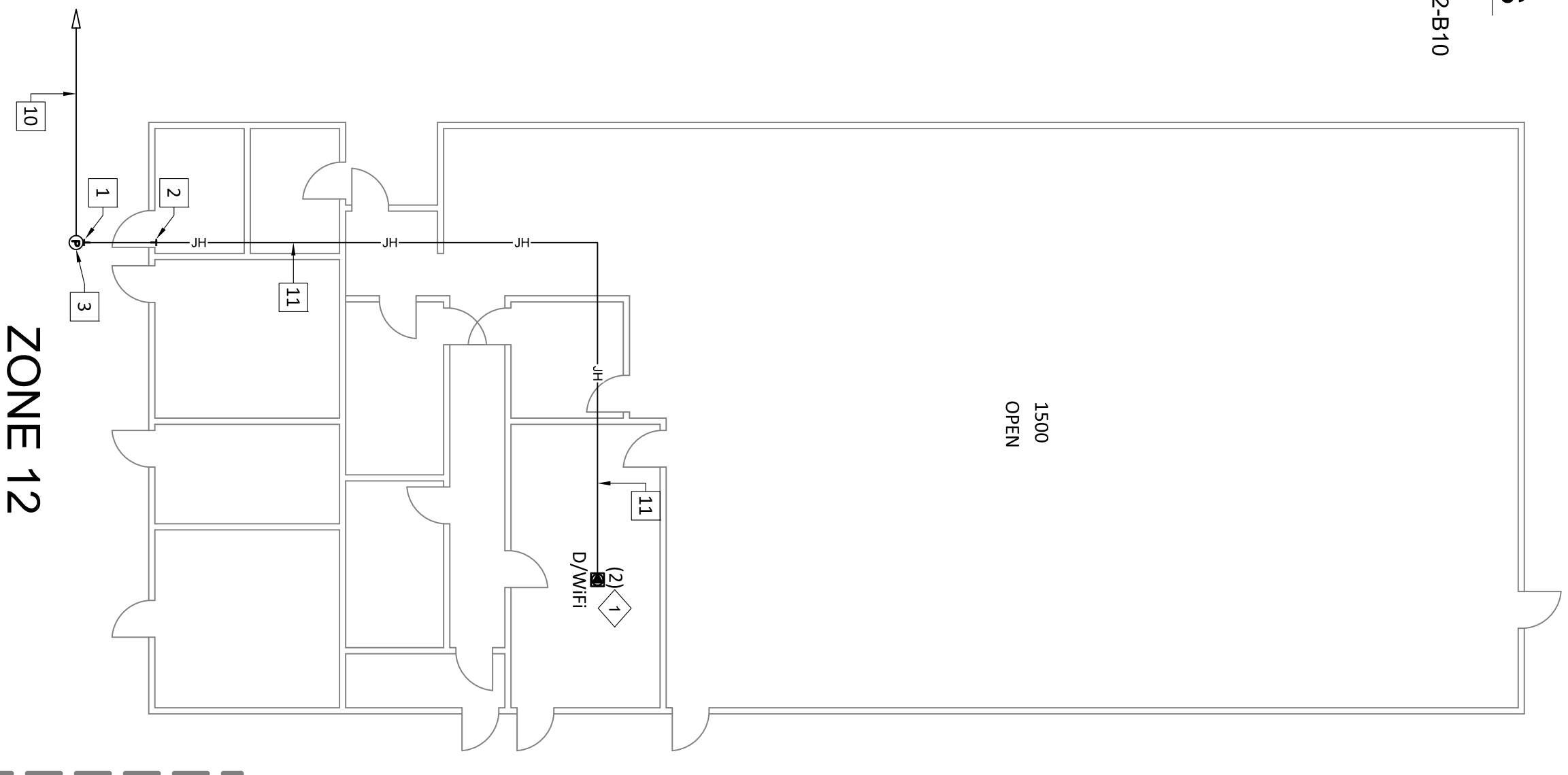
KEYED REFERENCE NOTES:

- 1 (E) 1/2" PENETRATION/SLEEVE FS177
- 2 (E) 1/2" PENETRATION/SLEEVE FS178
- 3 OPB-10 - (E) 14"H X 12"W X 8"D NEMA 4R PULLBOX (ON ARCADE)
- 4 OPB-11 - (E) 14"H X 12"W X 8"D NEMA 4R PULLBOX FS179
- 5 (E) 1/2" PENETRATION/SLEEVE FS179
- 6 (E) 1/2" PENETRATION/SLEEVE FS180
- 7 (E) 1" PENETRATION/SLEEVE FS183,FS184
- 8 (E) 1" PENETRATION/SLEEVE FS185,FS186
- 9 (N) 2" READY SLEEVE FS181,FS182
- 10 (E) 1 1/2" GRC
- 11 (E) J-HOOK PATHWAY
- 12 (N) J-HOOK PATHWAY

LABELS
 (N)AP87
 12-B09,12-B10

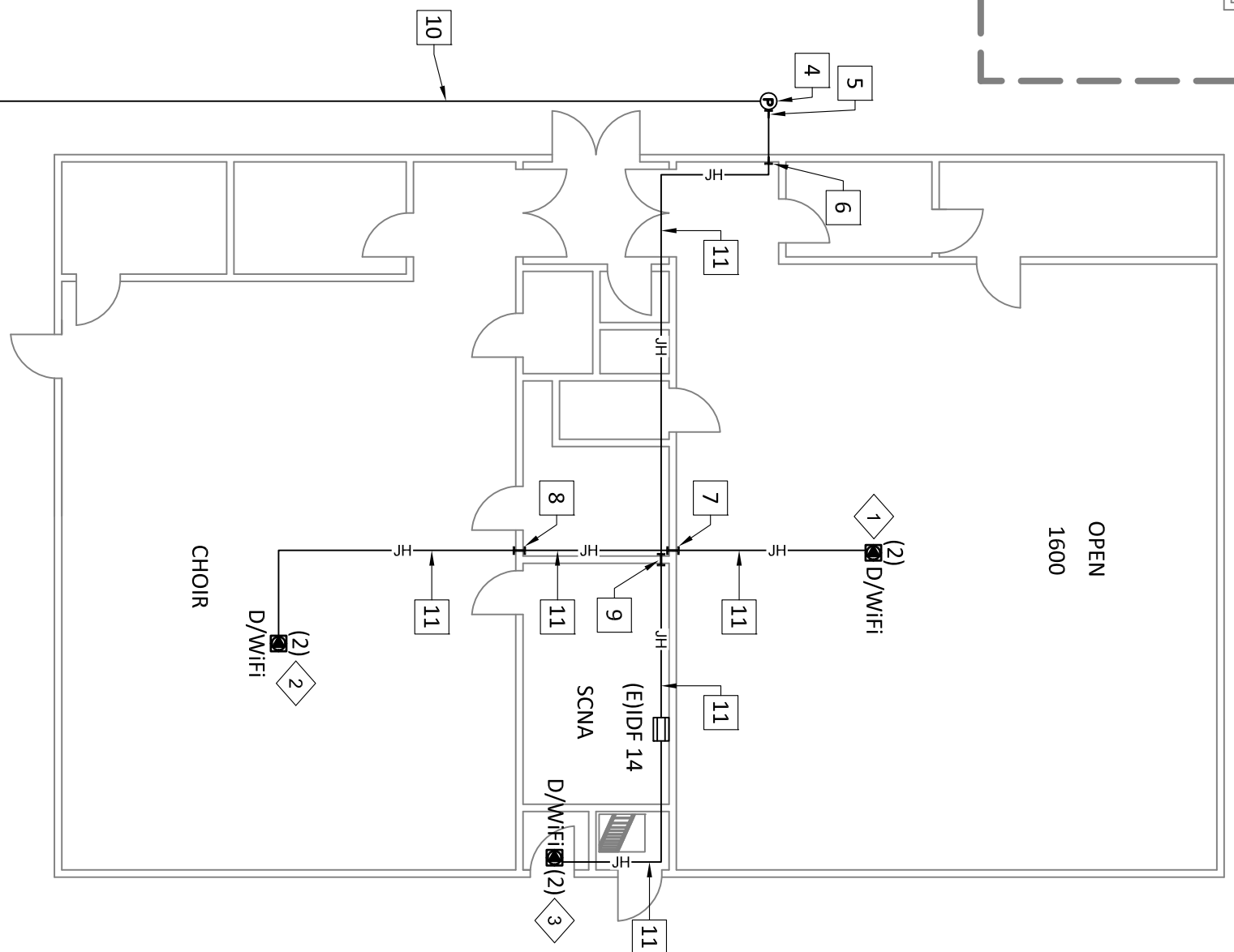
MATCH LINE - SEE SHEET T5-3.8

ZONE 12




LABELS
 (N)AP92
 14-B05,14-B06
 (N)AP93
 14-B03,14-B04
 (N)AP94
 14-B01,14-B02

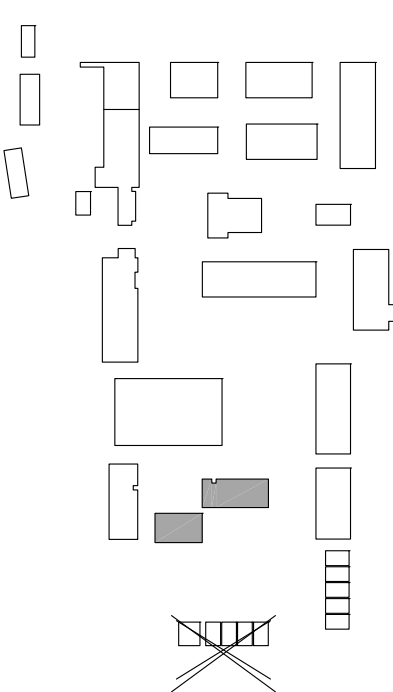
ZONE 14



MATCH LINE - SEE SHEET T5-3.12
 TO LOCKER ROOM



KEY PLAN



VARIOUS SITES
 4850 PEDLEY ROAD
 JURUPA VALLEY, CA 92509

3MS, 2HS & RIVERCREST WiFi
 UPGRADE E-RATE YEAR 18

RUBIDOUX HIGH SCHOOL
 4250 OPAL ST., RIVERSIDE, CA 92509
 ZONE 12 & 14 AS-BUILT (PARTIAL)

COMMUNICATIONS INFRASTRUCTURE NETWORK ENGINEER
 NETWORK ENGINEER



Gary L. Hiller

Approved By:	GLH
Designed:	TTS
Drawn By:	RJB
Checked:	GLH
Reviewed:	MER
Date:	11/28/2014
TTS Project Number:	1014-282
Scale:	3/32"=1'
Drawing Number:	T5-3.9



Jurupa Unified School District

Revision No.	Description	Date

*THESE DRAWINGS WERE PREPARED AND DRAWN BY VECTOR USA

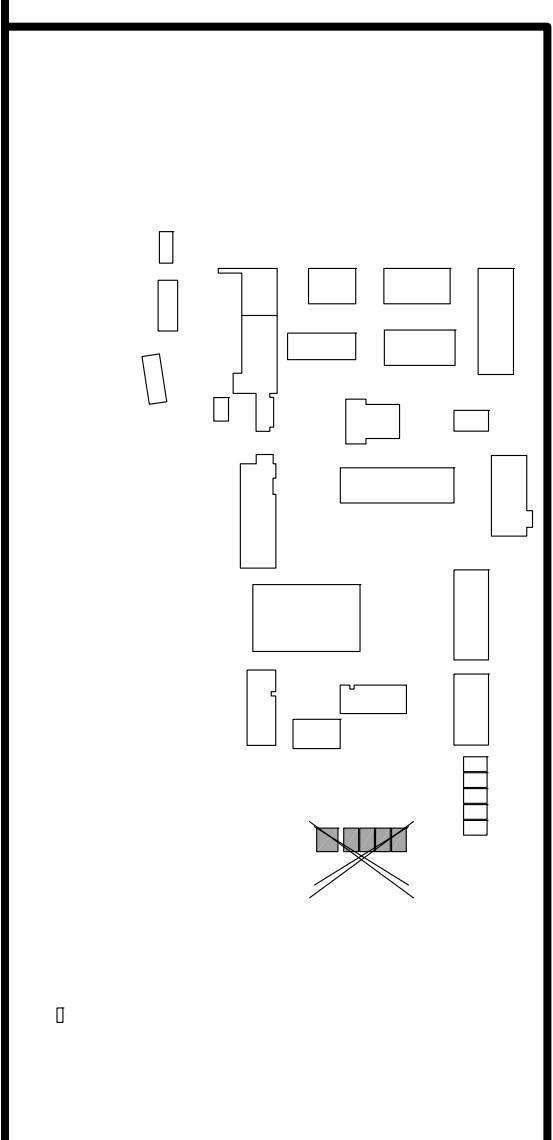
Gary L. Hiller

 COMMUNICATIONS INFRASTRUCTURE ENGINEER
 NETWORKS AND SYSTEMS ENGINEER
 AND/OR PLANNING ENGINEER


VARIOUS SITES
 4850 PEDLEY ROAD
 JURUPA VALLEY, CA 92509

**3MS, 2HS & RIVERCREST WiFi
 UPGRADE E-RATE YEAR 18**

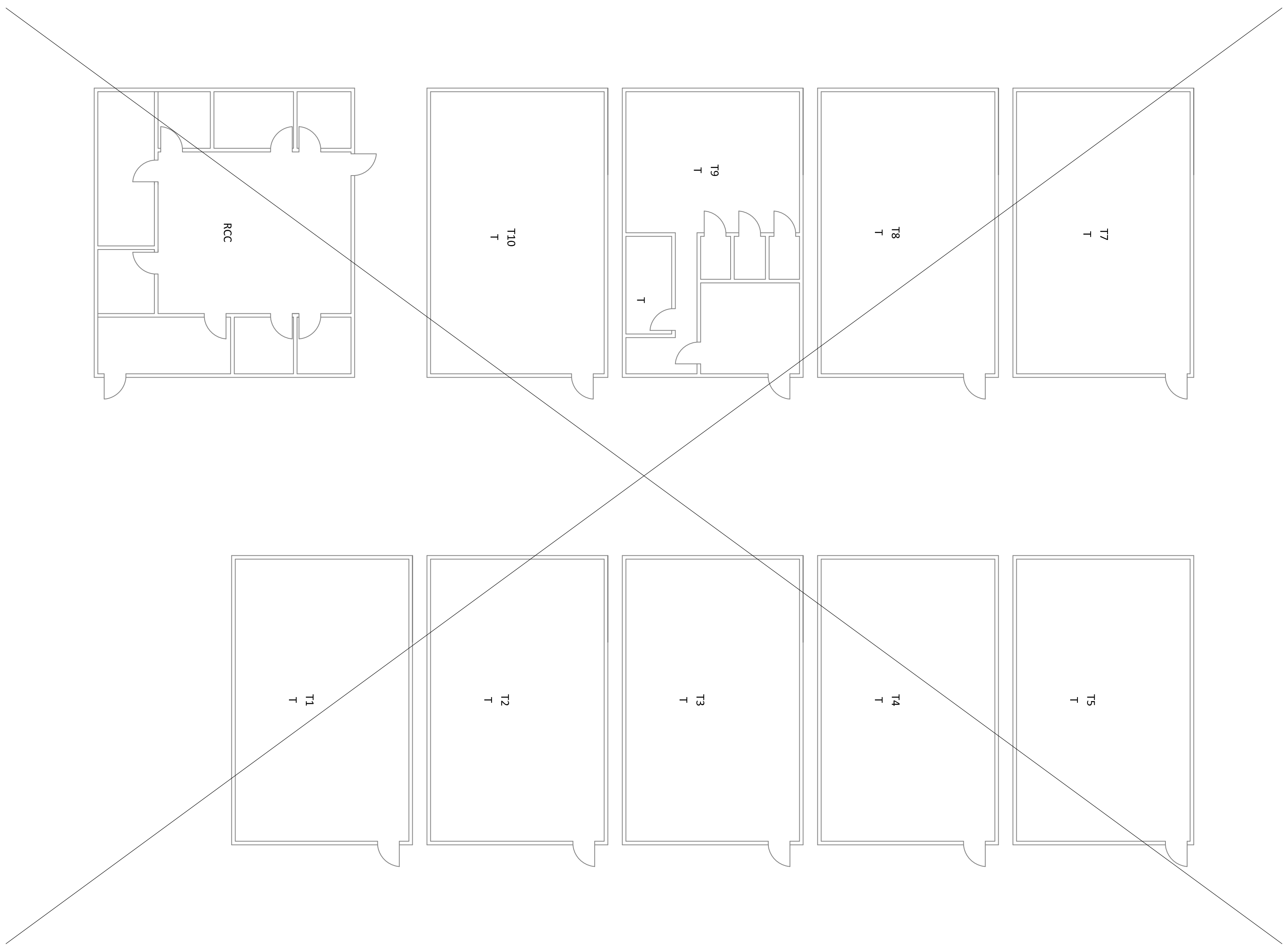
RUBIDOUX HIGH SCHOOL
 4250 OPAL ST., RIVERSIDE, CA 92509
 (NOT PART OF SCOPE)



KEY PLAN



NOT A PART - REMOVED FROM SCOPE





Jurupa Unified School District

Revision No.	Description	Date

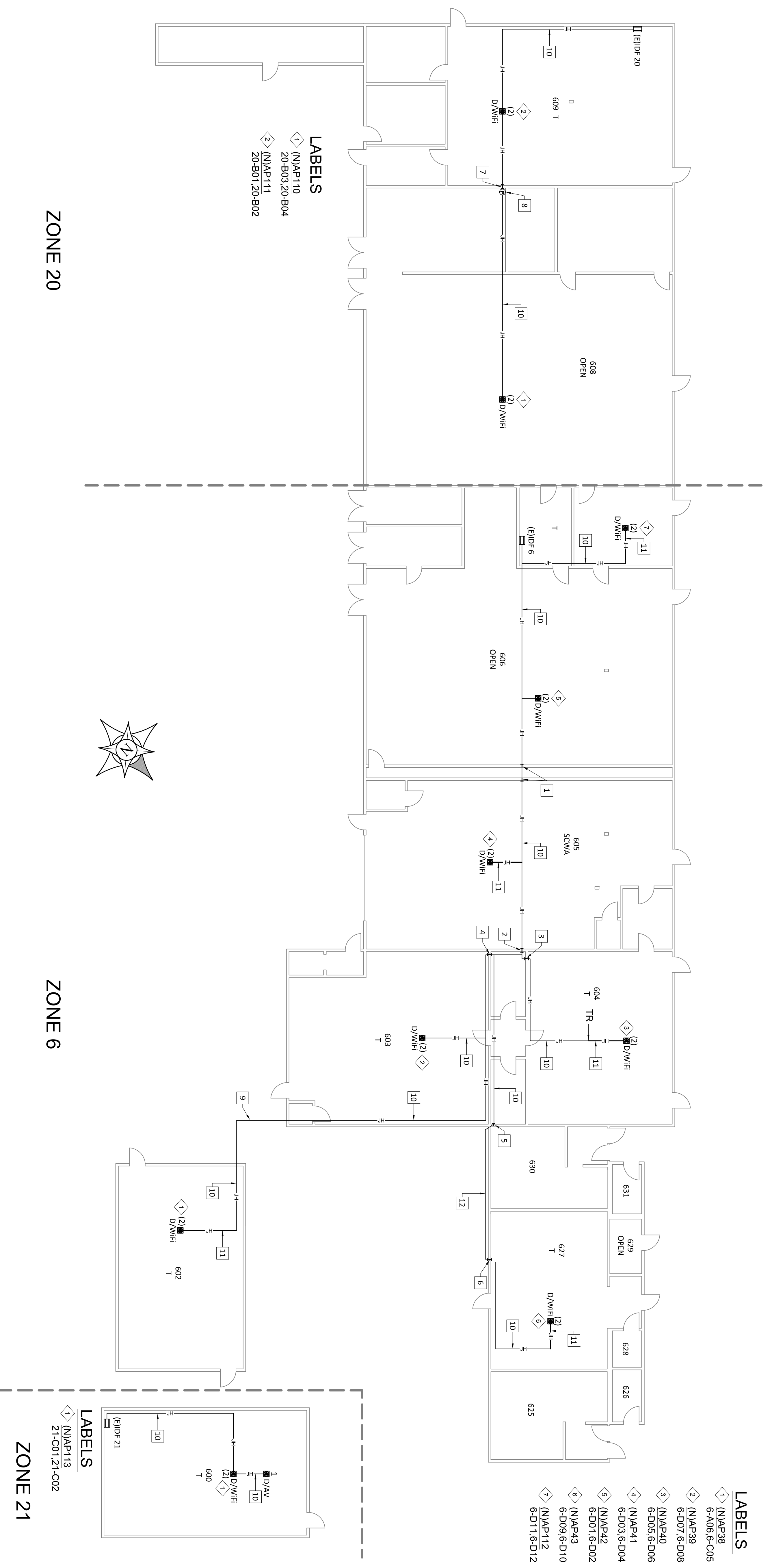
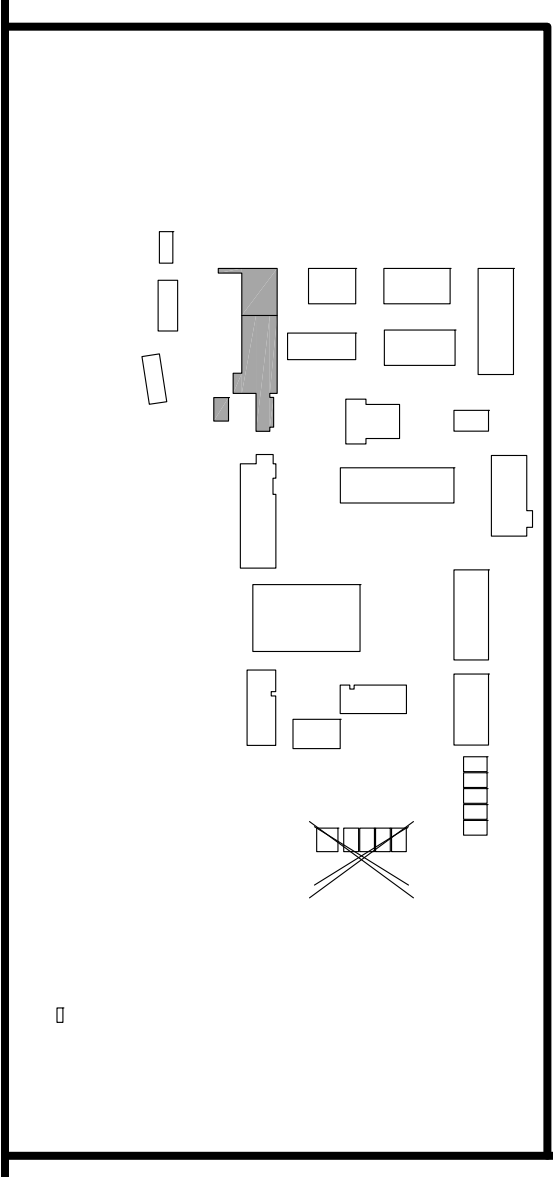
*THESE DRAWINGS WERE PREPARED AND DRAWN BY VECTOR USA

Gary L. Hiller
 COMMUNICATIONS RESTRICTION ENGINEER
 NETWORK DESIGN ENGINEER
 NETWORK PLANNING ENGINEER

VARIOUS SITES
 4850 PEDLEY ROAD
 JURUPA VALLEY, CA 92509

**3MS, 2HS & RIVERCREST WiFi
 UPGRADE E-RATE YEAR 18**

Approved By:	GLH
Designed:	TTS
Drawn By:	RJB
Checked:	GLH
Reviewed:	MER
Date:	11/28/2014
TTS Project Number:	1014-282
Scale:	3/32"=1'
Drawing Number:	TS-3.11



KEYED REFERENCE NOTES:

- 1 (N) 2" PENETRATION/SLEEVE FS149, FS150
- 2 (E) 2" PENETRATION/SLEEVE FS151, FS152
- 3 (E) 2" PENETRATION/SLEEVE FS153, FS154
- 4 (E) 2" PENETRATION/SLEEVE FS155, FS156
- 5 (E) 1" PENETRATION/SLEEVE FS157
- 6 (E) 2" PENETRATION/SLEEVE FS158, FS159, FS160
- 7 (E) 2" PENETRATION/SLEEVE FS147, FS148
- 8 (E) 8" H X 8" W X 6" D NEMA 1 PULLBOX
- 9 (E) 1" LIQUID TIGHT
- 10 (E) J-HOOK PATHWAY
- 11 (N) J-HOOK PATHWAY
- 12 (E) 1" GRC

ZONE 20

ZONE 6

ZONE 21

LABELS

- 1 (N)AP110 20-B03,20-B04
- 2 (N)AP111 20-B01,20-B02

LABELS

- 1 (N)AP38 6-A06,6-C05
- 2 (N)AP39 6-D07,6-D08
- 3 (N)AP40 6-D05,6-D06
- 4 (N)AP41 6-D03,6-D04
- 5 (N)AP42 6-D01,6-D02
- 6 (N)AP43 6-D09,6-D10
- 7 (N)AP112 6-D11,6-D12

LABELS

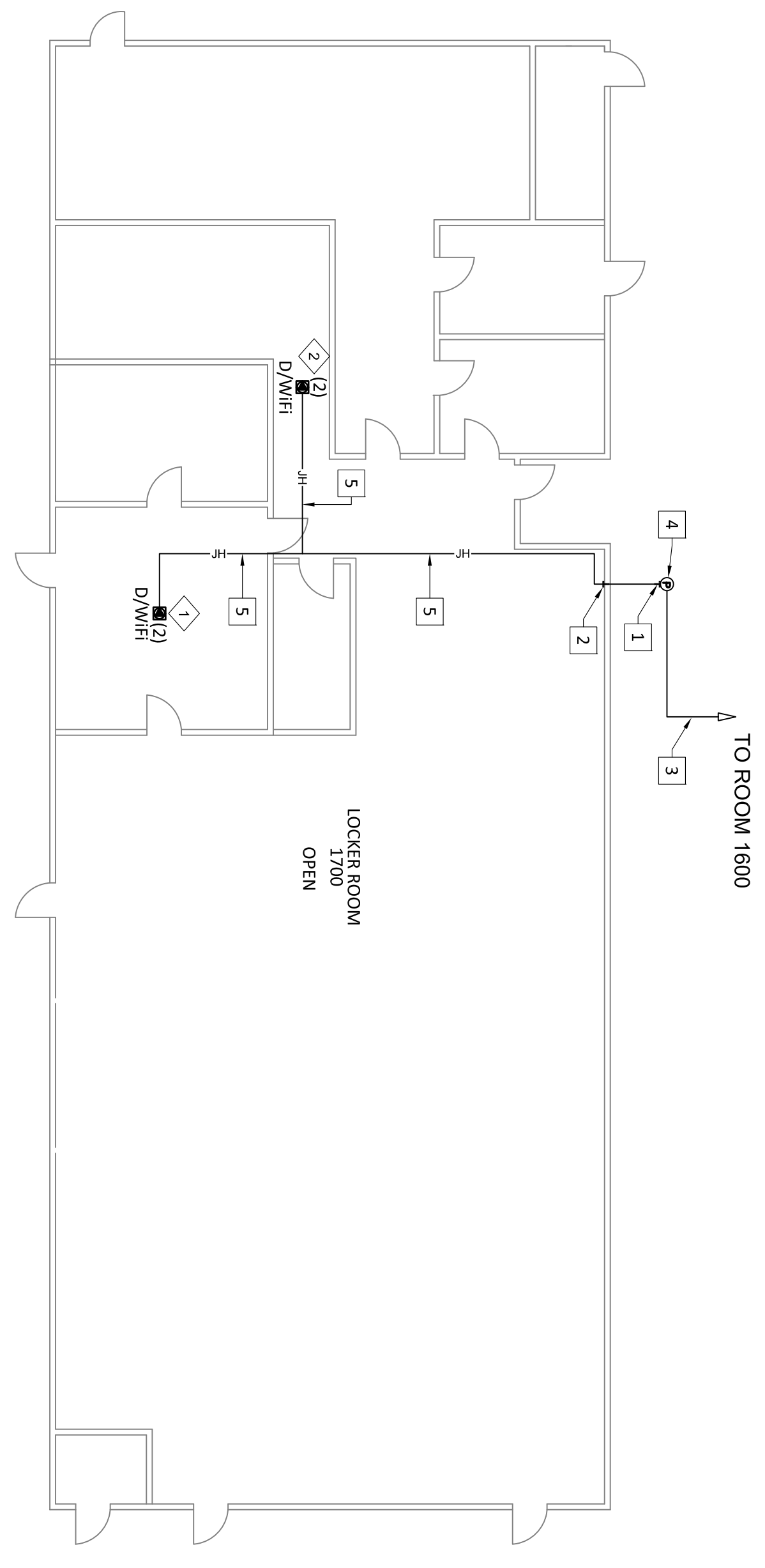
- 1 (N)AP113 21-C01,21-C02



Jurupa Unified School District

- KEYED REFERENCE NOTES:**
- 1 (E) 1/2" PENETRATION/SLEEVE FS187
 - 2 (E) 1/2" PENETRATION/SLEEVE FS188
 - 3 (E) 1 1/2" GRC
 - 4 OPB-12 - (E) 14" H X 12" W X 8" D NEMA 4R PULLBOX (ON ARCADE)
 - 5 (E) J-HOOK PATHWAY

MATCH LINE - SEE SHEET TS-3.9



- LABELS**
- 1 (N/AP)95 14-B07, 14-B08
 - 2 (N/AP)96 14-B09, 14-B10

ZONE 14

*THESE DRAWINGS WERE PREPARED AND DRAWN BY VECTOR USA

Revision No.	Description	Date


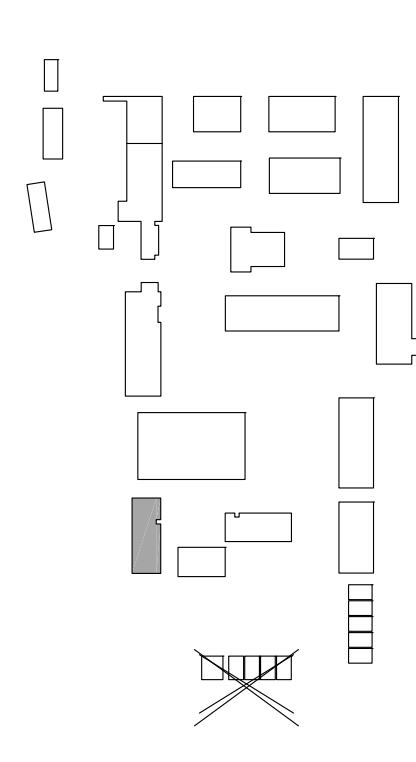
Gary L. Hiller
 COMMUNICATIONS INSPECTION ENGINEER
 NETWORKS, SECURITY & SYSTEMS ENGINEER
 No. 22208
 Expires: 06/30/2015

VARIOUS SITES
 4850 PEDLEY ROAD
 JURUPA VALLEY, CA 92509

3MS, 2HS & RIVERCREST WiFi
UPGRADE E-RATE YEAR 18

Approved By:	GLH
Designed:	ITS
Drawn By:	RJB
Checked:	GLH
Reviewed:	MER
Date:	11/28/2014
ITS Project Number:	1014-282
Scale:	3/32"=1'
Drawing Number:	TS-3.12

KEY PLAN



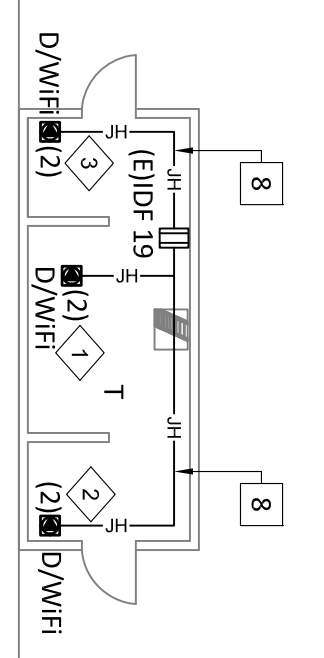


Jurupa Unified School District


- KEYED REFERENCE NOTES:**
- 1 IPB-01 - (E) 18"H X 18"W X 6"D NEMA 1 PULLBOX
 - 2 IPB-02 - (E) 18"H X 18"W X 6"D NEMA 1 PULLBOX
 - 3 OPB-01 - (E) 24"H X 24"W X 6"D NEMA 3R PULLBOX
 - 4 OPB-02 - (E) 24"H X 24"W X 6"D NEMA 3R PULLBOX
 - 5 (E) 2" PENETRATION/SLEEVE
FS189,FS190
 - 6 (E) 2" PENETRATION/SLEEVE
FS191,FS192
 - 7 (E) HH-S1
 - 8 (E) J-HOOK PATHWAY
 - 9 (E) J-HOOK PATHWAY

LABELS

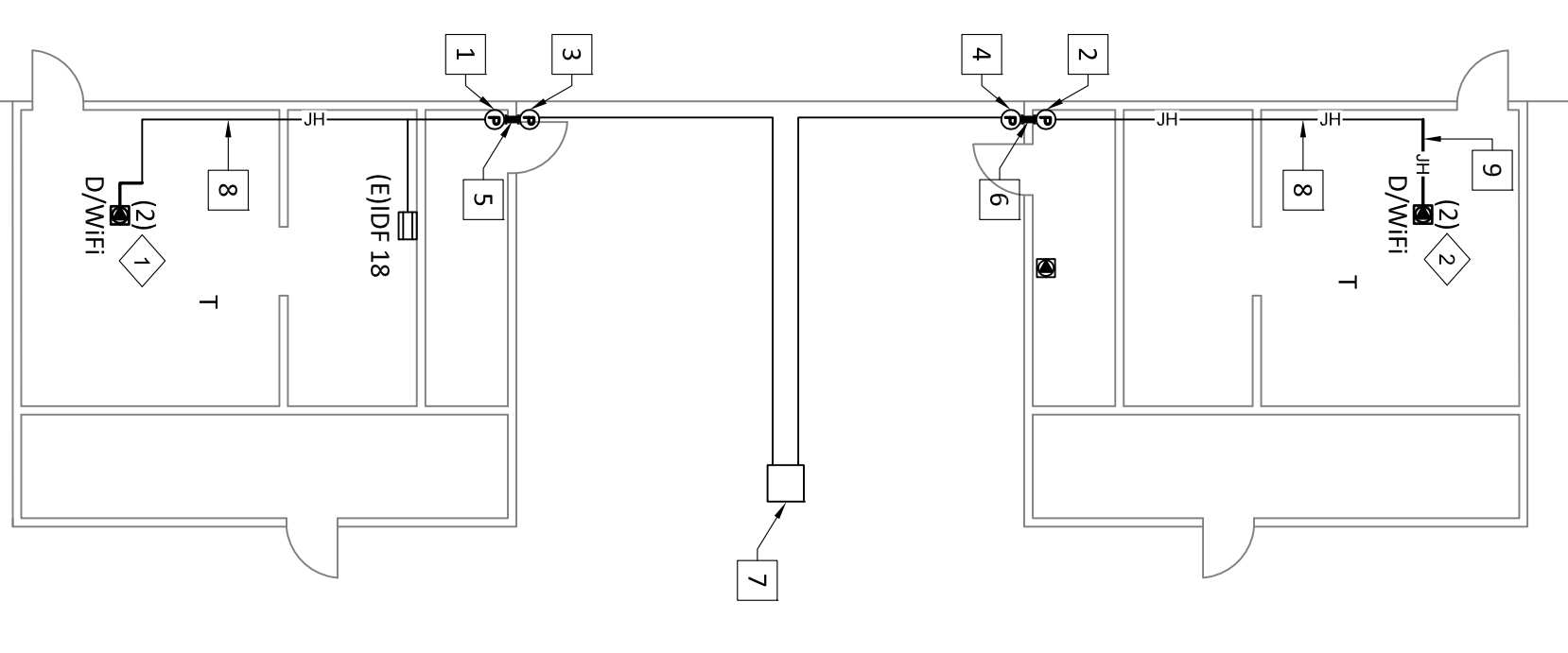
- 1 (N)AP107
19-B03,19-B04
- 2 (N)AP108
19-B04,19-B05
- 3 (N)AP109
19-B01,19-B02



ZONE 19



ZONE 18



LABELS

- 1 (N)AP105
18-B01, 18-B02
- 2 (N)AP106
18-B03, 18-B04

*THESE DRAWINGS WERE PREPARED AND DRAWN BY VECTOR USA

Revision No.	Description	Date

Gary L. Hiller

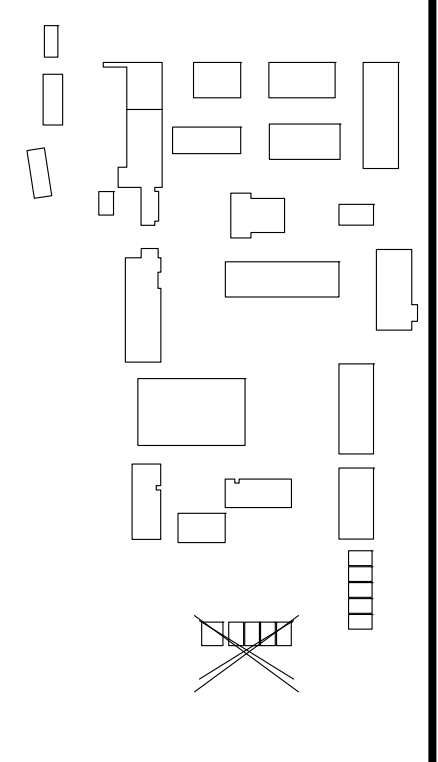
 COMMUNICATIONS RESTRICTION ENGINEER
 NETWORKS AND SYSTEMS ENGINEER
 NETWORKS AND SYSTEMS ENGINEER

VARIOUS SITES
 4850 PEDLEY ROAD
 JURUPA VALLEY, CA 92509

**3MS, 2HS & RIVERCREST WiFi
 UPGRADE E-RATE YEAR 18**

Approved By:	GLH
Designed:	TTS
Drawn By:	RJB
Checked:	GLH
Reviewed:	MER
Date:	11/28/2014
TTS Project Number:	1014-282
Scale:	3/32"=1'
Drawing Number:	TS-3.13

KEY PLAN

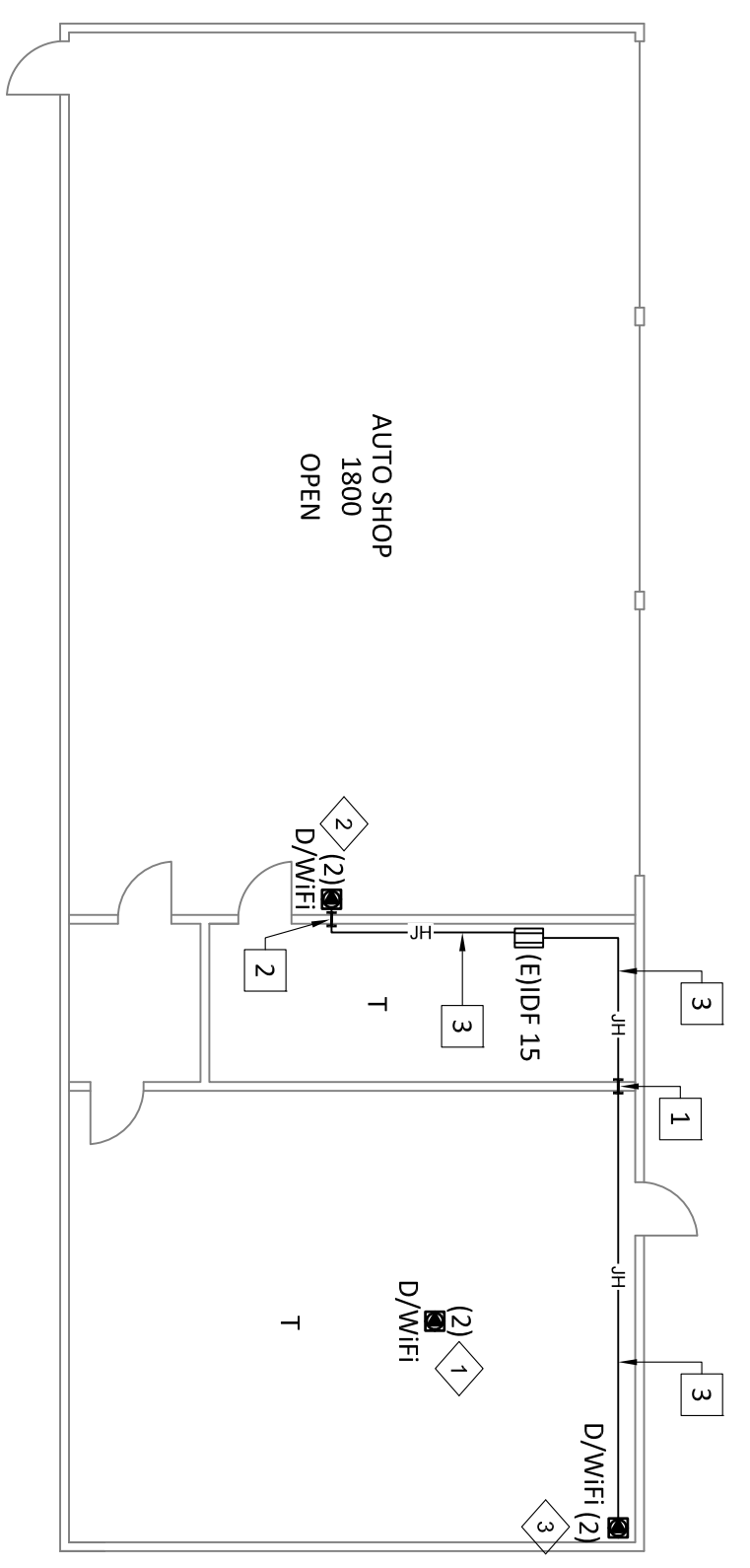
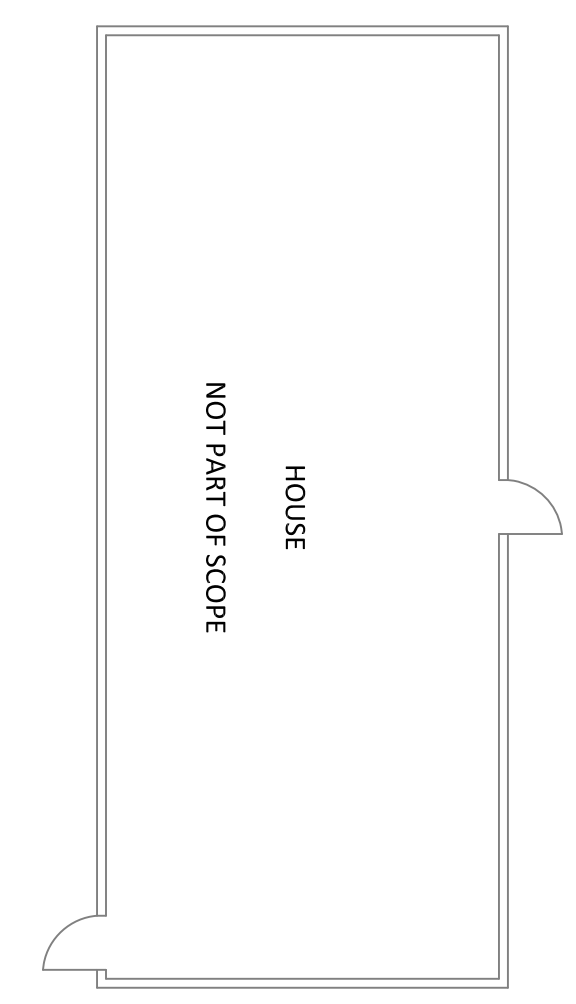


- KEYED REFERENCE NOTES:**
- 1 (N) 1" READY SLEEVE / (E) FS195, FS196
 - 2 (E) 1" PENETRATION/SLEEVE FS193, FS194
 - 3 (E) J-HOOK PATHWAY

DRAWING ARE MAINTAINED BY
Information Phone: (760) 369-9418


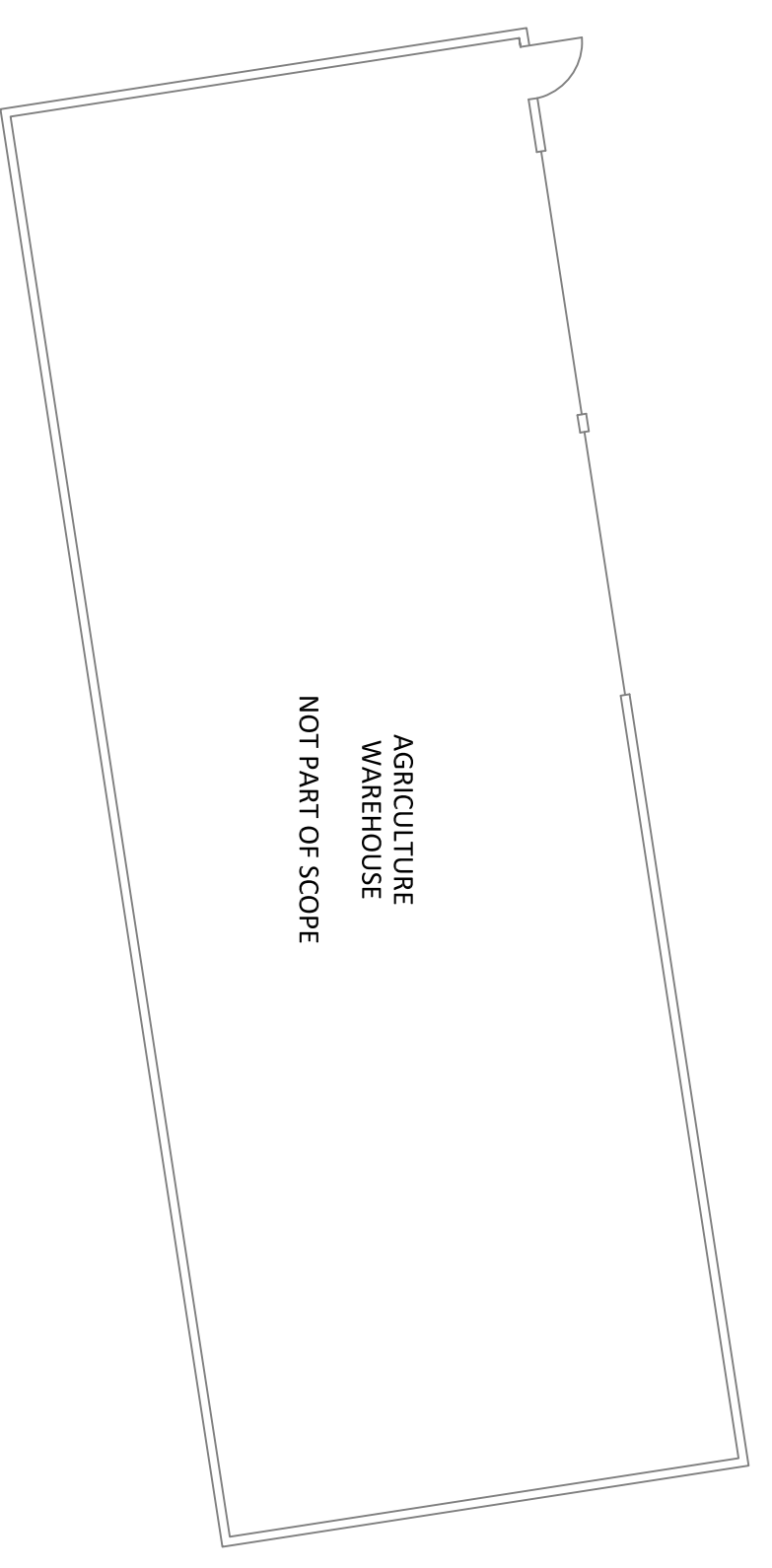


TTS
Technology Training Solutions, LLC
Phone: (760) 369-9418

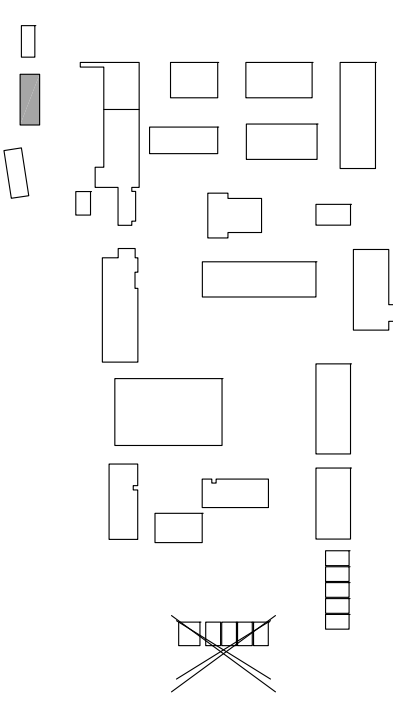


- LABELS**
- 1 (N/AP) 97 15-803, 15-804
 - 2 (N/AP) 98 15-801, 15-802
 - 3 (N/AP) 99 15-805, 15-806

ZONE 15




KEY PLAN



*THESE DRAWINGS WERE PREPARED AND DRAWN BY VECTOR USA

Revision No.	Description	Date

<p>VARIOUS SITES 4850 PEDLEY ROAD JURUPA VALLEY, CA 92509</p>		<p>Gary L. Hiller COMMUNICATIONS INSTRUCTION ENGINEER NETWORK DESIGN ENGINEER REGISTERED PROFESSIONAL ENGINEER No. 22208 Expire: 06/30/2018 TTS TECHNOLOGY TRAINING SOLUTIONS, LLC COMMUNICATIONS</p>
<p>3MS, 2HS & RIVERCREST WiFi UPGRADE E-RATE YEAR 18</p>		<p>RUBIDOUX HIGH SCHOOL 4250 OPAL ST., RIVERSIDE, CA 92509 ZONE 15 AS-BUILT</p>
Approved By:	GLH	<p>Jurupa Unified School District</p> 
Designed:	TTS	
Drawn By:	RJB	
Checked:	GLH	
Reviewed:	MER	
Date:	11/28/2014	<p>Scale: 3/32"=1'</p> <p>Drawing Number: TS-3.14</p>
TTS Project Number:	1014-282	



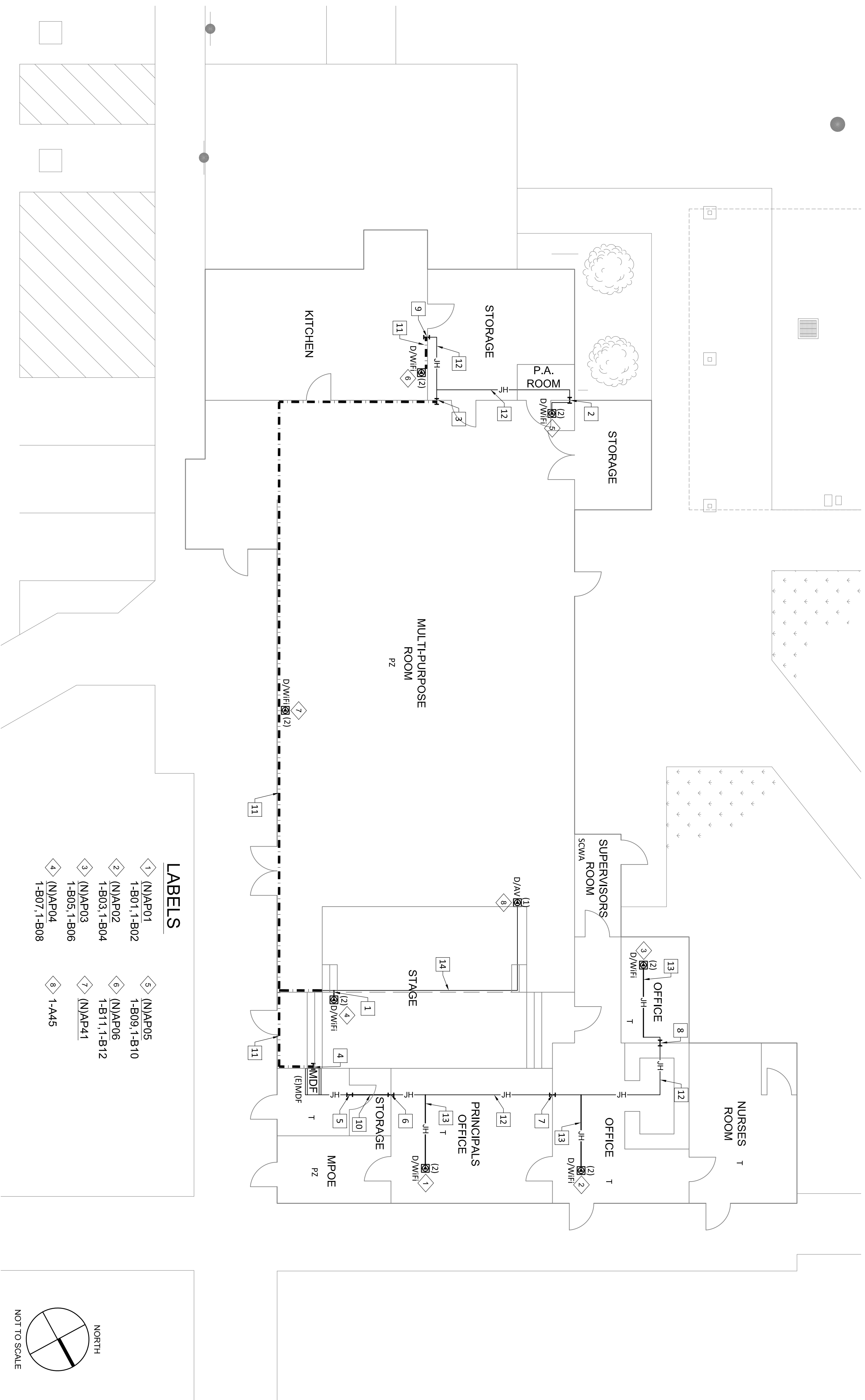
Information Technology Solutions, LLC
 Phone: (760) 369-4418

Revision No.	Description	Date

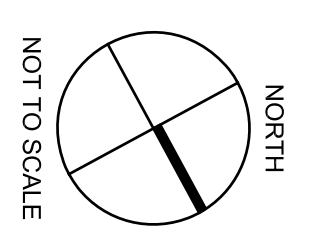
Jurupa Unified School District

KEYED REFERENCE NOTES:

- 1 (N) 1" PENETRATION/SLEEVE FS075, FS076
- 2 (E) 2" PENETRATION/SLEEVE FS059, FS060
- 3 (E) 2" PENETRATION/SLEEVE FS061, FS062
- 4 (E) 2" PENETRATION/SLEEVE FS063, FS064
- 5 (E) 2" PENETRATION/SLEEVE FS067
- 6 (E) 2" PENETRATION/SLEEVE FS068
- 7 (E) 2" PENETRATION/SLEEVE FS063, FS070
- 8 (E) 2" PENETRATION/SLEEVE FS071, FS072
- 9 (E) 2" PENETRATION/SLEEVE FS073, FS074
- 10 (N) 2" EMT
- 11 (E) 5/400RW
- 12 (E) J-HOOKS
- 13 (N) J-HOOKS
- 14 (E) 1" EMT



- LABELS**
- 1 (N)NAP01 1-B01, 1-B02
 - 2 (N)NAP02 1-B03, 1-B04
 - 3 (N)NAP03 1-B05, 1-B06
 - 4 (N)NAP04 1-B07, 1-B08
 - 5 (N)NAP05 1-B09, 1-B10
 - 6 (N)NAP06 1-B11, 1-B12
 - 7 (N)NAP41
 - 8 1-A45



VARIOUS SITES
 4850 PEDLEY ROAD
 JURUPA VALLEY, CA 92509

**11 ES Wifi UPGRADE
 E-RATE YEAR 18**
RUSTIC LANE ELEMENTARY SCHOOL
 6420 RUSTIC LANE, RUBIDOUX, CA
 ZONE 1 AS-BUILT

Gary L. Hillier
 COMMUNICATIONS DISTRIBUTION ENGINEER
 NETWORK TRANSPORT SYSTEMS ENGINEER
 04/18/2018 11:28:18 AM



Approved By:	ITS
Design:	ITS
Drawn By:	LP
Checked:	PM
Reviewed:	JP
Date:	03/02/2016
ITS Project Number:	1014-283
Scale:	NTS
Drawing Number:	T7-3.1

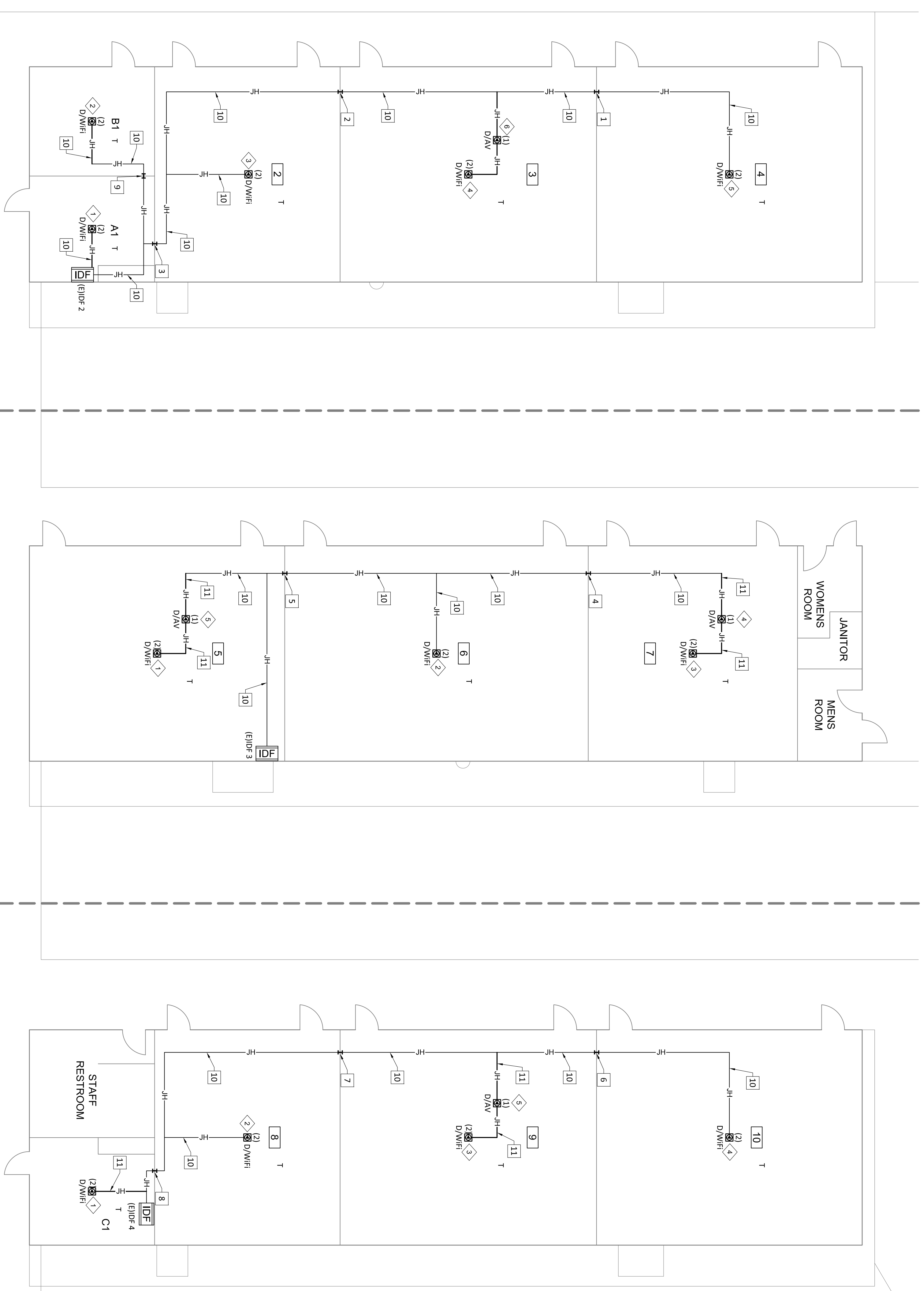
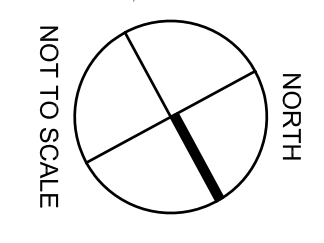


Information Technology Solutions, LLC
 Phone: (760) 366-6418



Jurupa Unified School District

- KEYED REFERENCE NOTES:**
- 1 (E) 2" PENETRATION/SLEEVE FS001,FS002
 - 2 (E) 2" PENETRATION/SLEEVE FS003,FS004
 - 3 (E) 2" PENETRATION/SLEEVE FS005,FS006
 - 4 (E) 2" PENETRATION/SLEEVE FS007,FS008
 - 5 (E) 2" PENETRATION/SLEEVE FS009,FS010
 - 6 (E) 2" PENETRATION/SLEEVE FS011,FS012
 - 7 (E) 2" PENETRATION/SLEEVE FS013,FS014
 - 8 (E) 2" PENETRATION/SLEEVE FS015,FS016
 - 9 (E) 2" PENETRATION/SLEEVE FS065,FS066
 - 10 (E) J-HOOKS
 - 11 (N) J-HOOKS



LABELS

- 1 (N)AP07
- 2 2-B01,2-B02
- 2 (N)AP08
- 2 2-B03,2-B04
- 3 (N)AP09
- 2 2-B05,2-B06
- 4 (N)AP10
- 2 2-B07,2-B08
- 5 (N)AP11
- 2 2-B09,2-B10
- 6 2-A45

ZONE 2

LABELS

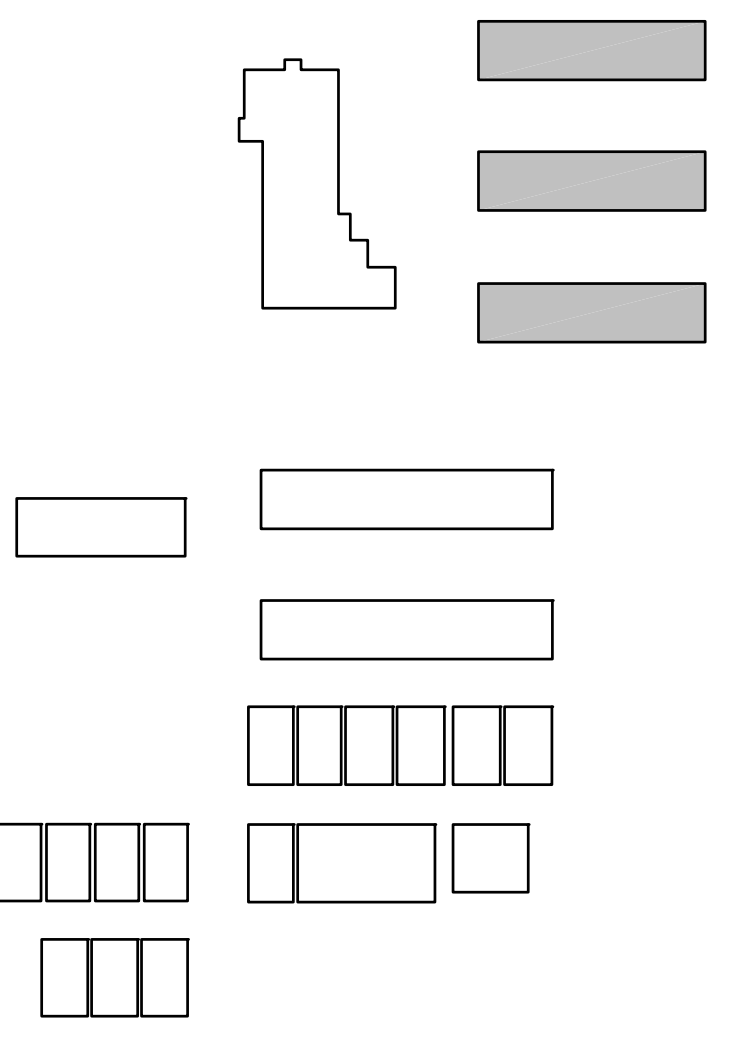
- 1 (N)AP12
- 3 3-B01,3-B02
- 2 (N)AP13
- 3 3-B03,3-B04
- 3 (N)AP14
- 3 3-B05,3-B06
- 4 3-B08
- 5 3-B10

ZONE 3

LABELS

- 1 (N)AP15
- 4 4-B01,4-B02
- 2 (N)AP16
- 4 4-B03,4-B04
- 3 (N)AP17
- 4 4-B05,4-B06
- 4 (N)AP18
- 4 4-B07,4-B08
- 5 4-A40

ZONE 4



Revision No.	Description	Date

Gary L. Hillier
 COMMUNICATIONS DISTRIBUTION ENGINEER
 NETWORK TRANSPORT SYSTEMS ENGINEER
 INFORMATION TECHNOLOGY

VARIOUS SITES
 4850 PEDLEY ROAD
 JURUPA VALLEY, CA 92509

11 ES Wifi UPGRADE
 E-RATE YEAR 18

RUSTIC LANE ELEMENTARY SCHOOL
 6420 RUSTIC LANE, RUBIDOUX, CA
 ZONE 2, 3, & 4 AS-BUILT

Approved By:	ITS
Design:	ITS
Drawn By:	LP
Checked:	PM
Reviewed:	JP
Date:	03/02/2016
ITS Project Number:	1014-283
Scale:	NTS
Drawing Number:	T7-3.2

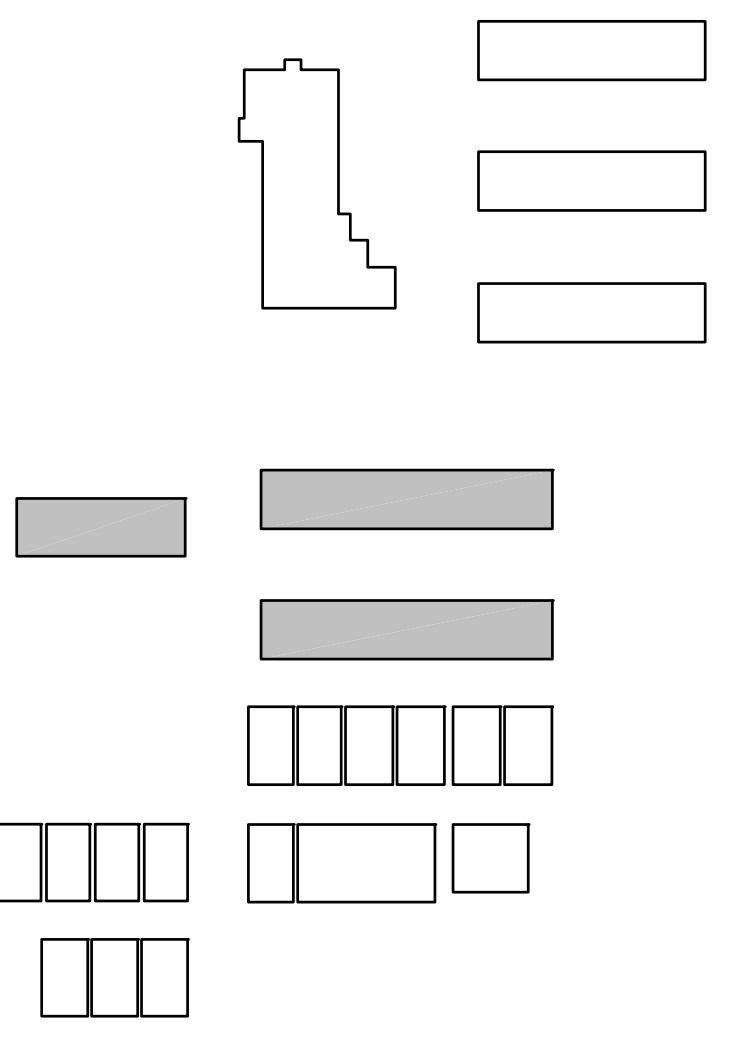
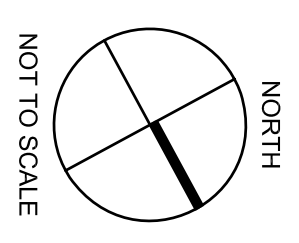
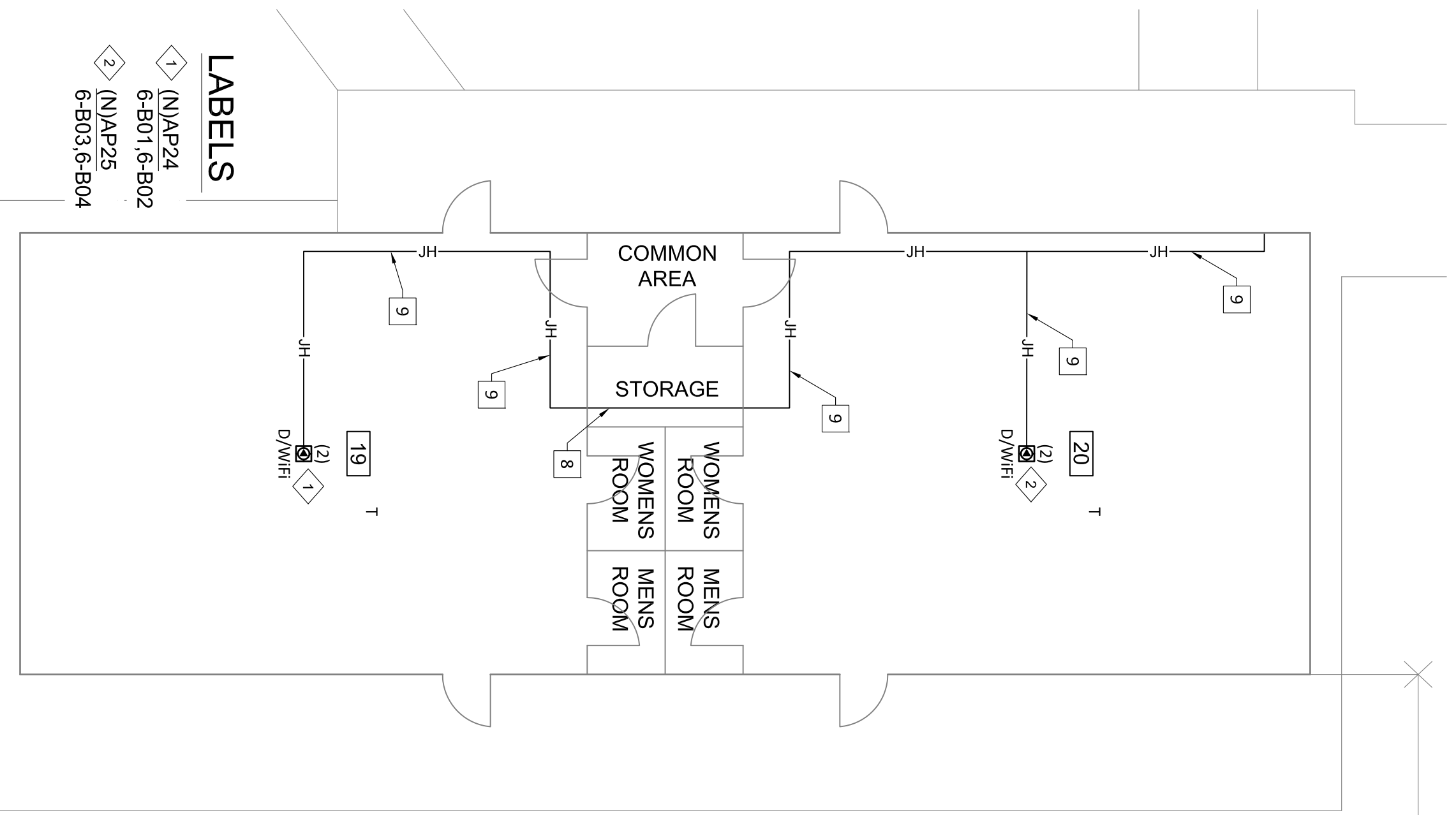
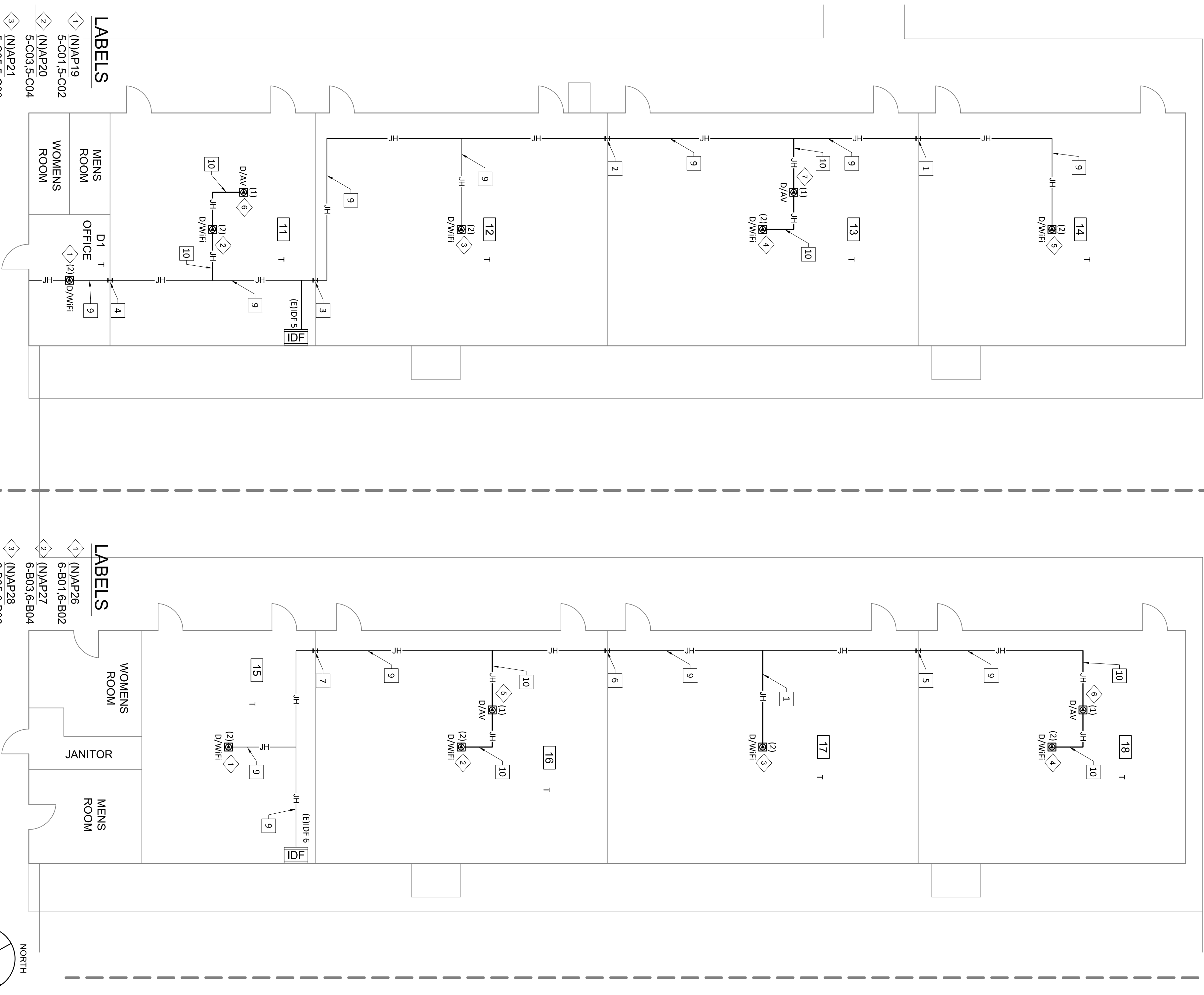


Information Technology Solutions, LLC
 Phone: (760) 369-6418



Jurupa Unified School District

- KEYED REFERENCE NOTES:**
- 1 (E) 2" PENETRATION/SLEEVE FS017,FS018
 - 2 (E) 2" PENETRATION/SLEEVE FS019,FS020
 - 3 (E) 2" PENETRATION/SLEEVE FS021,FS022
 - 4 (E) 2" PENETRATION/SLEEVE FS023,FS024
 - 5 (E) 2" PENETRATION/SLEEVE FS026,FS027
 - 6 (E) 2" PENETRATION/SLEEVE FS028,FS029
 - 7 (E) 2" PENETRATION/SLEEVE FS030,FS031
 - 8 (E) 2" EMT
 - 9 (E) J-HOOKS
 - 10 (N) J-HOOKS



Revision No.	Description	Date

Gary L. Hillier
 COMMUNICATIONS DISTRIBUTION ENGINEER
 NETWORK TRANSPORT SYSTEMS ENGINEER
 LICENSE NO. 007242002



VARIOUS SITES
 4850 PEDLEY ROAD
 JURUPA VALLEY, CA 92509

11 ES Wifi UPGRADE
E-RATE YEAR 18
RUSTIC LANE ELEMENTARY SCHOOL
 6420 RUSTIC LANE, RUBIDOUX, CA
ZONE 5 & 6 AS-BUILT

Approved By: ITS
 Designated: ITS
 Drawn By: LP
 Checked: PM
 Reviewed: JP
 Date: 03/02/2016
 ITS Project Number: 1014-283
 Scale: NTS
 Drawing Number: T7-3.3



Information Technology Solutions, LLC
Phone: (760) 366-6418



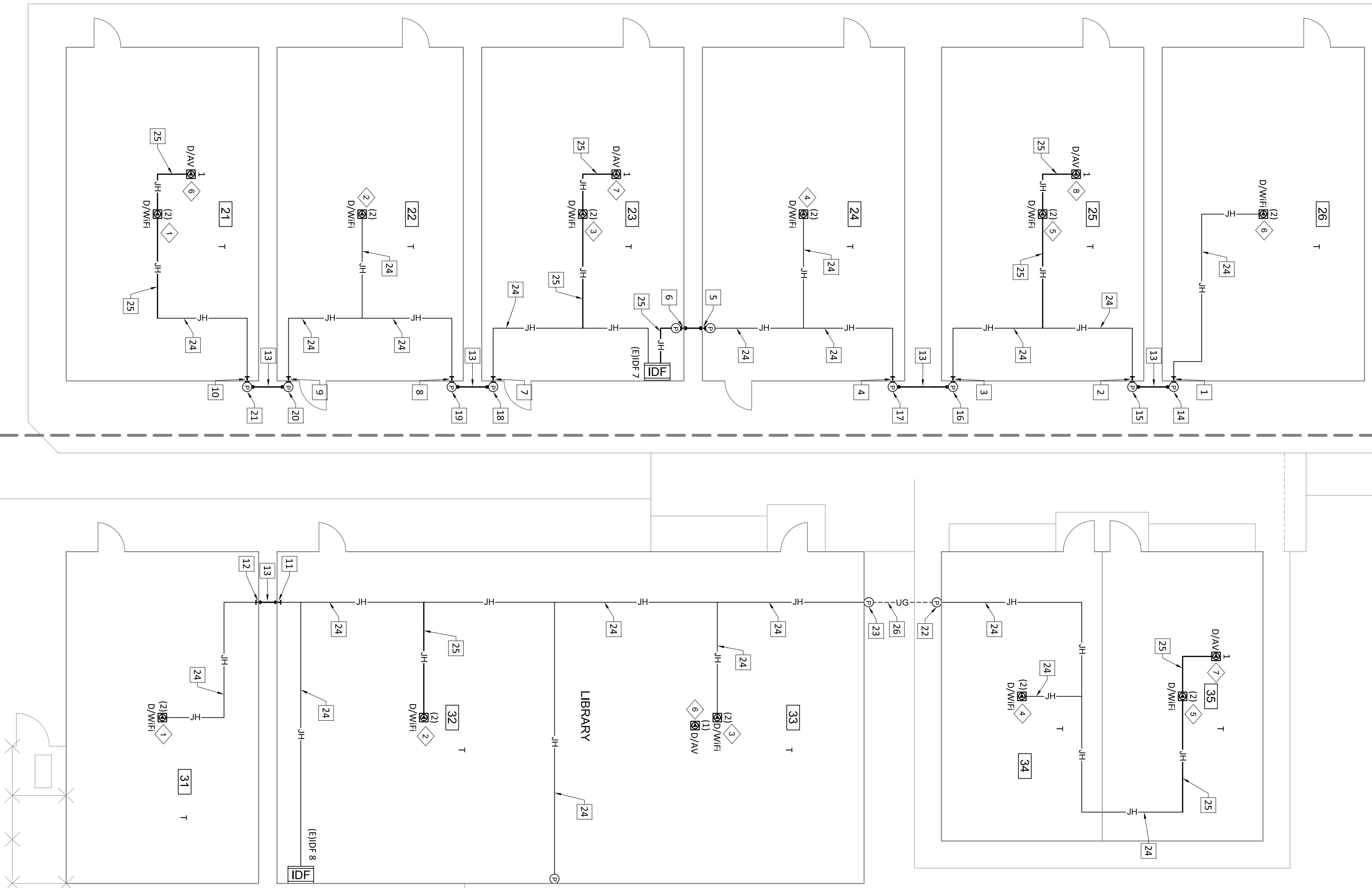
Jurupa Unified School District

KEYED REFERENCE NOTES:

- 1 (E) 2" PENETRATION/SLEEVE
FS035, FS036
- 2 (E) 2" PENETRATION/SLEEVE
FS037, FS038
- 3 (E) 2" PENETRATION/SLEEVE
FS039, FS040
- 4 (E) 2" PENETRATION/SLEEVE
FS041, FS042
- 5 (N) 2" PENETRATION/SLEEVE
FS043
- 6 (N) 2" PENETRATION/SLEEVE
FS044
- 7 (E) 2" PENETRATION/SLEEVE
FS045, FS046
- 8 (E) 2" PENETRATION/SLEEVE
FS047, FS048
- 9 (E) 2" PENETRATION/SLEEVE
FS049, FS050
- 10 (E) 2" PENETRATION/SLEEVE
FS051, FS052
- 11 (E) 2" PENETRATION/SLEEVE
FS053
- 12 (E) 2" PENETRATION/SLEEVE
FS054
- 13 (E) 2" LIQUID TIGHT
- 14 IPB-33 - (E) 6"H X 6"W X 6"D NEMA 3R PULLBOX
- 15 IPB-32 - (E) 6"H X 6"W X 6"D NEMA 3R PULLBOX
- 16 IPB-31 - (E) 6"H X 6"W X 6"D NEMA 3R PULLBOX
- 17 IPB-30 - (E) 6"H X 6"W X 6"D NEMA 3R PULLBOX
- 18 IPB-27 - (E) 6"H X 6"W X 6"D NEMA 3R PULLBOX
- 19 IPB-26 - (E) 6"H X 6"W X 6"D NEMA 3R PULLBOX
- 20 IPB-25 - (E) 6"H X 6"W X 6"D NEMA 3R PULLBOX
- 21 IPB-24 - (E) 6"H X 6"W X 6"D NEMA 3R PULLBOX
- 22 IPB-15 - (E) 12"H X 12"W X 6"D NEMA 3R PULLBOX
- 23 IPB-14 - (E) 12"H X 12"W X 6"D NEMA 3R PULLBOX
- 24 (E) J-HOOKS
- 25 (E) J-HOOKS
- 26 (E) 2" PVC

LABELS

- 1 (N)AP22
- 2 (N)AP37
8-CO3,8-CO4
- 3 (N)AP38
8-CO5,8-CO6
- 4 (N)AP39
8-AA3,8-AA4
- 5 (N)AP40
8-AA8,8-AA9
- 6 8-B31
- 7 8-A50

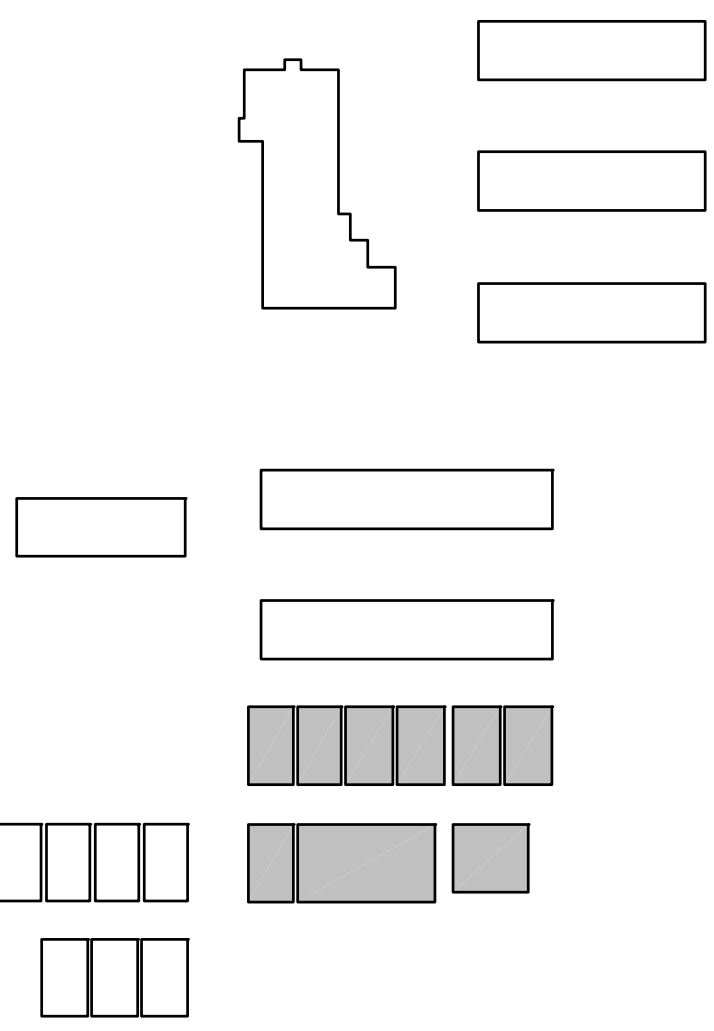
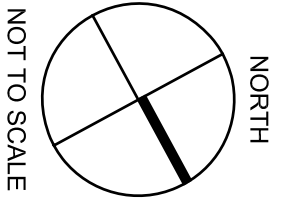


LABELS

- 1 (N)AP30
7-CO1,7-CO2
- 2 (N)AP31
7-CO3,7-CO4
- 3 (N)AP32
7-CO5,7-CO6
- 4 (N)AP33
7-CO7,7-CO8
- 5 (N)AP34
7-CO9,7-C10
- 6 (N)AP35
7-C11,7-C12
- 7 7-B16
- 8 7-B17
- 9 7-B18

ZONE 7

ZONE 8



VARIOUS SITES
4850 PEDLEY ROAD
JURUPA VALLEY, CA 92509

11 ES Wifi UPGRADE
E-RATE YEAR 18

RUSTIC LANE ELEMENTARY SCHOOL
6420 RUSTIC LANE, RUBIDOUX, CA
ZONE 7 & 8 AS-BUILT

COMMUNICATIONS DISTRIBUTION ENGINEER
NETWORK TRANSPORT SYSTEMS ENGINEER
DATE: 03/02/2016



Gary L. Hillier

Revision No.	Description	Date

Approved By:	ITS
Designed:	ITS
Drawn By:	LP
Checked:	PM
Reviewed:	JP
Date:	03/02/2016
ITS Project Number:	1014-283
Scale:	NTS
Drawing Number:	T7-3.4



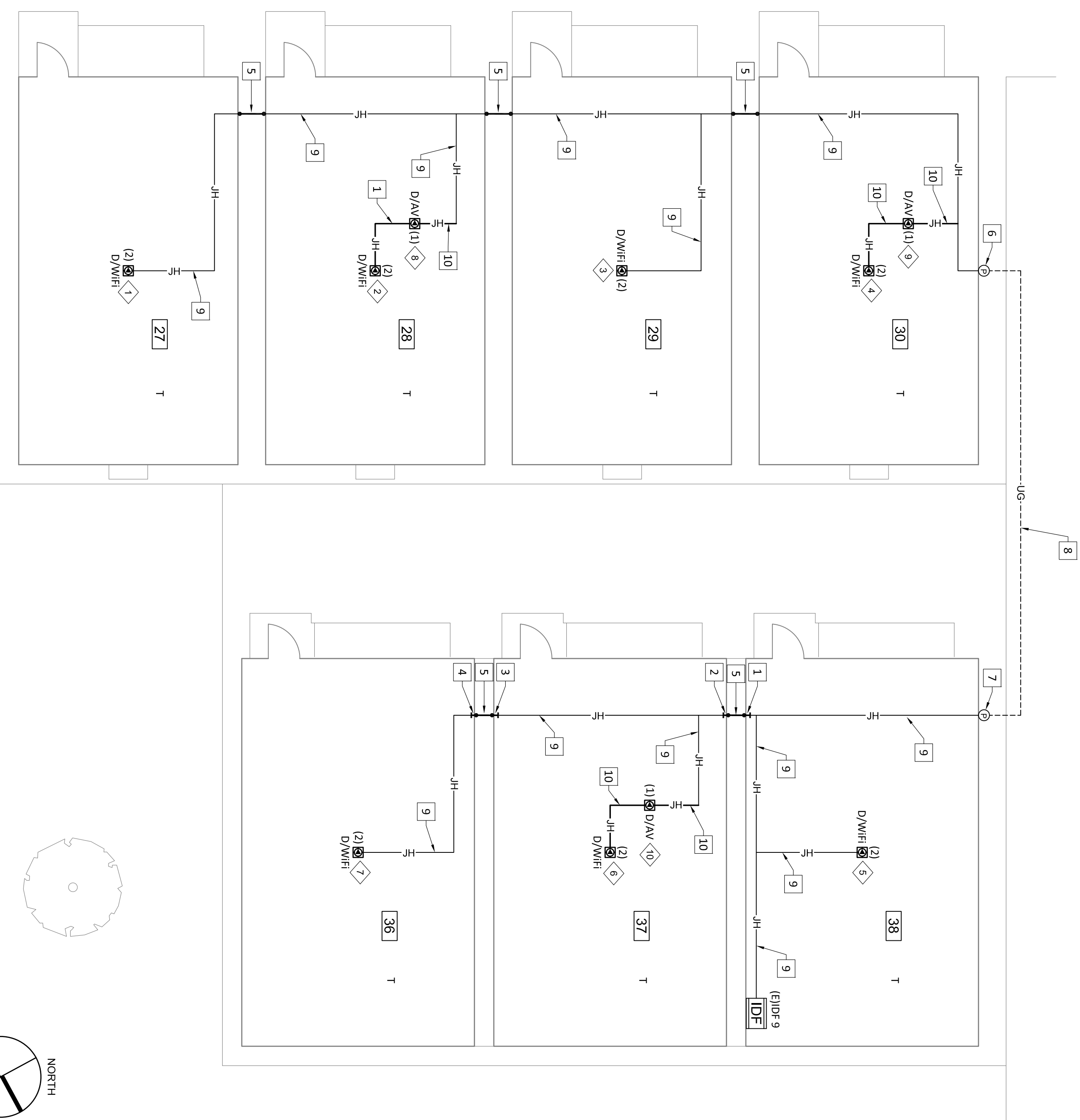
Information Technology Solutions, LLC
 10000 N. 10th Street, Suite 100
 Phoenix, AZ 85020
 Phone: (602) 386-4418



Jurupa Unified School District

KEYED REFERENCE NOTES:

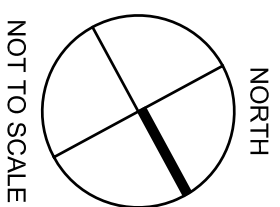
- 1 (E) 2" PENETRATION FS055
- 2 (E) 2" PENETRATION FS056
- 3 (E) 2" PENETRATION FS057
- 4 (E) 2" PENETRATION FS058
- 5 (E) 2" LIQUID TIGHT
- 6 IPB-21 - (E) 18"H X 18"W X 6"D NEMA 3R PULLBOX
- 7 IPB-20 - (E) 18"H X 18"W X 6"D NEMA 3R PULLBOX
- 8 (E) 2" PVC
- 9 (E) J-HOOKS
- 10 (N) J-HOOKS



LABELS

- 1 (N)AP43
- 2 (N)AP44
- 3 (N)AP45
- 4 (N)AP46
- 5 (N)AP47
- 6 (N)AP48
- 7 (N)AP49
- 8 9-A21
- 9 9-A42

ZONE 9



Revision No.	Description	Date

Gary L. Hillier

COMMUNICATIONS DISTRIBUTION ENGINEER
 NETWORK TRANSPORT SYSTEMS ENGINEER
 03/02/2016



VARIOUS SITES
 4850 PEDLEY ROAD
 JURUPA VALLEY, CA 92509

11 ES Wifi UPGRADE
 E-RATE YEAR 18

RUSTIC LANE ELEMENTARY SCHOOL
 6420 RUSTIC LANE, RUBIDOUX, CA
 ZONE 9 AS-BUILT

Approved By: ITS

Designed: ITS

Drawn By: LP

Checked: PM

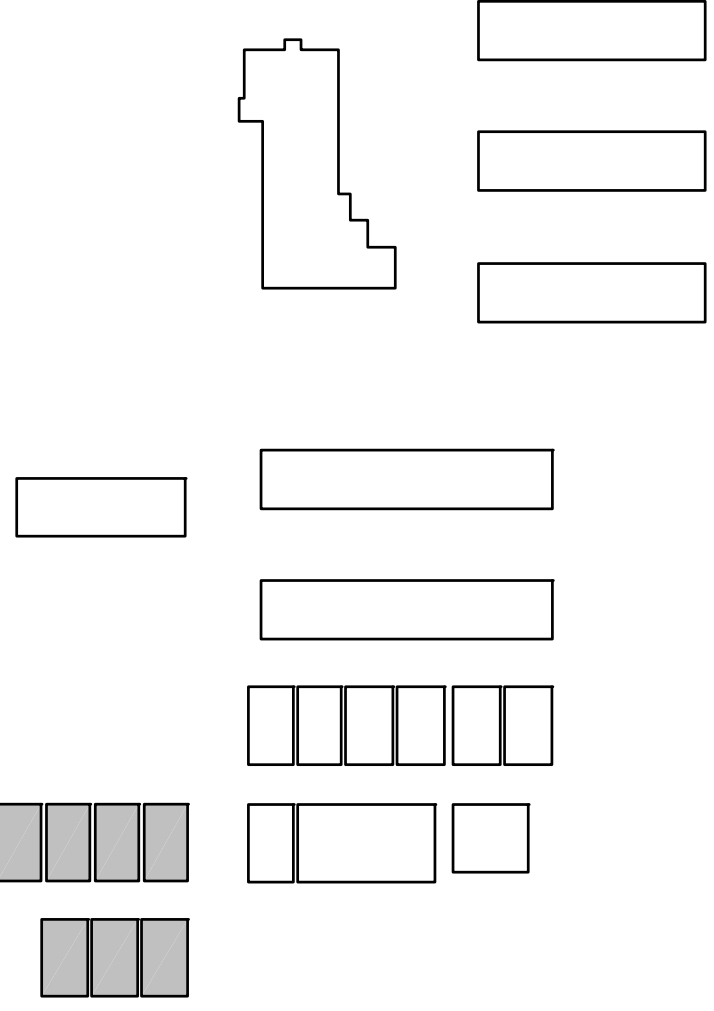
Reviewed: JP

Date: 03/02/2016

ITS Project Number: 1014-283

Scale: NTS

Drawing Number: T7-3.5





Information Technology Solutions, LLC
 11500 N. 10th Street, Suite 100
 Phoenix, AZ 85021
 Phone: (602) 368-8418

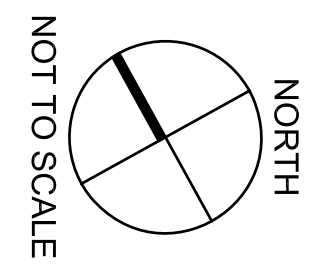
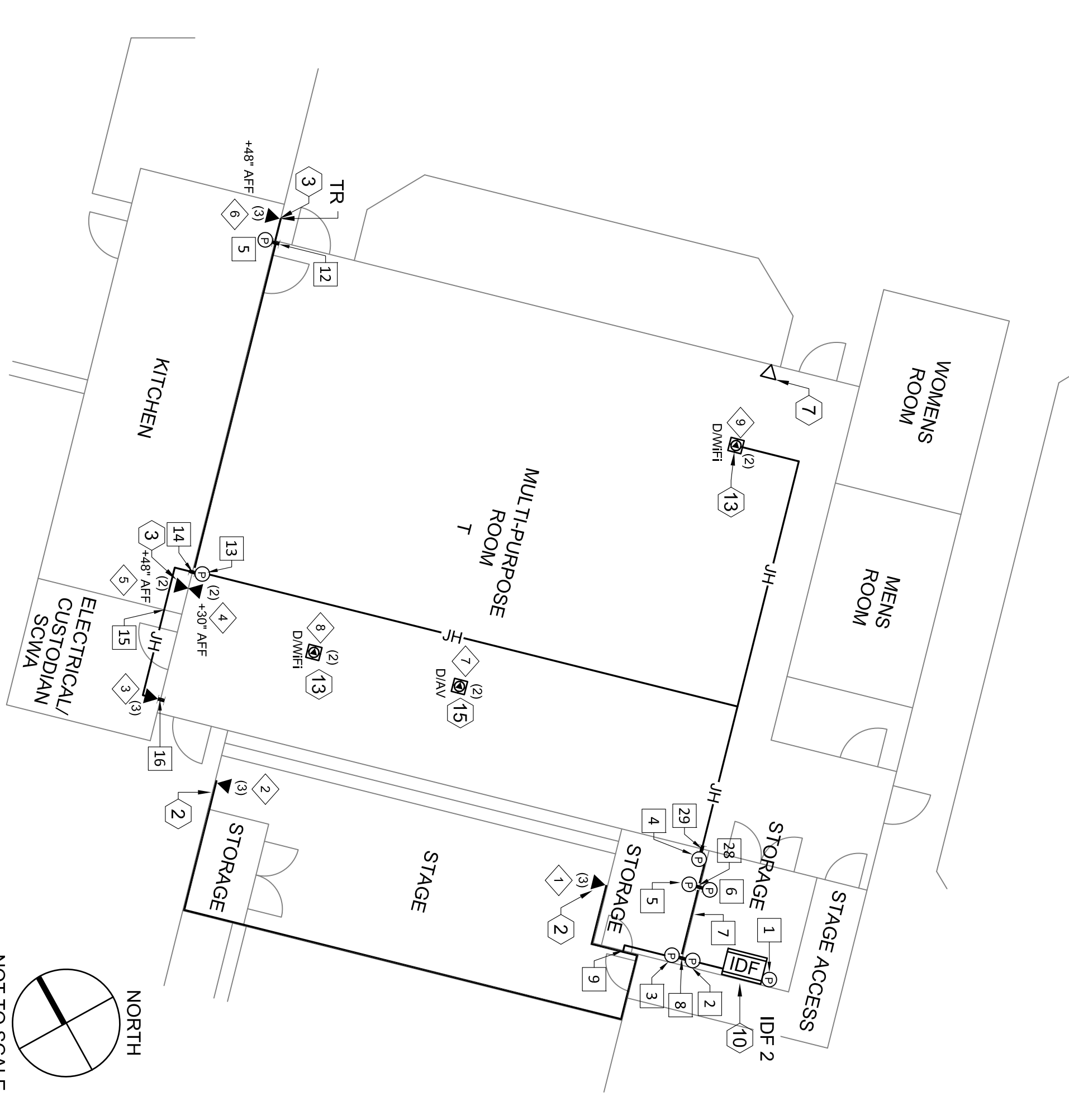

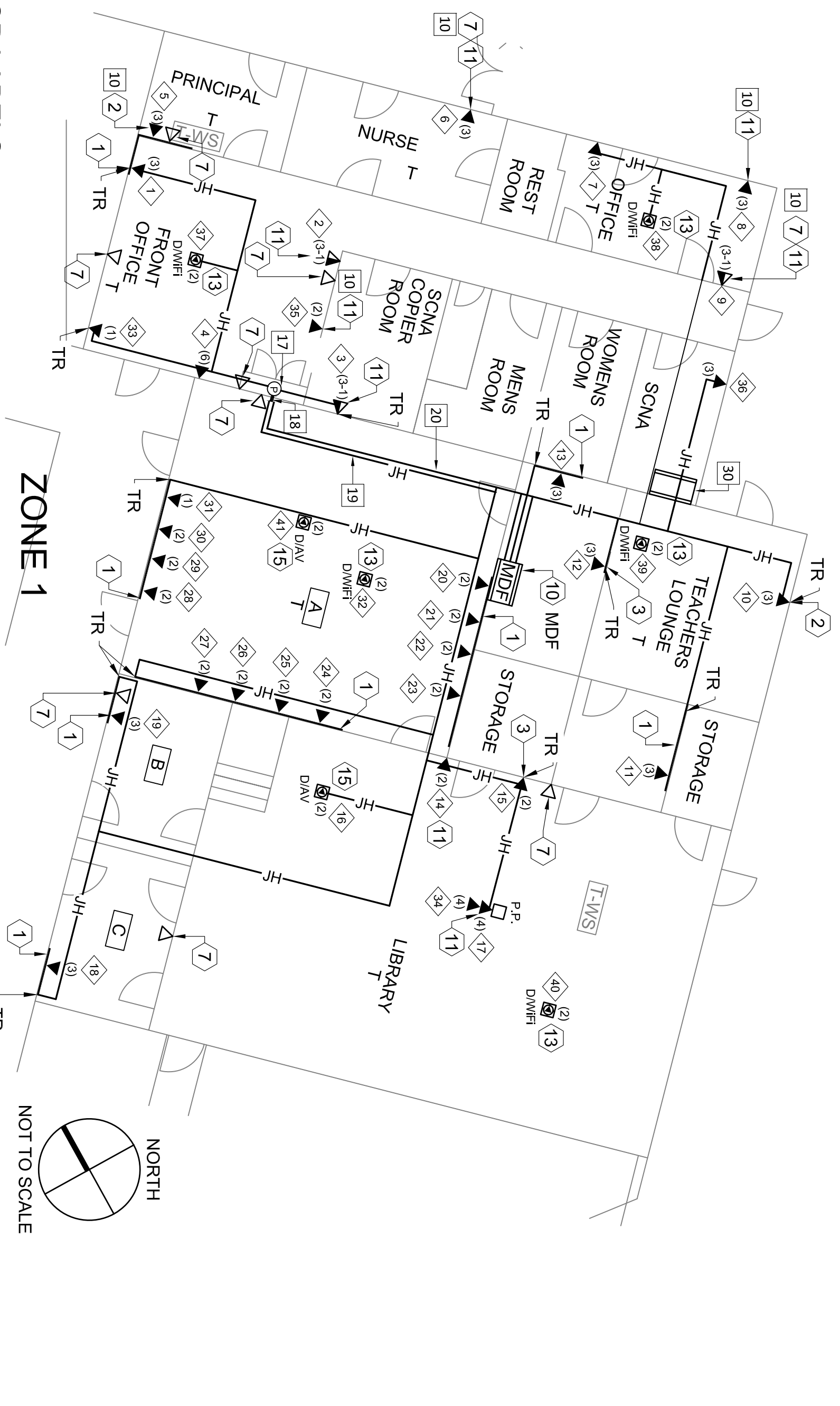
Revision No.	Description	Date

Jurupa Unified School District

KEYED REFERENCE NOTES:

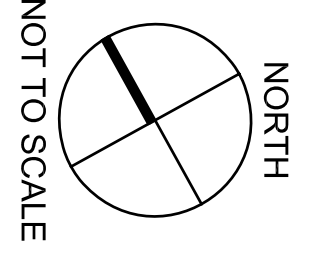
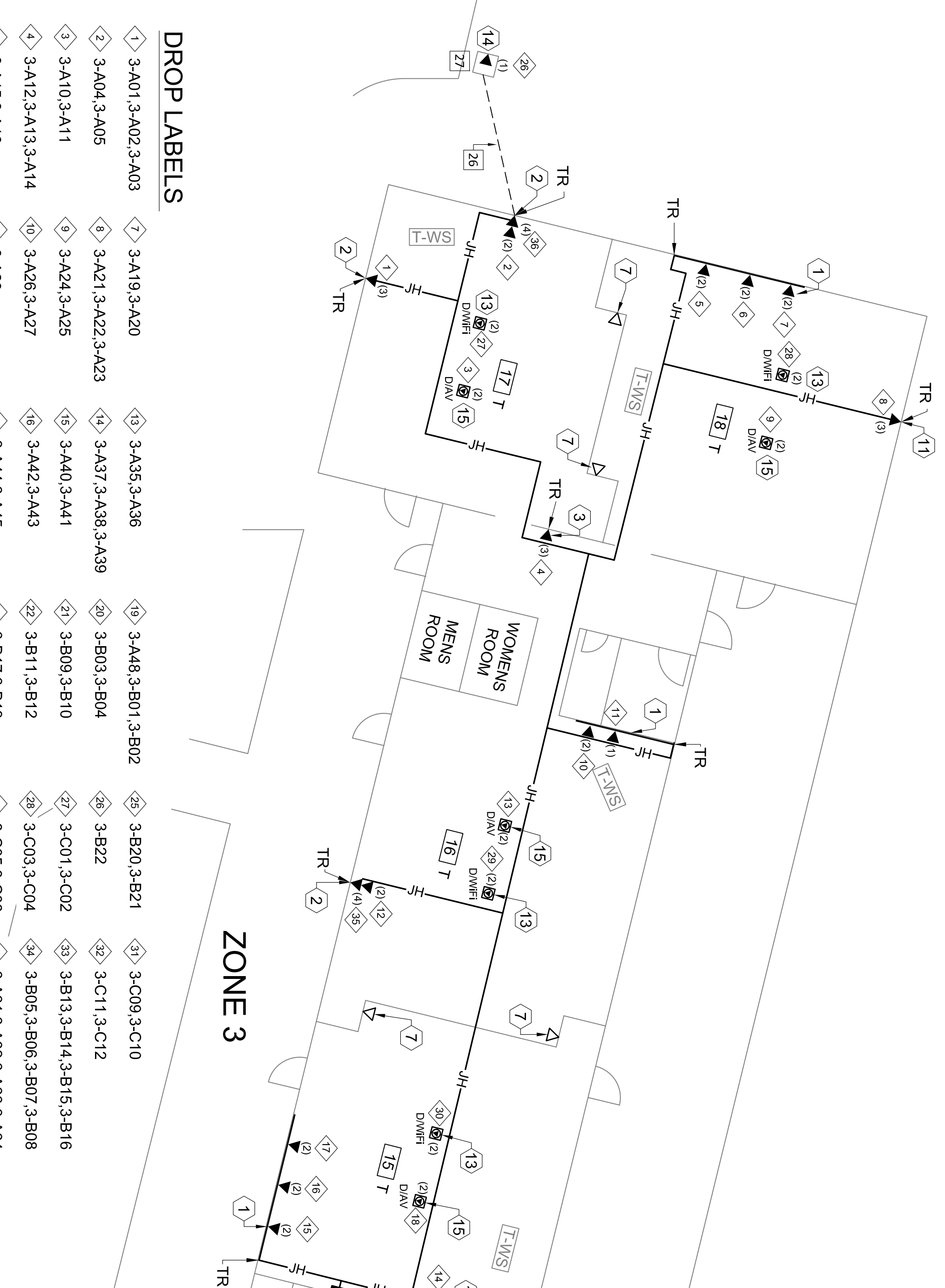
- 1 IPB15 - (N) 18"H X 18"W X 6"D NEMA 1 PULLBOX
- 2 IPB14 - (N) 18"H X 18"W X 6"D NEMA 1 PULLBOX
- 3 IPB12 - (N) 18"H X 18"W X 6"D NEMA 1 PULLBOX
- 4 IPB10 - (N) 12"H X 12"W X 6"D NEMA 1 PULLBOX
- 5 IPB11 - (N) 12"H X 12"W X 6"D NEMA 1 PULLBOX
- 6 (E) 24"H X 12"W X 4"D NEMA 1 PULLBOX
(E) 2"(UG) TO MPOE, (N) MAXCELL, (N) 1BR(125M/12MM)
- 7 (N) 1BR(125M/12MM)
- 8 (N) 1" PENETRATION/SLEEVE (TS)
(N) 2" PENETRATION/SLEEVE (TS)
FS040, FS041, FS042, FS043
- 9 (N) 2" PENETRATION/SLEEVE (TS)
FS044, FS045
- 10 (E) 3/4" (UG) TO MPOE
- 11 IPB08 - (N) 12"H X 12"W X 6"D NEMA 1 PULLBOX
- 12 (N) 2" PENETRATION/SLEEVE (TS)
FS029, FS030
- 13 IPB09 - (N) 12"H X 12"W X 6"D NEMA 1 PULLBOX
- 14 IPB18 - (N) 12"H X 12"W X 6"D NEMA 1 PULLBOX
- 15 (N) 2" PENETRATION/SLEEVE (TS)
FS033, FS034
- 16 (N) 2" PENETRATION/SLEEVE (TS)
FS035, FS036
- 17 IPB07 - (N) 12"H X 12"W X 6"D NEMA 1 PULLBOX (MPOE)
- 18 (N)(6) 2" PENETRATION/SLEEVE (TS)
FS001, FS002, FS003, FS004
FS005, FS006, FS007, FS008
FS009, FS010, FS011
- 19 (N) 1" INNERDUCT, (E) SYNESIS FIBER
- 20 (N) (2) 1" INNERDUCT, (N) 4BR(125M/12MM)
- 21 (N) 1" INNERDUCT, (N) 2BR(12MM/12MM)
- 22 IPB17 - (N) 6"H X 6"W X 6"D NEMA 1 PULLBOX
- 23 (E) 2"(UG) TO MPOE, (N) 1BR(125M/12MM)
FS053, FS054
- 24 (N) 2" PENETRATION/SLEEVE (TS)
FS049, FS050, FS051, FS052
- 25 (N)(2) 2" PENETRATION/SLEEVE (TS)
FS049, FS050, FS051, FS052
- 26 (E) 3/4" (UG)
- 27 RAINBIRD
- 28 (N) 2" PENETRATION/SLEEVE (TS)
FS038, FS039
- 29 (N) 2" PENETRATION/SLEEVE (TS)
FS037
- 30 SCNA HUBBELL ISP CABINET

*THESE DRAWINGS WERE PREPARED AND DRAWN BY VECTOR USA



DROP LABELS

- 1 2-A01, 2-A02, 2-A03
- 2 2-A04, 2-A05, 2-A06
- 3 2-A07, 2-A08, 2-A09
- 4 2-A10, 2-A11
- 5 2-A12, 2-A13
- 6 2-A14, 2-A15, 2-A16
- 7 2-A17, 2-A18
- 8 2-B01, 2-B02
- 9 2-B03, 2-B04



DROP LABELS

- 1 3-A01, 3-A02, 3-A03
- 2 3-A04, 3-A05
- 3 3-A10, 3-A11
- 4 3-A12, 3-A13, 3-A14
- 5 3-A15, 3-A16
- 6 3-A17, 3-A18
- 7 3-A19, 3-A20
- 8 3-A21, 3-A22, 3-A23
- 9 3-A24, 3-A25
- 10 3-A26, 3-A27
- 11 3-A28
- 12 3-A29, 3-A30
- 13 3-A35, 3-A36
- 14 3-A37, 3-A38, 3-A39
- 15 3-A40, 3-A41
- 16 3-A42, 3-A43
- 17 3-A44, 3-A45
- 18 3-A46, 3-A47
- 19 3-A48, 3-B01, 3-B02
- 20 3-B03, 3-B04
- 21 3-B09, 3-B10
- 22 3-B11, 3-B12
- 23 3-B17, 3-B18
- 24 3-B19
- 25 3-B20, 3-B21
- 26 3-B22
- 27 3-C01, 3-C02
- 28 3-C03, 3-C04
- 29 3-C05, 3-C06
- 30 3-C07, 3-C08
- 31 3-C09, 3-C10
- 32 3-C11, 3-C12
- 33 3-B13, 3-B14, 3-B15, 3-B16
- 34 3-B05, 3-B06, 3-B07, 3-B08
- 35 3-A31, 3-A32, 3-A33, 3-A34
- 36 3-A06, 3-A07, 3-A08, 3-A09

VARIOUS SITES
 4850 PEDLEY ROAD
 JURUPA VALLEY, CA 92509

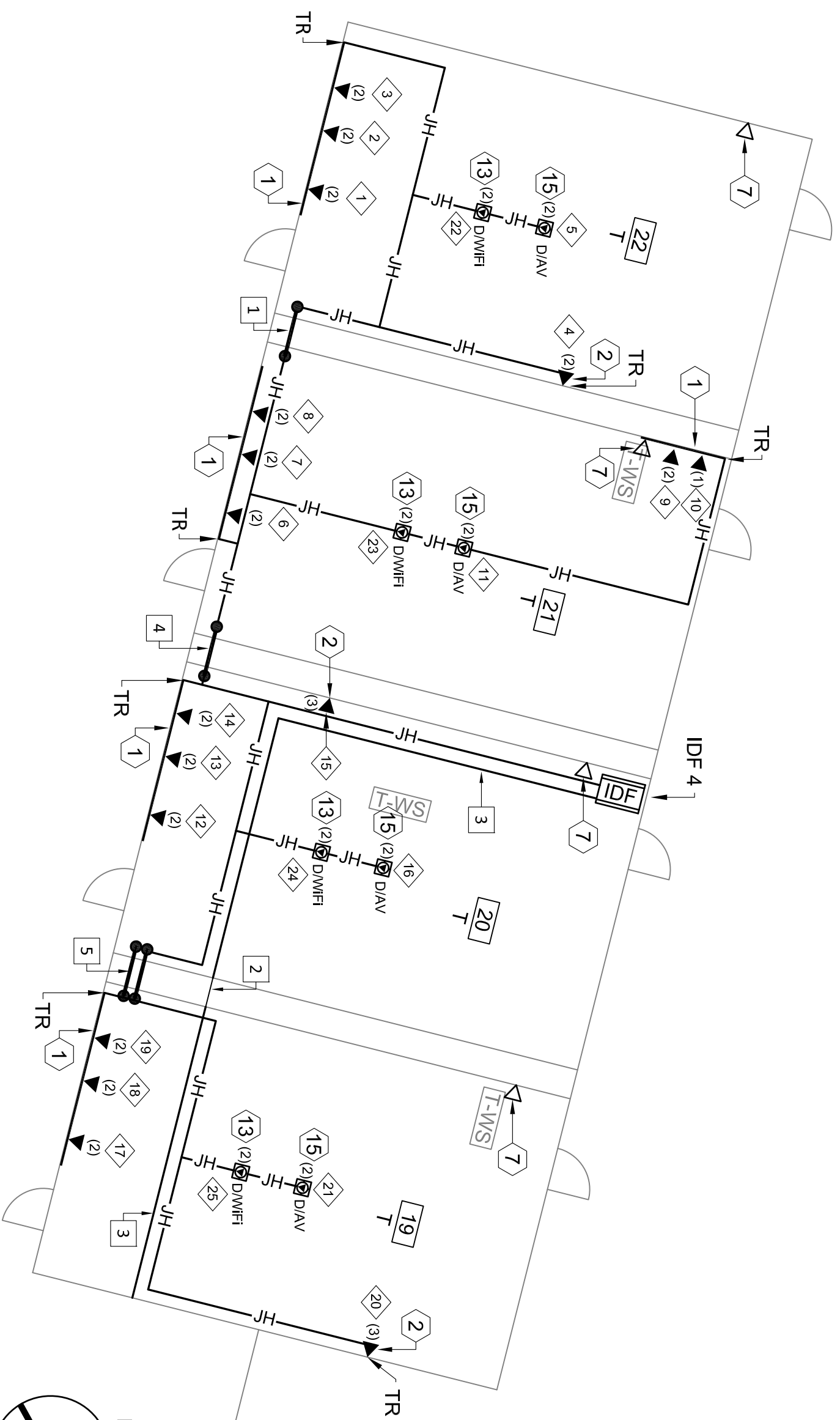
5 ES TECH UPGRADE
 E-RATE YEAR 18

SKY COUNTRY ELEMENTARY SCHOOL
 5520 LUCRETIA AVENUE, MIRA LOMA, CA
 ZONE 1, 2, & 3 AS-BUILT

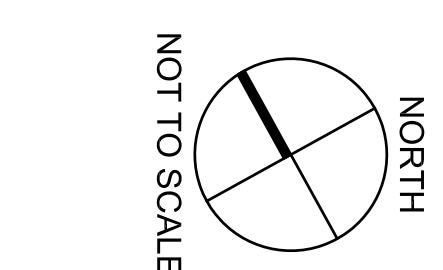
ITS
 INFORMATION TECHNOLOGY SOLUTIONS, LLC

Gary L. Hillier
 COMMUNICATIONS DISTRIBUTION ENGINEER
 NETWORKING AND SECURITY ENGINEER
 COMMUNICATIONS ENGINEER

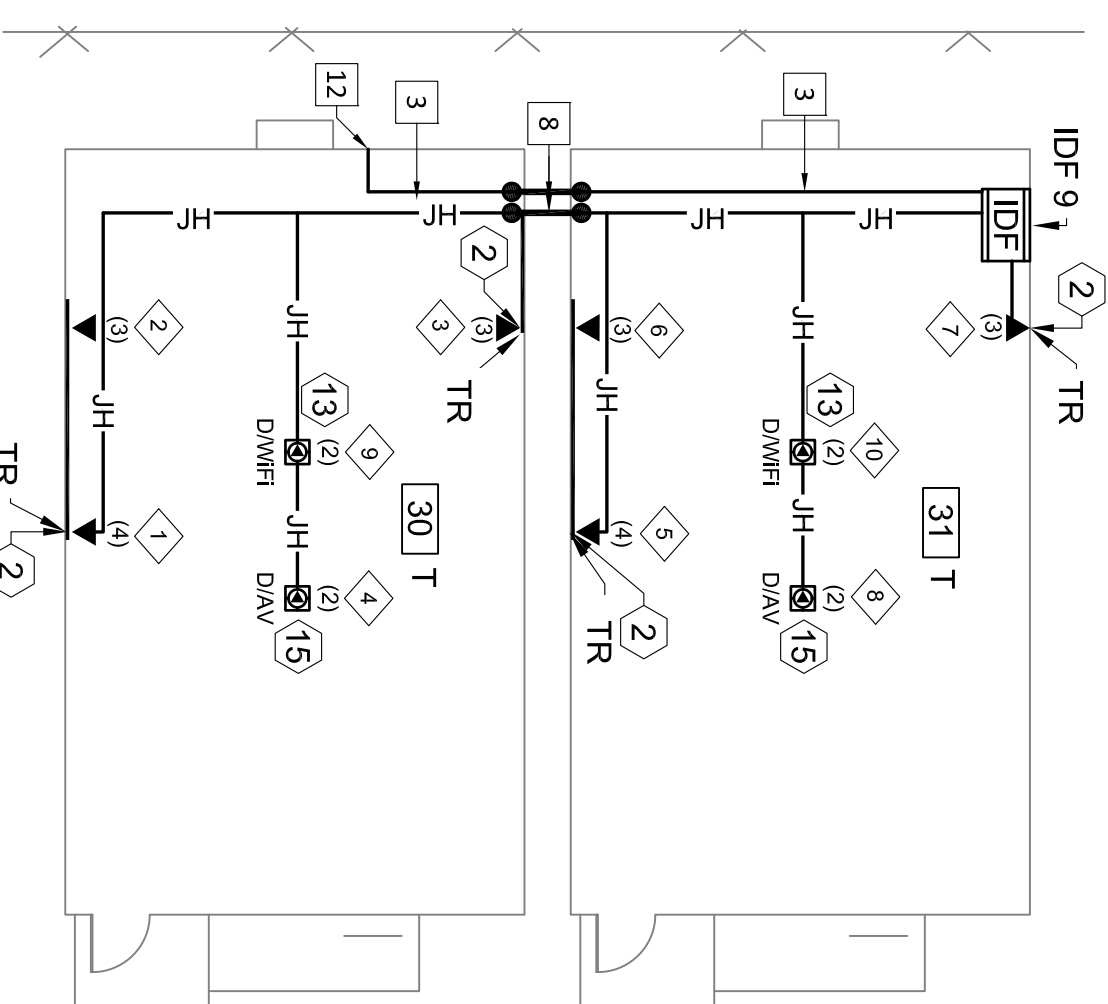
Approved By:	ITS
Designed:	ITS
Drawn By:	LP
Checked:	PM
Reviewed:	JP
Date:	03/02/2016
ITS Project Number:	0814-4-273
Scale:	NTS
Drawing Number:	T4-3.1



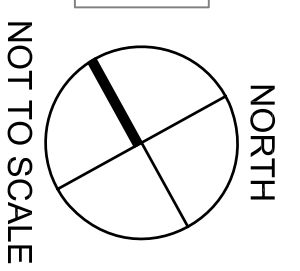
ZONE 4



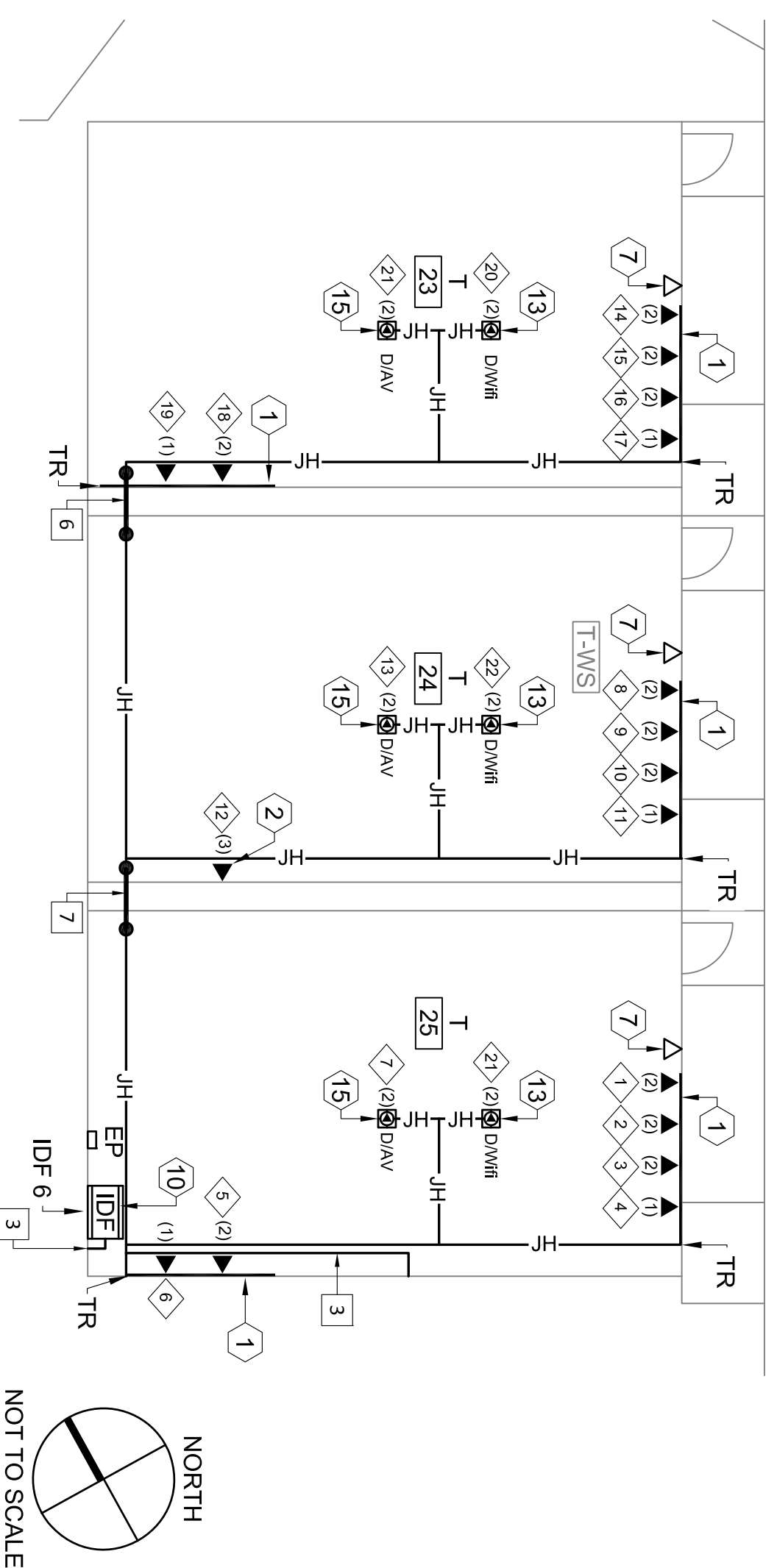
- DROP LABELS**
- 1 > 4-A01,4-A02
 - 2 > 4-A03,4-A04
 - 3 > 4-A05,4-A06
 - 4 > 4-A07,4-A08,4-A09
 - 5 > 4-A10,4-A11
 - 6 > 4-A12,4-A13
 - 7 > 4-A14,4-A15
 - 8 > 4-A16,4-A17
 - 9 > 4-A18,4-A19
 - 10 > 4-A20
 - 11 > 4-A21,4-A22
 - 12 > 4-A23,4-A24
 - 13 > 4-A25,4-A26
 - 14 > 4-A27,4-A28
 - 15 > 4-A29,4-A30,4-A31
 - 16 > 4-A32,4-A33
 - 17 > 4-A34,4-A35
 - 18 > 4-A36,4-A37
 - 19 > 4-A38,4-A39
 - 20 > 4-A40,4-A41,4-A42
 - 21 > 4-A43,4-A44
 - 22 > 4-B01,4-B02
 - 23 > 4-B03,4-B04
 - 24 > 4-B05,4-B06
 - 25 > 4-B07,4-B08



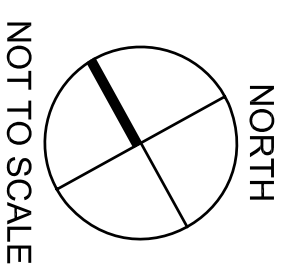
ZONE 9



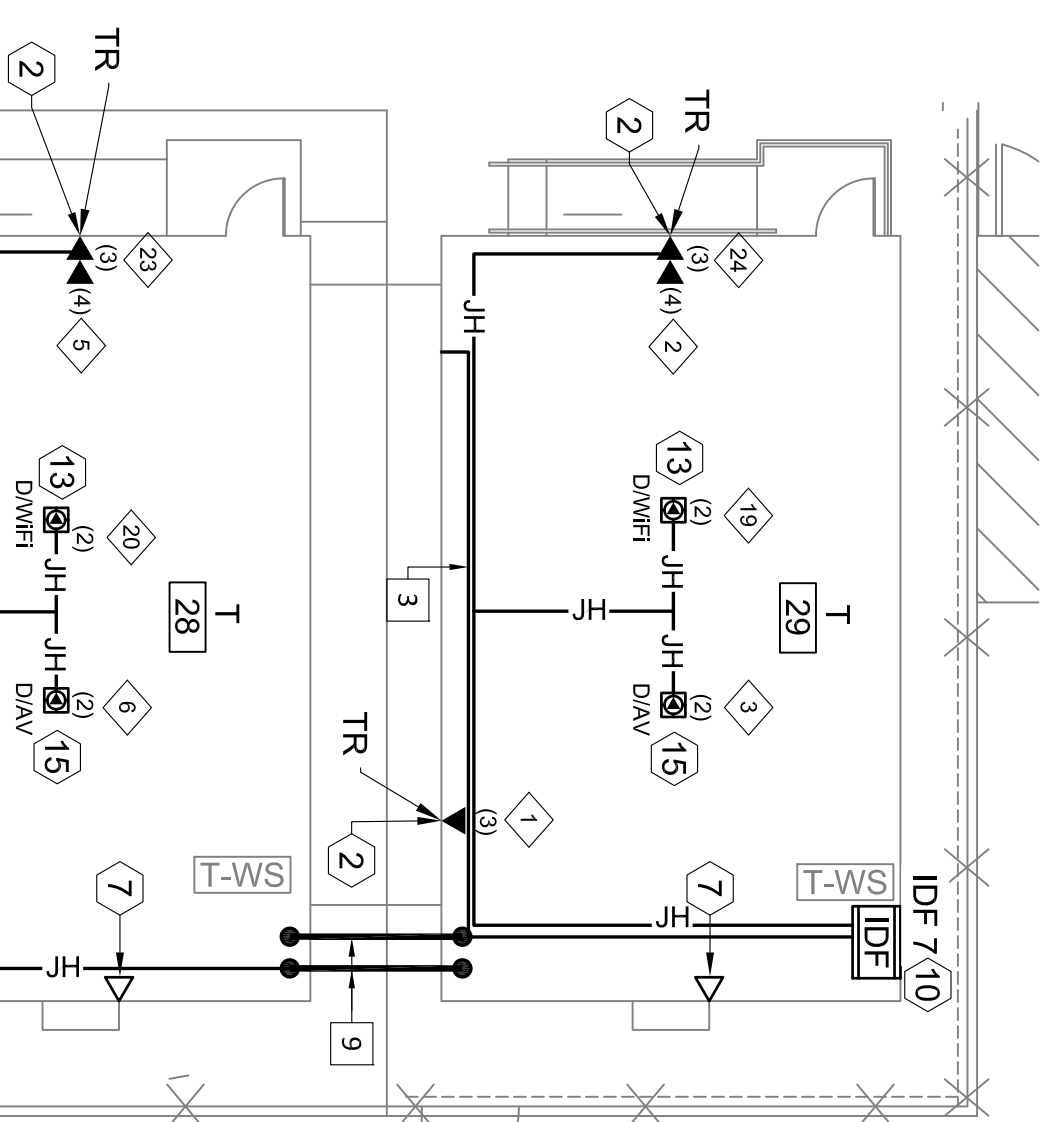
- DROP LABELS**
- 1 > 9-A01,9-A02,9-A03
 - 2 > 9-A05,9-A06,9-A07
 - 3 > 9-A08,9-A09,9-A10
 - 4 > 9-A11,9-A12
 - 5 > 9-A13,9-A14,9-A15
 - 6 > 9-A17,9-A18,9-A19
 - 7 > 9-A20,9-A21,9-A22
 - 8 > 9-A23,9-A24
 - 9 > 9-B01,9-B02
 - 10 > 9-B03,9-B04
 - 11 > 9-A13,9-A14,9-A15
 - 12 > 9-A16



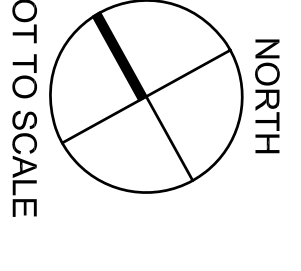
ZONE 6



- DROP LABELS**
- 1 > 6-A01,6-A02
 - 2 > 6-A03,6-A04
 - 3 > 6-A05,6-A06
 - 4 > 6-A07
 - 5 > 6-A08,6-A09
 - 6 > 6-A10
 - 7 > 6-A11,6-A12
 - 8 > 6-A13,6-A14
 - 9 > 6-A15,6-A16
 - 10 > 6-A17,6-A18
 - 11 > 6-A19
 - 12 > 6-A20,6-A21,6-A22
 - 13 > 6-A23,6-A24
 - 14 > 6-A25,6-A26
 - 15 > 6-A27,6-A28
 - 16 > 6-A29,6-A30
 - 17 > 6-A31
 - 18 > 6-A32,6-A33
 - 19 > 6-A34
 - 20 > 6-A35,6-A36
 - 21 > 6-B01,6-B02
 - 22 > 6-B03,6-B04
 - 23 > 6-B05,6-B06



ZONE 7



- DROP LABELS**
- 1 > 7-A01,7-A02,7-A03
 - 2 > 7-A04,7-A05,7-A06
 - 3 > 7-A07
 - 4 > 7-A11,7-A12
 - 5 > 7-A13,7-A14,7-A15
 - 6 > 7-A16,7-A17,7-A18
 - 7 > 7-A19,7-A20,7-A21
 - 8 > 7-A22
 - 9 > 7-A26,7-A27
 - 10 > 7-A28,7-A29
 - 11 > 7-A30,7-A31
 - 12 > 7-A32,7-A33
 - 13 > 7-A34
 - 14 > 7-A35,7-A36,7-A37
 - 15 > 7-A38,7-A39
 - 16 > 7-A40,7-A41,7-A42
 - 17 > 7-B01
 - 18 > 7-A47,7-A48
 - 19 > 7-A45,7-A46
 - 20 > 7-A43,7-A44
 - 21 > 7-B02,7-B03
 - 22 > 7-C01,7-C02
 - 23 > 7-C03,7-C04
 - 24 > 7-C05,7-C06
 - 25 > 7-C07,7-C08
 - 26 > 7-A23,7-A24,7-A25
 - 27 > 7-A08,7-A09,7-A10
 - 28 > 7-A01,7-A02,7-A03
 - 29 > 7-A04,7-A05,7-A06

KEYED REFERENCE NOTES:

- 1 (N) 2" PENETRATION/SLEEVE
FS055, FS056
- 2 (E) 2" LIQUID SEAL TIGHT
FS061, FS062
- 3 (N) 1" INNERDUCT, (N)1BB, (L)3SM, (L)2MM
- 4 (N) 2" LIQUID SEAL TIGHT
FS057, FS058
- 5 (N)(L) 2" LIQUID SEAL TIGHT
FS059, FS060, FS063, FS064
- 6 (N) 2" LIQUID SEAL TIGHT
FS069, FS070
- 7 (N) 2" LIQUID SEAL TIGHT
FS071, FS072
- 8 (N)(L) 2" LIQUID SEAL TIGHT
FS093, FS094, FS095, FS096
- 9 (N)(L) 2" LIQUID SEAL TIGHT
FS073, FS074, FS075, FS076
- 10 (N) 2" LIQUID SEAL TIGHT
FS077, FS078
- 11 (N) 2" LIQUID SEAL TIGHT
FS079, FS080
- 12 (N) 2" PENETRATION/SLEEVE
FS099, FS100

*THESE DRAWINGS WERE PREPARED AND DRAWN BY VECTOR USA

DRAWING ARCHIVE MAINTAINED BY INFORMATION TECHNOLOGY SOLUTIONS, LLC.



Revision No.	Description	Date

Jurupa Unified School District

VARIOUS SITES
4850 PEDLEY ROAD
JURUPA VALLEY, CA 92509

5 ES TECH UPGRADE
E-RATE YEAR 18

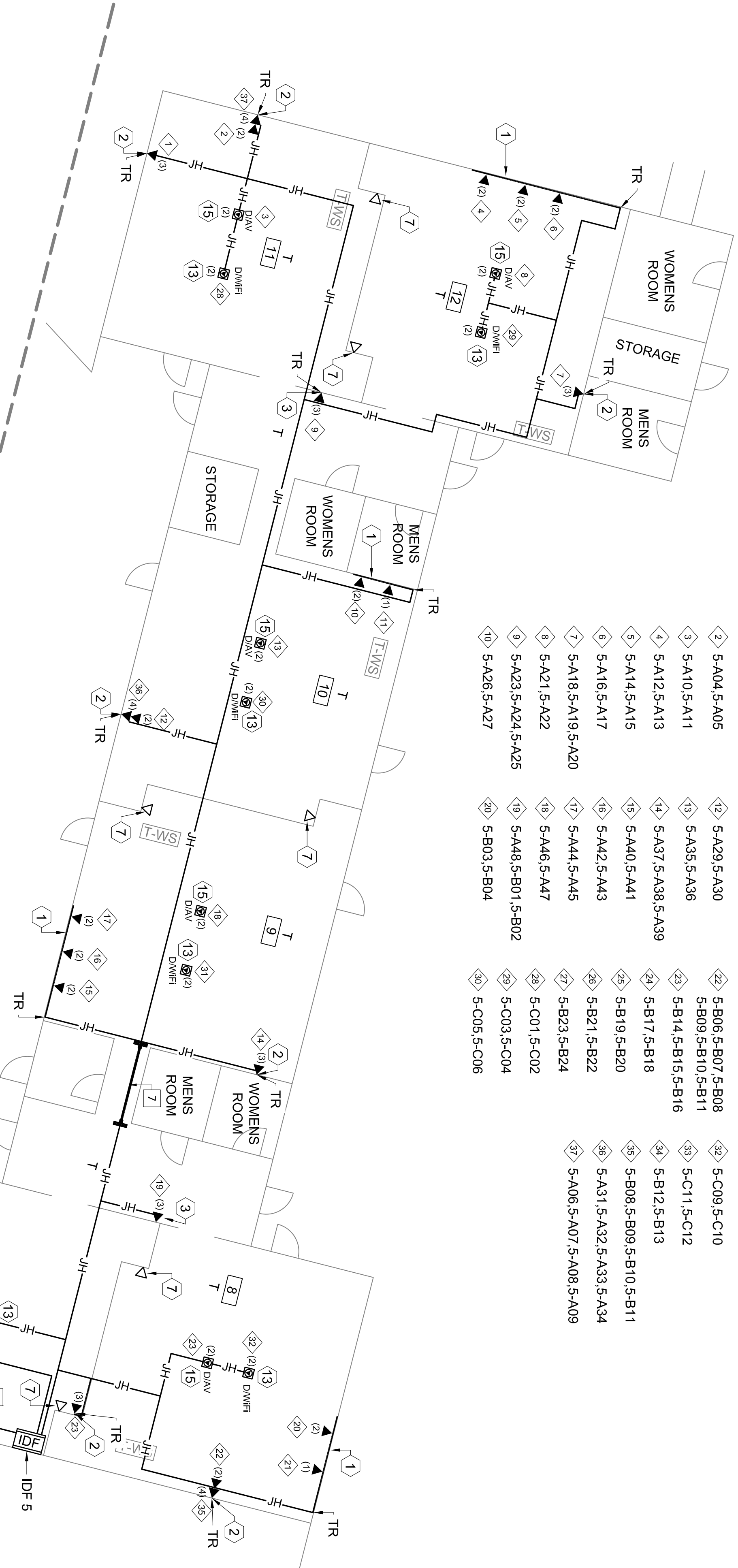
SKY COUNTRY ELEMENTARY SCHOOL
5520 LUCRETIA AVENUE, MIRA LOMA, CA
ZONE 4, 6, 7 & 9 AS-BUILT

Gary L. Hillier
ITS
COMMUNICATIONS DISTRIBUTION ENGINEER
NETWORK ENGINEER
TELEPHONE ENGINEER

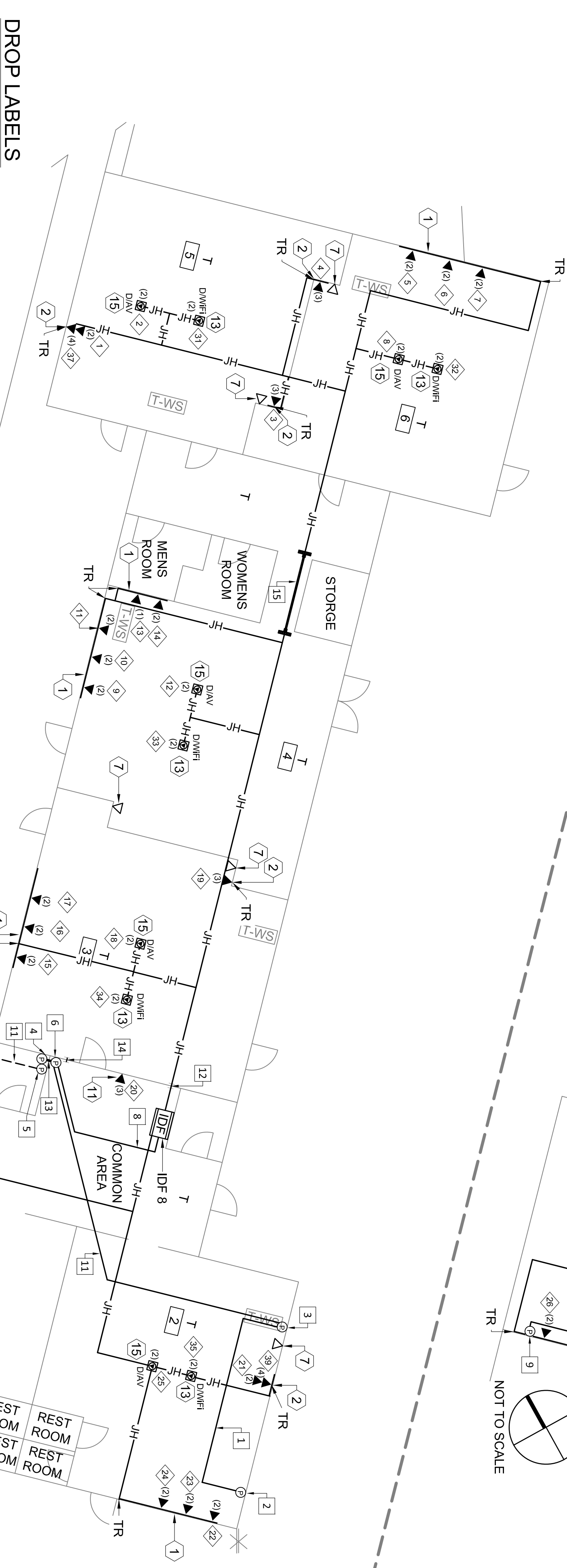
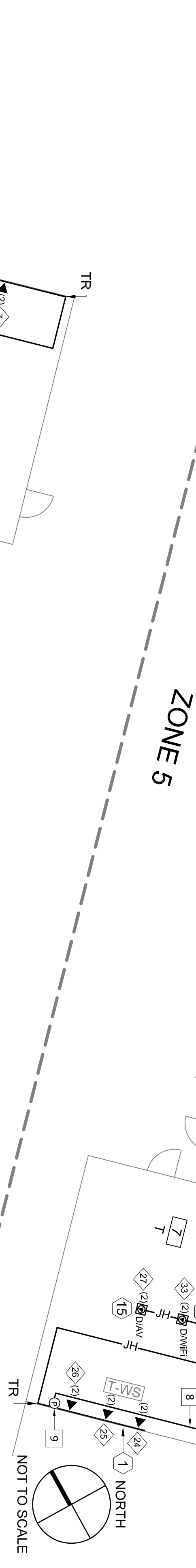
Approved By:	ITS
Designed:	ITS
Drawn By:	LP
Checked:	PM
Reviewed:	JP
Date:	03/02/2016
ITS Project Number:	0814-4-273
Scale:	NTS
Drawing Number:	T4-3.2

DROP LABELS

- 1 5-A01, 5-A02, 5-A03
- 2 5-A04, 5-A05
- 3 5-A10, 5-A11
- 4 5-A12, 5-A13
- 5 5-A14, 5-A15
- 6 5-A16, 5-A17
- 7 5-A18, 5-A19, 5-A20
- 8 5-A21, 5-A22
- 9 5-A23, 5-A24, 5-A25
- 10 5-A26, 5-A27
- 11 5-A28
- 12 5-A29, 5-A30
- 13 5-A35, 5-A36
- 14 5-A37, 5-A38, 5-A39
- 15 5-A40, 5-A41
- 16 5-A42, 5-A43
- 17 5-A44, 5-A45
- 18 5-A46, 5-A47
- 19 5-A48, 5-B01, 5-B02
- 20 5-B03, 5-B04
- 21 5-B05
- 22 5-B06, 5-B07, 5-B08
- 23 5-B09, 5-B10, 5-B11
- 24 5-B14, 5-B15, 5-B16
- 25 5-B17, 5-B18
- 26 5-B19, 5-B20
- 27 5-B21, 5-B22
- 28 5-B23, 5-B24
- 29 5-C01, 5-C02
- 30 5-C03, 5-C04
- 31 5-C05, 5-C06
- 32 5-C07, 5-C08
- 33 5-C09, 5-C10
- 34 5-C11, 5-C12
- 35 5-B12, 5-B13
- 36 5-B08, 5-B09, 5-B10, 5-B11
- 37 5-A31, 5-A32, 5-A33, 5-A34
- 38 5-A06, 5-A07, 5-A08, 5-A09



ZONE 5



DROP LABELS

- 1 8-A01, 8-A02
- 2 8-A07, 8-A11
- 3 8-A08, 8-A09, 8-A10
- 4 8-A12, 8-A13, 8-A14
- 5 8-A15, 8-A16
- 6 8-A17, 8-A18
- 7 8-A19, 8-A20
- 8 8-A21, 8-A22
- 9 8-A23, 8-A24
- 10 8-A25, 8-A26
- 11 8-A27, 8-A28
- 12 8-A29, 8-A33
- 13 8-A30
- 14 8-A31, 8-A32
- 15 8-A34, 8-A35
- 16 8-A36, 8-A37
- 17 8-A38, 8-A39
- 18 8-A40, 8-A44
- 19 8-A41, 8-A42, 8-A43
- 20 8-A45, 8-A46, 8-A47
- 21 8-A48, 8-B01
- 22 8-B03, 8-B04
- 23 8-B05, 8-B06
- 24 8-B07, 8-B08
- 25 8-B09, 8-B10
- 26 8-B11, 8-B21
- 27 8-B12, 8-B13
- 28 8-B14, 8-B15
- 29 8-B16, 8-B17
- 30 8-B18, 8-B19
- 31 8-C01, 8-C02
- 32 8-C03, 8-C04
- 33 8-C05, 8-C06
- 34 8-C07, 8-C08
- 35 8-C09, 8-C10
- 36 8-C11, 8-C12
- 37 8-A03, 8-A04, 8-A05, 8-A06
- 38 8-B20, 8-B25, 8-B26, 8-B27
- 39 8-B02, 8-B22, 8-B23, 8-B24

ZONE 8

KEYED REFERENCE NOTES:

- 1 (N) 1" INNERDUCT (N)3BR(12SM/12MM)
- 2 IPB01 - (N) 12"H X 12"W X 6"D NEMA 1 PULLBOX
- 3 IPB02 - (N) 12"H X 12"W X 6"D NEMA 1 PULLBOX
- 4 IPB03 - (N) 12"H X 12"W X 6"D NEMA 1 PULLBOX
- 5 IPB04 - (N) 12"H X 12"W X 6"D NEMA 1 PULLBOX
- 6 IPB05 - (N) 12"H X 12"W X 6"D NEMA 1 PULLBOX
- 7 (N)3 2" PENETRATION/SLEEVE (TS) FT
- 8 (N)1 1" INNERDUCT (N)1BR(12SM/12MM)
- 9 IPB06 - (N) 12"H X 12"W X 6"D NEMA 1 PULLBOX
- 10 (N) 1" INNERDUCT (N)4BR(12SM/12MM)
- 11 (E) 2" (UG) TO MPOE (N) MAXCELL (N)5BR(12SM/12MM)
- 12 (N)2 2" PENETRATION/SLEEVE (TS) FT
- 13 (N) 2" PENETRATION/SLEEVE (TS) FT
- 14 (N)2 2" PENETRATION/SLEEVE (TS) FT
- 15 (N)2 2" PENETRATION/SLEEVE (TS) FT

*THESE DRAWINGS WERE PREPARED AND DRAWN BY VECTOR USA

DRAWING ARCHIVE MAINTAINED BY INFORMATION TECHNOLOGY SOLUTIONS, LLC.



Revision No.	Description	Date

Gary L. Hiller
 ITS
 COMMUNICATIONS DISTRIBUTION ENGINEER
 NETWORKING / INSTRUCTIONAL ENGINEER

VARIOUS SITES
 4850 PEDLEY ROAD
 JURUPA VALLEY, CA 92509

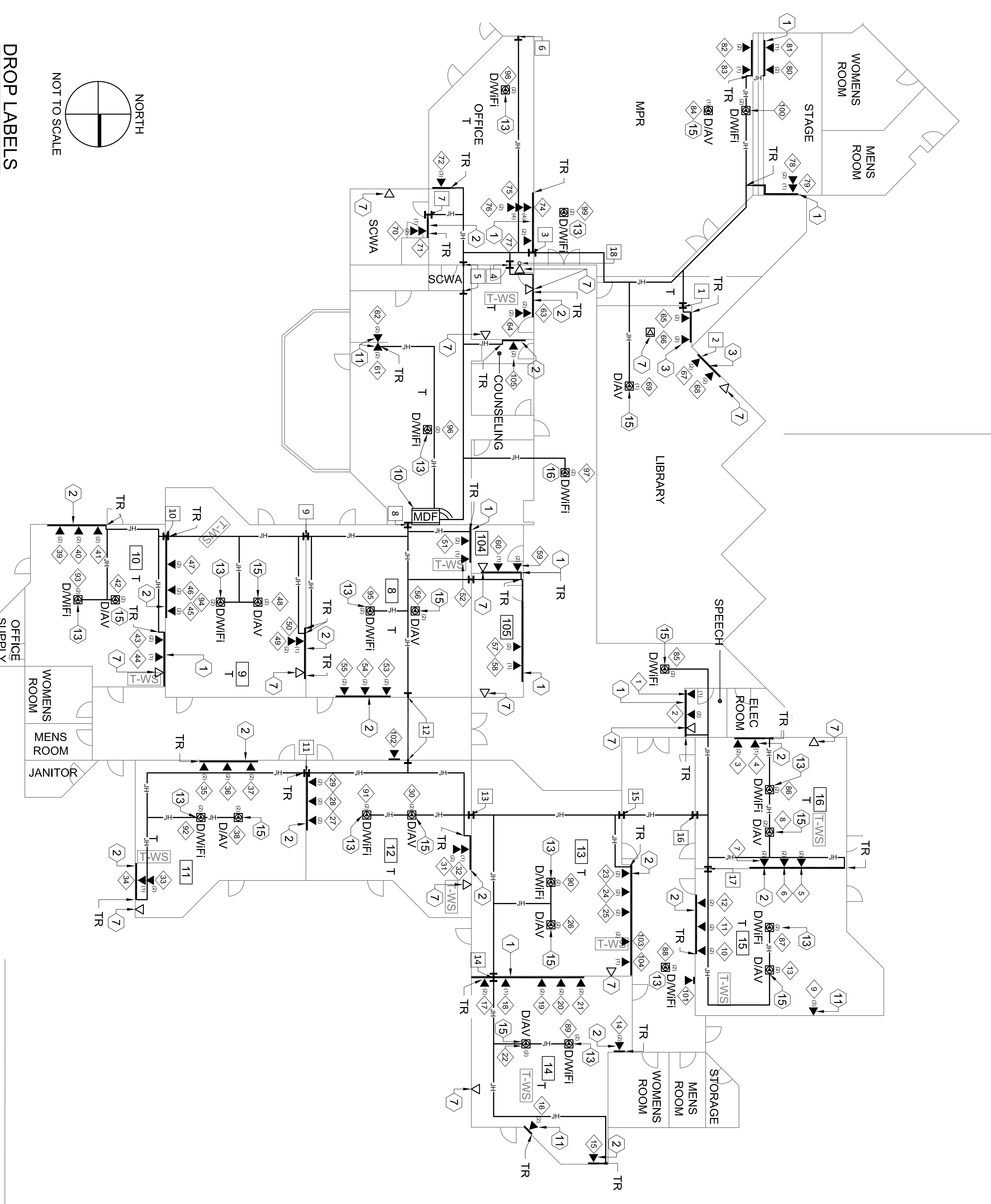
**5 ES TECH UPGRADE
 E-RATE YEAR 18**
**SKY COUNTRY ELEMENTARY SCHOOL
 5520 LUCRETIA AVENUE, MIRA LOMA, CA
 ZONE 5 & 8 AS-BUILT**

Approved By:	ITS
Designed:	ITS
Drawn By:	LP
Checked:	PM
Reviewed:	JP
Date:	03/02/2016
ITS Project Number:	0814-4-273
Scale:	NTS
Drawing Number:	T4-3.3



Revision No.	Description	Date

- KEYED REFERENCE NOTES:**
- 1 (N) 1" PENETRATION/SLEEVE (TS) FS137
 - 2 (N) 1" PENETRATION/SLEEVE (TS) FS138
 - 3 (N) 1" PENETRATION/SLEEVE (TS) FS141
 - 4 (N) 1" PENETRATION/SLEEVE (TS) FS142
 - 5 (N)(3) 3" PENETRATION/SLEEVE (TS) FS148,FS150,FS152,FS149,FS151,FS153
 - 6 (N) 1" PENETRATION/SLEEVE (TS) FS070
 - 7 (N) 1" PENETRATION/SLEEVE (TS) FS146
 - 8 (N)(3) 3" PENETRATION/SLEEVE (TS) FS127,FS129,FS131,FS128,FS130,FS132
 - 9 (N) 2" PENETRATION/SLEEVE (TS) FS123,FS124
 - 10 (N) 2" PENETRATION/SLEEVE (TS) FS125,FS126
 - 11 (N) 2" PENETRATION/SLEEVE (TS) FS121,FS122
 - 12 (N)(3) 3" PENETRATION/SLEEVE (TS) FS117,FS118,FS119,FS120
 - 12 (N)(3) 3" PENETRATION/SLEEVE (TS) FS117,FS118,FS119,FS120
 - 13 (N)(4) 2" PENETRATION/SLEEVE (TS) FS107,FS108,FS109,FS110,FS111,FS112,FS113,FS114
 - 14 (N) 2" PENETRATION/SLEEVE (TS) FS115,FS116
 - 15 (N) 2" PENETRATION/SLEEVE (TS) FS103,FS104,FS105,FS106
 - 16 (N)(2) 2" PENETRATION/SLEEVE (TS) FS099,FS100,FS101,FS102
 - 17 (N) 2" PENETRATION/SLEEVE (TS) FS097,FS098
 - 18 MPOE (NEW FIBER BACKBONE TO HH-S2)



- DROP LABELS**
- 1 1-A01, 1-A02
 - 2 1-A03
 - 3 1-A04, 1-A05
 - 4 1-A06
 - 5 1-A07, 1-A08
 - 6 1-A09, 1-A10
 - 7 1-A11, 1-A12
 - 8 1-A13, 1-A14
 - 9 1-A15, 1-A16, 1-A17
 - 10 1-A18, 1-A19
 - 11 1-A20, 1-A21
 - 12 1-A22, 1-A23
 - 13 1-A24, 1-A25
 - 14 1-A26, 1-A27
 - 15 1-A28, 1-A29
 - 16 1-A30, 1-A31
 - 17 1-A32, 1-A33
 - 18 1-A34
 - 19 1-A35, 1-A36
 - 20 1-A37, 1-A38
 - 21 1-A39, 1-A40
 - 22 1-A41, 1-A42
 - 23 1-A43, 1-A44
 - 24 1-A45, 1-A46
 - 25 1-A47, 1-A48
 - 26 1-B01, 1-B05
 - 27 1-B06, 1-B07
 - 28 1-B08, 1-B09
 - 29 1-B10, 1-B11
 - 30 1-B12, 1-B16
 - 31 1-B13, 1-B14
 - 32 1-B15
 - 33 1-B17, 1-B18
 - 34 1-B19
 - 35 1-B20, 1-B21
 - 36 1-B22, 1-B23
 - 37 1-B24, 1-B25
 - 38 1-B26, 1-D159
 - 39 1-B27, 1-B28
 - 40 1-B29, 1-B30
 - 41 1-B31, 1-B32
 - 42 1-B33, 1-B37
 - 43 1-B34, 1-B35
 - 44 1-B36
 - 45 1-B38, 1-B39
 - 46 1-B40, 1-B41
 - 47 1-B42, 1-B43
 - 48 1-B44, 1-B48
 - 49 1-B45, 1-B46
 - 50 1-B47
 - 51 1-C01, 1-C02
 - 52 1-C03
 - 53 1-C04, 1-C05
 - 54 1-C06, 1-C07
 - 55 1-C08, 1-C09
 - 56 1-C10, 1-C11
 - 57 1-C12, 1-C13
 - 58 1-C14
 - 59 1-C15, 1-C16
 - 60 1-C17
 - 61 1-C18, 1-C19
 - 62 1-C20, 1-C21
 - 63 1-C22, 1-C23
 - 64 1-C24, 1-C25
 - 65 1-C26, 1-C27
 - 66 1-C28, 1-C29
 - 67 1-C30, 1-C31
 - 68 1-C32, 1-C33
 - 69 1-C34
 - 70 1-C35, 1-C36
 - 71 1-C37
 - 72 1-C38, 1-C39, 1-C40
 - 73 NOT USED
 - 74 1-C41, 1-C42, 1-C43, 1-C44
 - 75 1-C45, 1-C46, 1-C47, 1-C48
 - 76 1-D01, 1-D02
 - 77 1-D03, 1-D04
 - 78 1-D05, 1-D06
 - 79 1-D07
 - 80 1-D08, 1-D09
 - 81 1-D10
 - 82 1-D11, 1-D12
 - 83 1-D13
 - 84 1-D14
 - 85 1-E01, 1-E02
 - 86 1-E03, 1-E04
 - 87 1-E05, 1-E06
 - 88 1-E07, 1-E08
 - 89 1-E09, 1-E10
 - 90 1-E11, 1-E12
 - 91 1-E13, 1-E14
 - 92 1-E15, 1-E16
 - 93 1-E17, 1-E18
 - 94 1-E19, 1-E20
 - 95 1-E21, 1-E22
 - 96 1-E23, 1-E24
 - 97 1-E25, 1-E26
 - 98 1-E27, 1-E28
 - 99 1-E29, 1-E30
 - 100 1-E31, 1-E32
 - 101 1-D16
 - 102 1-D17
 - 103 1-B02, 1-B03
 - 104 1-B04
 - 105 1-D21, 1-D22

*THESE DRAWINGS WERE PREPARED AND DRAWN BY VECTOR USA

VARIOUS SITES
4850 PEDLEY ROAD
JURUPA VALLEY, CA 92509

5 ES TECH UPGRADE
E-RATE YEAR 18

STONE AVENUE ELEMENTARY SCHOOL
5111 STONE AVENUE, PEDLEY, CA
ZONE 1 AS-BUILT

Gary L. Hillier
ITS
COMMUNICATIONS • SECURITY • AUDIO & VIDEO
NETWORKS • DATA SERVICES • ENGINEERING

Date: 03/02/2016
Reviewed: JP
Checked: PM
Drawn By: LP
Designed: ITS

Scale: NTS
Drawing Number: T5-3.1



Jurupa Unified School District

Information Technology Solutions, LLC
 Phone: (609) 386-9418

Revision No.	Description	Date

Gary L. Hiller
 CONSULTATIONS DISTRIBUTION ENGINEER
 NETWORKING, SECURITY & SYSTEMS
 INFORMATION TECHNOLOGY



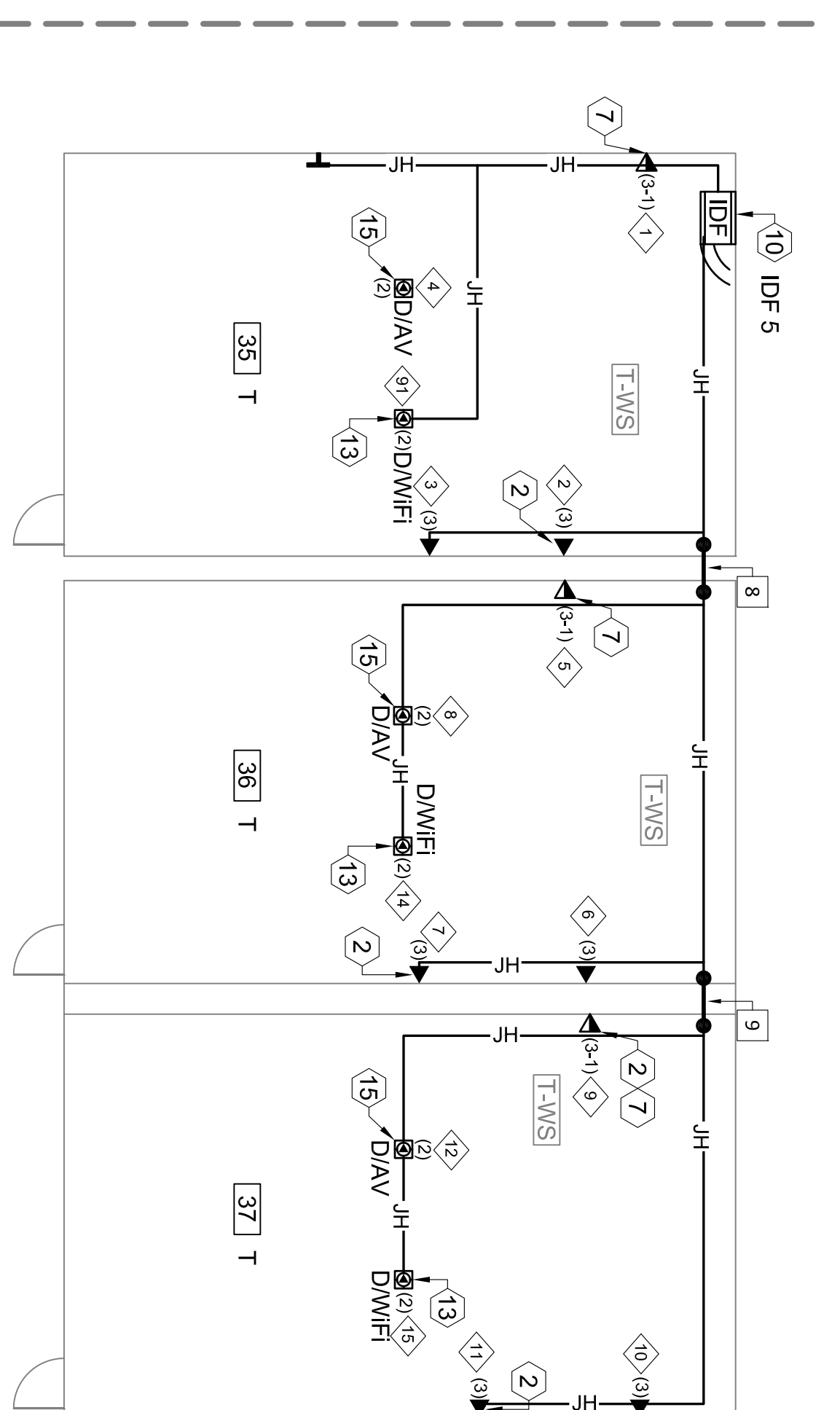
VARIOUS SITES
 4850 PEDLEY ROAD
 JURUPA VALLEY, CA 92509

**5 ES TECH UPGRADE
 E-RATE YEAR 18**
STONE AVENUE ELEMENTARY SCHOOL
 5111 STONE AVENUE, PEDLEY, CA
ZONE 2 & 5 AS-BUILT

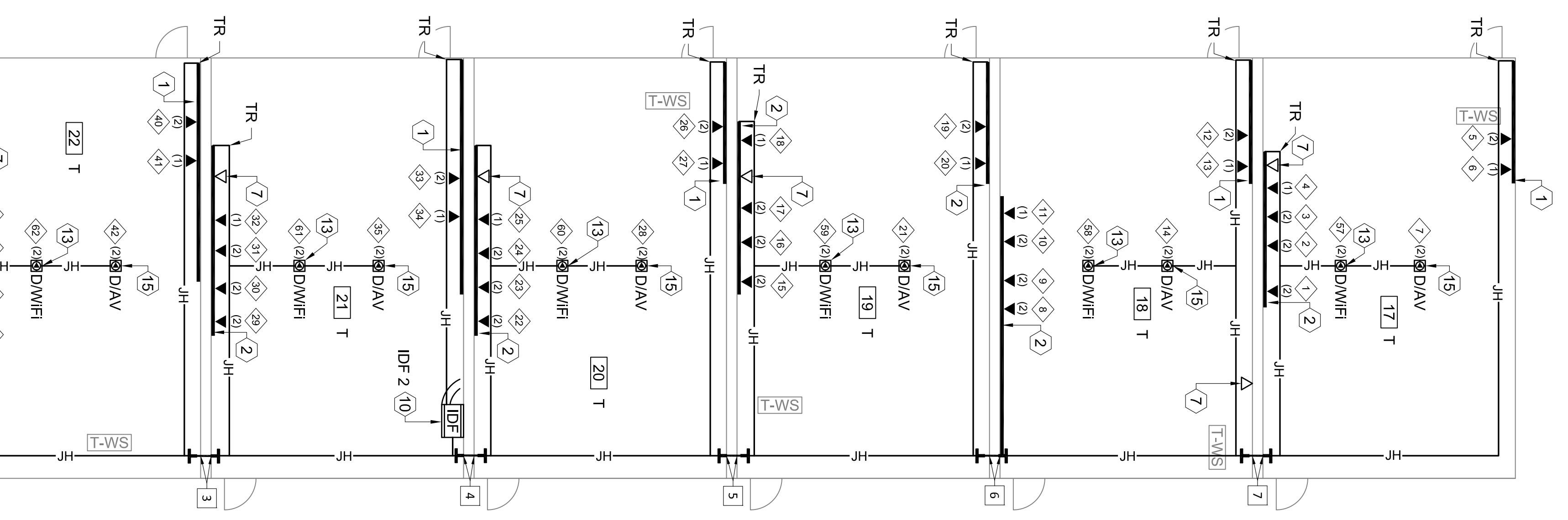
Approved By:	ITS
Designed:	ITS
Drawn By:	LP
Checked:	PM
Reviewed:	JP
Date:	03/02/2016
ITS Project Number:	0814-4-273
Scale:	NTS
Drawing Number:	TS-3.2

KEYED REFERENCE NOTES:

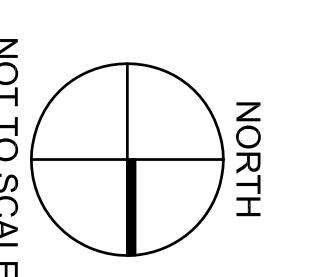
- 1 (N) 2" LIQUID SEAL TIGHT FS001,FS902
- 2 (N) 2" PENETRATION/SLEEVE FS003,FS904
- 3 (N)(2) 2" PENETRATION/SLEEVE FS005,FS007,FS006,FS008
- 4 (N)(2) 2" PENETRATION/SLEEVE FS009,FS011,FS010,FS012
- 5 (N)(2) 2" PENETRATION/SLEEVE FS013,FS015,FS014,FS016
- 6 (N) 2" PENETRATION/SLEEVE FS017,FS018
- 7 (N) 2" PENETRATION/SLEEVE FS019,FS020
- 8 (N) 2" LIQUID SEAL TIGHT FS171,FS170
- 9 (N) 2" LIQUID SEAL TIGHT FS172,FS173
- 10 NOT USED
- 11 IPB01 - (N) 12"H X 12"W X 6"D NEMA 1 PULLBOX
- 12 IPB02 - (N) 12"H X 12"W X 6"D NEMA 1 PULLBOX
- 13 IPB03 - (N) 12"H X 12"W X 6"D NEMA 1 PULLBOX



- DROP LABELS**
- 1 5-A01, 5-A02, 5-A03
 - 2 5-A04, 5-A05, 5-A06
 - 3 5-A07, 5-A08, 5-A09
 - 4 5-A10, 5-A11
 - 5 5-A12, 5-A13, 5-A14
 - 6 5-A15, 5-A16, 5-A17
 - 7 5-A18, 5-A19, 5-A20
 - 8 5-A21, 5-A22
 - 9 5-A23, 5-A24, 5-A25
 - 10 5-A26, 5-A27, 5-A28
 - 11 5-A29, 5-A30, 5-A31
 - 12 5-A32, 5-A33
 - 13 5-B01, 5-B02
 - 14 5-B03, 5-B04
 - 15 5-B05, 5-B06



- DROP LABELS**
- 1 2-A01, 2-A02
 - 2 2-A03, 2-A04
 - 3 2-A05, 1-A06
 - 4 2-A07
 - 5 2-A08, 2-A09
 - 6 2-A10
 - 7 2-A11, 2-A12
 - 8 2-A13, 2-A14
 - 9 2-A15, 2-A16
 - 10 2-A17, 2-A18
 - 11 2-A19
 - 12 2-A20, 2-A21
 - 13 2-A22
 - 14 2-A23, 2-A24
 - 15 2-A25, 2-A26
 - 16 2-A27, 2-A28
 - 17 2-A29, 2-A30
 - 18 2-A31
 - 19 2-A32, 2-A33
 - 20 2-A34
 - 21 2-A35, 2-A36
 - 22 2-A37, 2-A38
 - 23 2-A39, 2-A40
 - 24 2-A41, 2-A42
 - 25 2-A43
 - 26 2-A44, 2-A45
 - 27 2-A46
 - 28 2-A47, 2-A48
 - 29 2-B01, 2-B02
 - 30 2-B03, 2-B04
 - 31 2-B05, 2-B06
 - 32 2-B07
 - 33 2-B08, 2-B09
 - 34 2-B10
 - 35 2-B11, 2-B12
 - 36 2-B13, 2-B14
 - 37 2-B15, 2-B16
 - 38 2-B17, 2-B18
 - 39 2-B19
 - 40 2-B20, 2-B21
 - 41 2-B22
 - 42 2-B23, 2-B24
 - 43 2-B25, 2-B26
 - 44 2-B27
 - 45 2-B28, 2-B29
 - 46 2-B30, 2-B31
 - 47 2-B32, 2-B33
 - 48 2-B34
 - 49 2-B35, 2-B36
 - 50 2-B37, 2-B38
 - 51 2-B39
 - 52 2-B40, 2-B41
 - 53 2-B42, 2-B43
 - 54 2-B44, 2-B45
 - 55 2-B46
 - 56 2-B47, 2-B48
 - 57 2-C01, 2-C02
 - 58 2-C03, 2-C04
 - 59 2-C05, 2-C06
 - 60 2-C07, 2-C08
 - 61 2-C09, 2-C10
 - 62 2-C11, 2-C12
 - 63 2-C13, 2-C14
 - 64 2-C15, 2-C16



*THESE DRAWINGS WERE PREPARED AND DRAWN BY VECTOR USA



Information Technology Solutions, ITS
 5111 Stone Avenue, Suite 110
 Pedley, CA 92669
 Phone: (760) 368-9418

Revision No.	Description	Date

*THESE DRAWINGS WERE PREPARED AND DRAWN BY VECTOR USA

Gary L. Hillier
 ITS
 COMMUNICATIONS TECHNOLOGY SECURITY
 NETWORKS
 COMMUNICATIONS TECHNOLOGY SECURITY NETWORKS
 INFORMATION TECHNOLOGY SOLUTIONS, LLC

VARIOUS SITES
 4850 PEDLEY ROAD
 JURUPA VALLEY, CA 92509

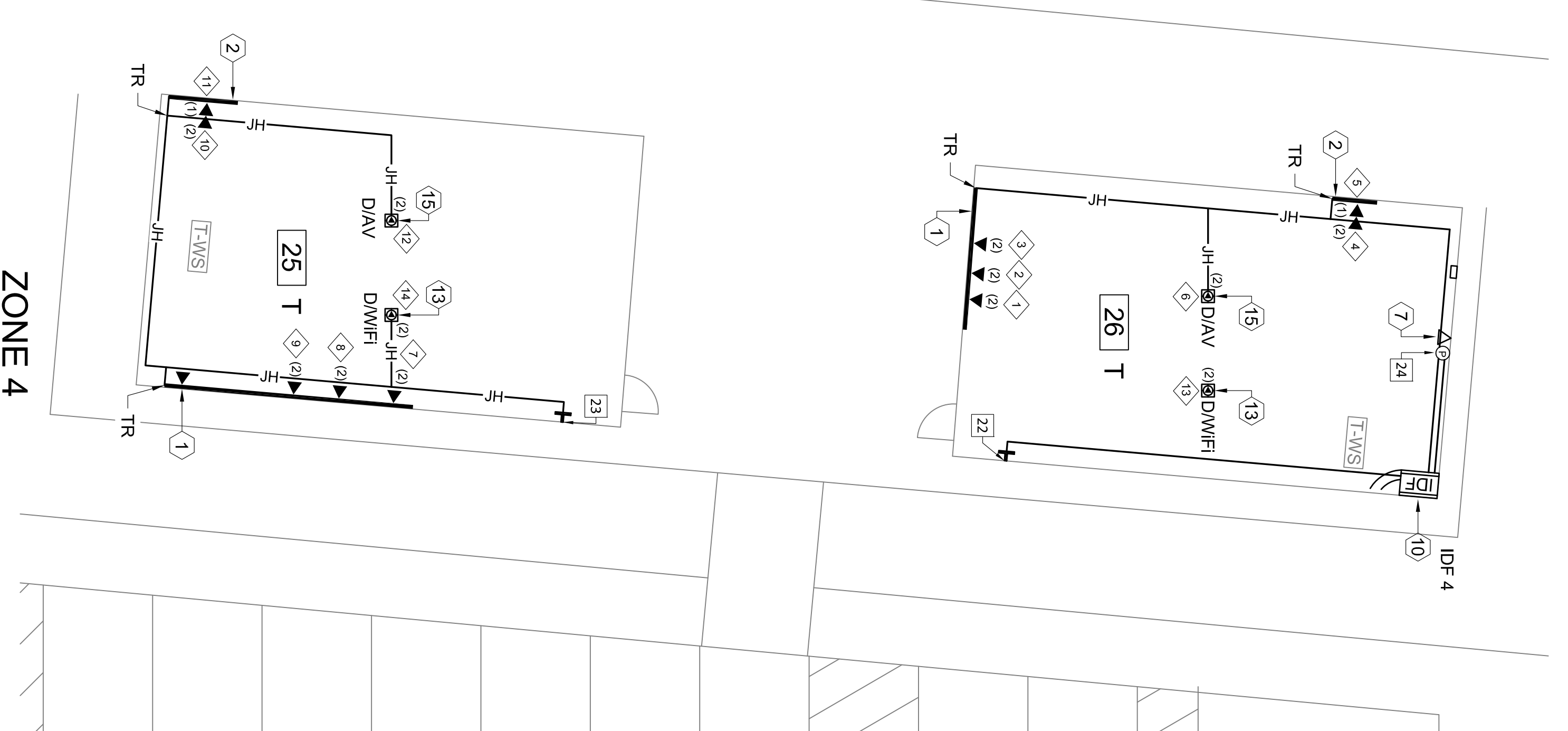
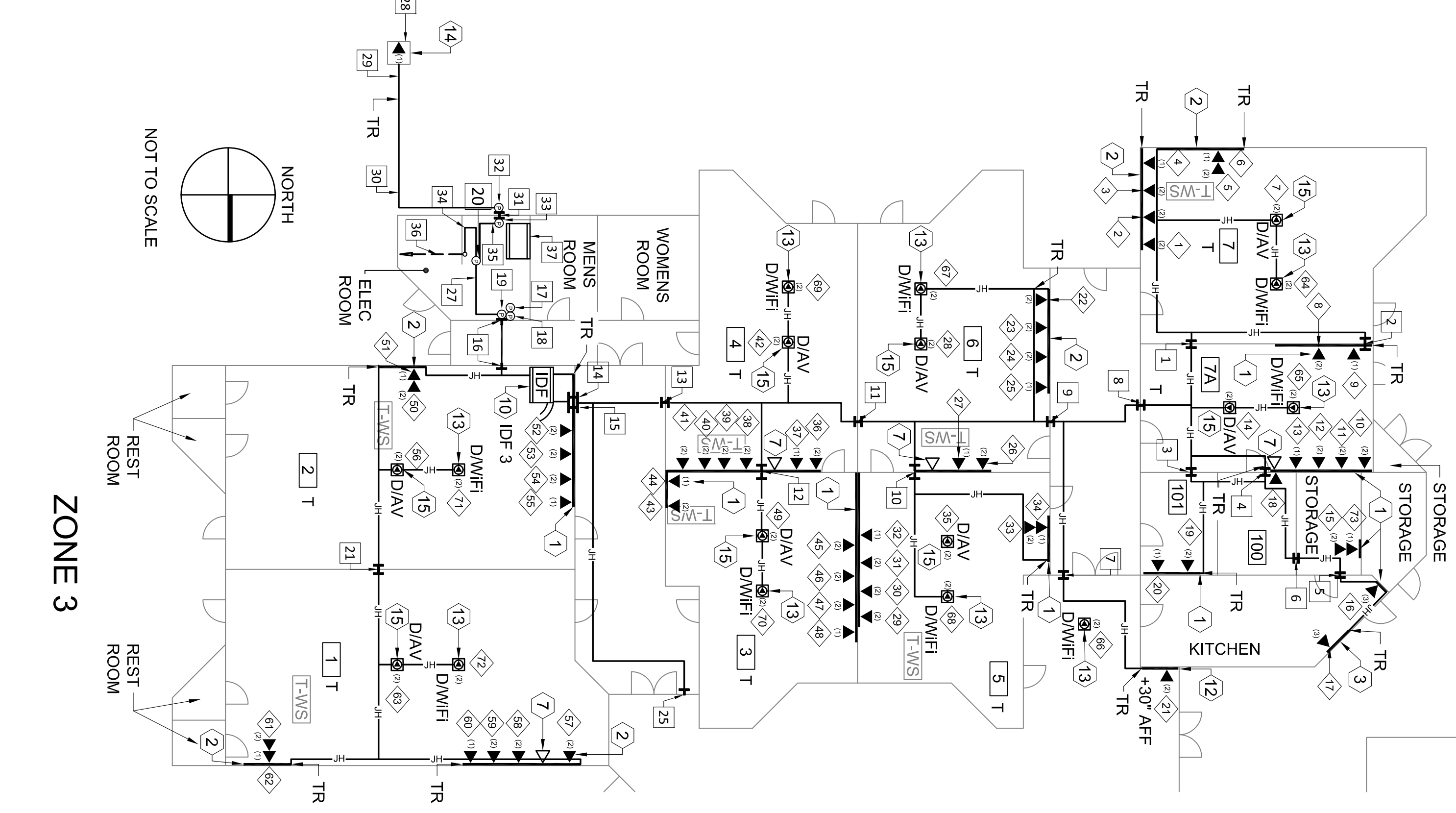
5 ES TECH UPGRADE
 E-RATE YEAR 18

STONE AVENUE ELEMENTARY SCHOOL
 5111 STONE AVENUE, PEDLEY, CA
 ZONE 3 & 4 AS-BUILT

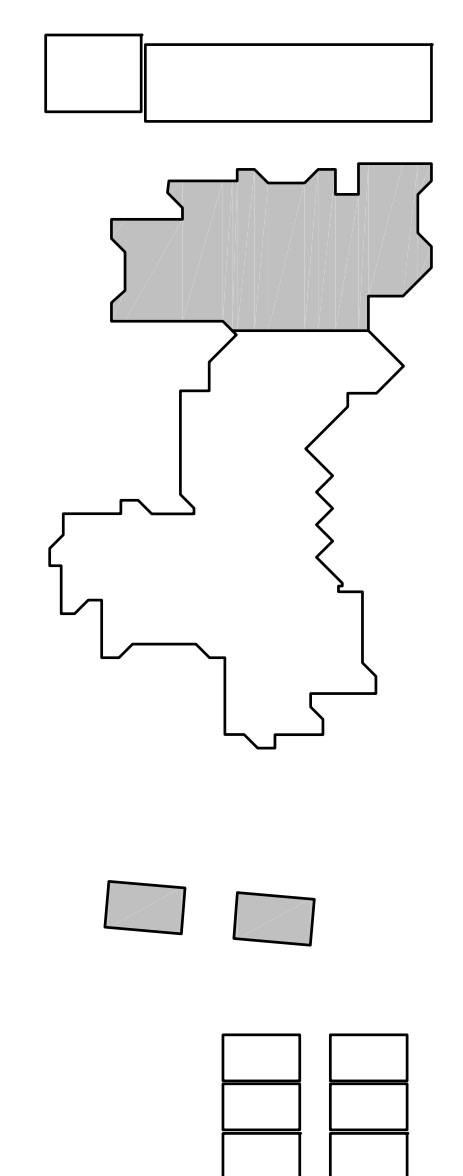
Approved By:	ITS
Designed:	ITS
Drawn By:	LP
Checked:	PM
Reviewed:	JP
Date:	03/02/2016
ITS Project Number:	0814-4-273
Scale:	NTS
Drawing Number:	TS-3.3

- KEYED REFERENCE NOTES:**
- (N) 2" PENETRATION/SLEEVE (TS) FS021,FS022
 - (N) 1" PENETRATION/SLEEVE (TS) FS023,FS024
 - (N) 1" PENETRATION/SLEEVE (TS) FS031,FS032
 - (N)(2) 1" PENETRATION/SLEEVE (TS) FS045,FS046,FS066
 - (N) 1" PENETRATION/SLEEVE (TS) FS029,FS030
 - (N) 2" PENETRATION/SLEEVE (TS) FS027,FS028
 - (N) 1" PENETRATION/SLEEVE (TS) FS037,FS038
 - (N)(2) 2" PENETRATION/SLEEVE (TS) FS033,FS034,FS035,FS036
 - (N)(2) 2" PENETRATION/SLEEVE (TS) FS039,FS040,FS041,FS042
 - (N) 2" PENETRATION/SLEEVE (TS) FS043,FS044
 - (N)(3) 2" PENETRATION/SLEEVE (TS) FS047,FS048,FS051,FS048
 - (N) 2" PENETRATION/SLEEVE (TS) FS050,FS052
 - (N) 2" PENETRATION/SLEEVE (TS) FS053,FS054
 - (N)(4) 2" PENETRATION/SLEEVE (TS) FS055,FS057,FS059,FS061
 - (N) 2" PENETRATION/SLEEVE (TS) FS056,FS058,FS060,FS062
 - (N)(2) 3" PENETRATION/SLEEVE (TS) FS071,FS073,FS072,FS074
 - (N)(2) 2" PENETRATION/SLEEVE (TS) FS075,FS076,FS077,FS078
 - (N) 2" PENETRATION/SLEEVE (TS) FS081,FS082
 - IP807 - (E) 12"H X 12"W X 6"D NEMA 1 PULLBOX
 - IP808 - (E) 12"H X 12"W X 6"D NEMA 1 PULLBOX
 - IP806 - (N) 12"H X 12"W X 6"D NEMA 1 PULLBOX
 - IP805 - (N) 12"H X 12"W X 6"D NEMA 1 PULLBOX
 - (N) 2" PENETRATION/SLEEVE (TS) FS083,FS084
 - (N) 2" PENETRATION/SLEEVE (TS) FS160,FS162
 - (N) 2" PENETRATION/SLEEVE (TS) FS156,FS158
 - IPB11 - (N) 12"H X 12"W X 6"D NEMA 1 PULLBOX
 - (N) 1" PENETRATION/SLEEVE (TS) FS069
 - NOT USED
 - (N) 2" EMT,(N)1)MAXCELL,(E)SUNESYS
 - RAIN BIRD SPRINKLER SYSTEM
 - (N) LIQUID SEAL TIGHT
 - (N) 1" GRC
 - (N) 1" PENETRATION/SLEEVE (TS) FS154,FS155
 - OPB03 - (N) 18"H X 18"W X 6"D NEMA 3R PULLBOX
 - IPB12 - (N) 12"H X 12"W X 6"D NEMA 1 PULLBOX
 - (N) 1" INNERDUCT,(E)SUNESYS
 - (N) 1" EMT
 - (E) 2"(G),(E)SUNESYS (TO POWER POLE ON STONE AVE.)
 - (E) OPEN FRAME RACK

- DROP LABELS**
- 3-A01,3-A02
 - 3-A03,3-A04
 - 3-A05,3-A06
 - 3-A07
 - 3-A08,3-A09
 - 3-A10
 - 3-A11,3-A12
 - 3-A13,3-A14
 - 3-A15
 - 3-A16,3-A17
 - 3-A18,3-A19
 - 3-A20,3-A21
 - 3-A22
 - 3-A23,3-A24
 - 3-A25,3-A26
 - 3-A28,3-A29,3-A30
 - 3-A31,3-A32,3-A33
 - 3-A34,3-A35,3-A36
 - 3-A37,3-A38
 - 3-A39
 - 3-A40,3-A41
 - 3-A42,3-A43
 - 3-A44,3-A45
 - 3-A46,3-A47
 - 3-A48
 - 3-B01,3-B02
 - 3-B03
 - 3-B04,3-B05
 - 3-B06,3-B07
 - 3-B08,3-B09
 - 3-B10,3-B11
 - 3-B12
 - 3-B13,3-B14
 - 3-B15
 - 3-B16,3-B17
 - 3-B18,3-B19
 - 3-B20
 - 3-B21,3-B22
 - 3-B23,3-B24
 - 3-B25,3-B26
 - 3-B27
 - 3-B28,3-B29
 - 3-B30,3-B31
 - 3-B32
 - 3-B33,3-B34
 - 3-B35,3-B36
 - 3-B37,3-B38
 - 3-B39
 - 3-B40,3-B41
 - 3-B42,3-B43
 - 3-B44
 - 3-B45,3-B46
 - 3-B47,3-B48
 - 3-C01,3-C02
 - 3-C03
 - 3-C04,3-C05
 - 3-C06,3-C07
 - 3-C08,3-C09
 - 3-C10,3-C11
 - 3-C12
 - 3-C13,3-C14
 - 3-C15
 - 3-C16,3-C17
 - 3-D01,3-D02
 - 3-D03,3-D04
 - 3-D06,3-D06
 - 3-D07,3-D08
 - 3-D09,3-D10
 - 3-D11,3-D12
 - 3-D13,3-D14
 - 3-D15,3-D16
 - 3-D17,3-D18
 - 3-A27



- DROP LABELS**
- 4-A01,4-A02
 - 4-A03,4-A04
 - 4-A05,4-A06
 - 4-A07,4-A08
 - 4-A09
 - 4-A10,4-A11
 - 4-A12,4-A13
 - 4-A14,4-A15
 - 4-A16,4-A17
 - 4-A18,4-A19
 - 4-A20
 - 4-A21,4-A22
 - 4-B01,4-B02
 - 4-B03,4-B04



KEYED REFERENCE NOTES:

- 1 (E) 2" PENETRATION/SLEEVE
- 2 (E)(7) 2" RISER
- 3 (E) 3" PENETRATION/SLEEVE
- 4 VOICE, AUXILIARY & RIAS INSTALLED BY OTHERS

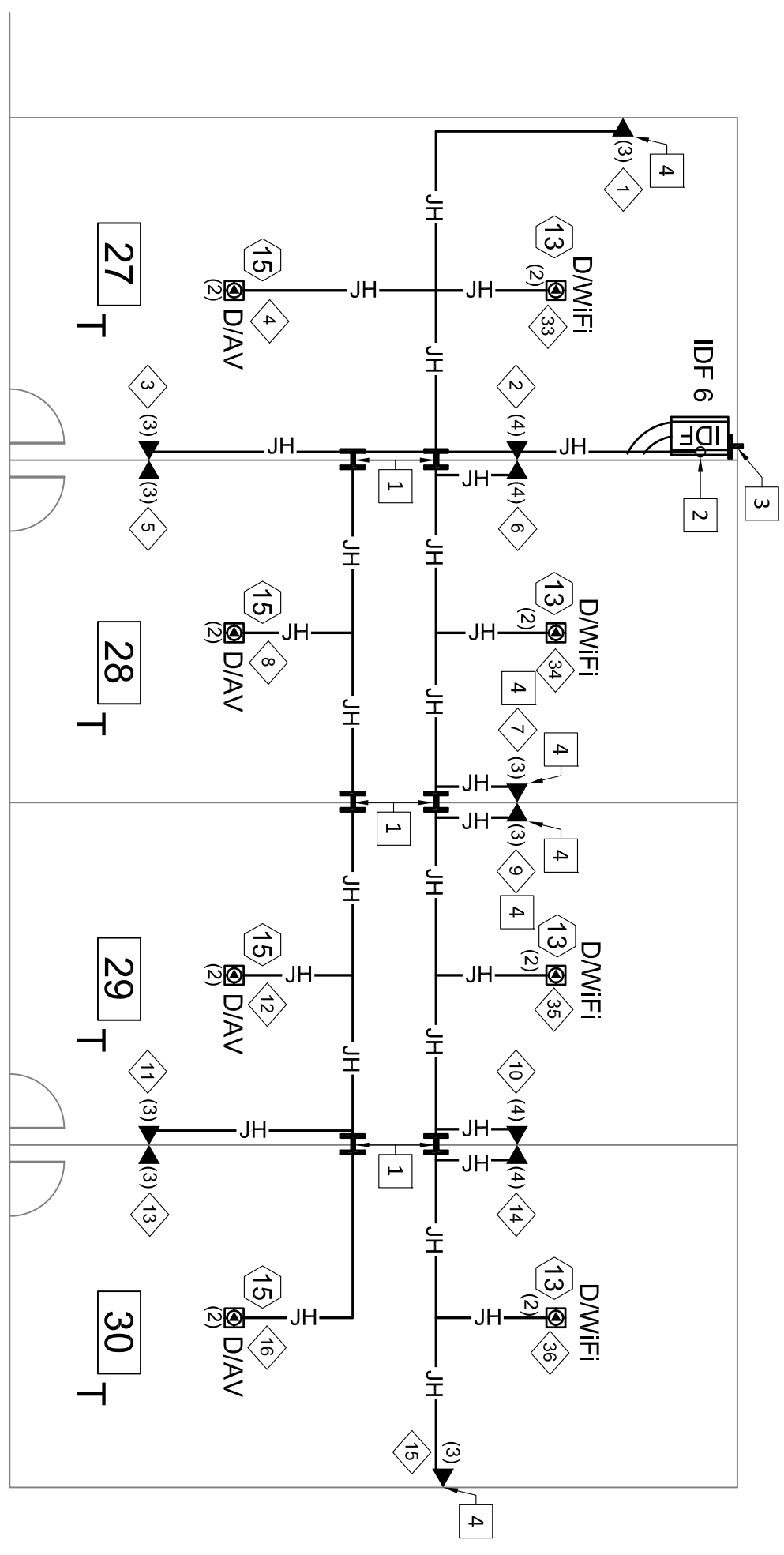


Revision No.	Description	Date

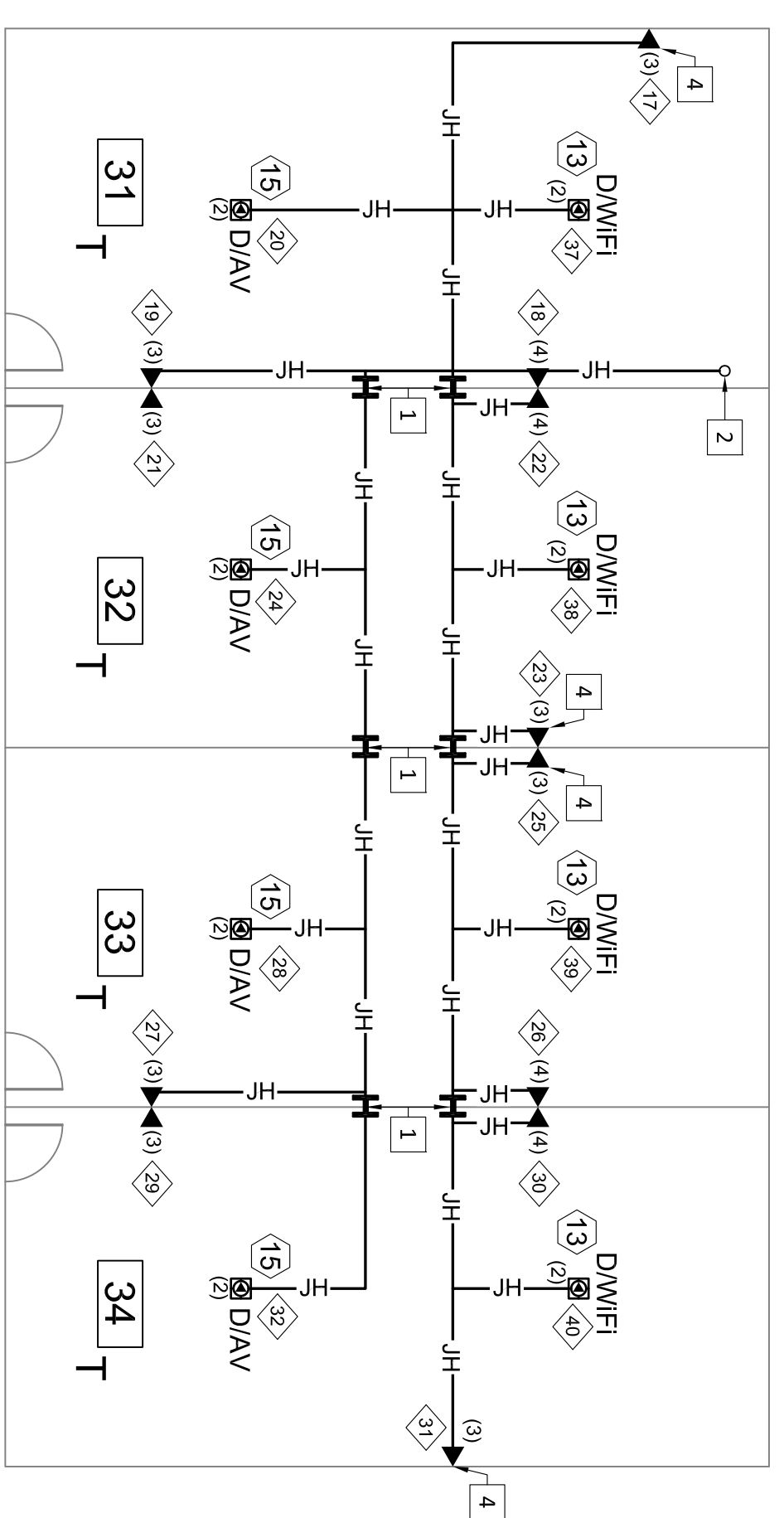
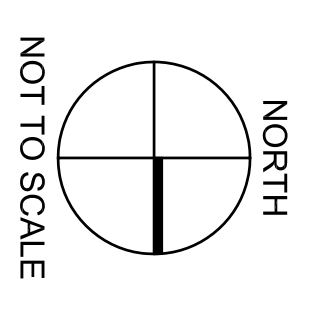
Jurupa Unified School District

DROP LABELS

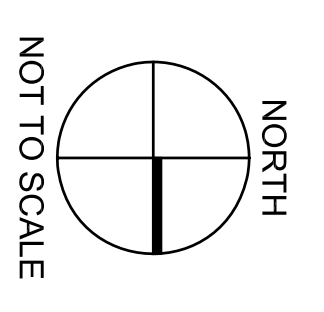
- 1 > 6-A01-6-A02-6-A03
- 2 > 6-A04-6-A05-6-A06-6-A07
- 3 > 6-A08-6-A09-6-A10
- 4 > 6-A11-6-A12
- 5 > 6-A13-6-A14-6-A15
- 6 > 6-A16-6-A17-6-A18-6-A19
- 7 > 6-A20-6-A21-6-A22
- 8 > 6-A23-6-A24
- 9 > 6-A25-6-A26-6-A27
- 10 > 6-A28-6-A29-6-A30-6-A31
- 11 > 6-A32-6-A33-6-A34
- 12 > 6-A35-6-A36
- 13 > 6-A37-6-A38-6-A39
- 14 > 6-A40-6-A41-6-A42-6-A43
- 15 > 6-A44-6-A45-6-A46
- 16 > 6-A47-6-A48
- 17 > 6-B01-6-B02-6-B03
- 18 > 6-B04-6-B05-6-B06-6-B07
- 19 > 6-B08-6-B09-6-B10
- 20 > 6-B11-6-B12
- 21 > 6-B13-6-B14-6-B15
- 22 > 6-B16-6-B17-6-B18-6-B19
- 23 > 6-B20-6-B21-6-B22
- 24 > 6-B23-6-B24
- 25 > 6-B25-6-B26-6-B27
- 26 > 6-B28-6-B29-6-B30-6-B31
- 27 > 6-B32-6-B33-6-B34
- 28 > 6-B35-6-B36
- 29 > 6-B37-6-B38-6-B39
- 30 > 6-B40-6-B41-6-B42-6-B43
- 31 > 6-B44-6-B45-6-B46
- 32 > 6-B47-6-B48
- 33 > 6-C01-6-C02
- 34 > 6-C03-6-C04
- 35 > 6-C05-6-C06
- 36 > 6-C07-6-C08
- 37 > 6-C09-6-C10
- 38 > 6-C11-6-C12
- 39 > 6-C13-6-C14
- 40 > 6-C15-6-C16



ZONE 6 - FIRST FLOOR



ZONE 6 - SECOND FLOOR



*THESE DRAWINGS WERE PREPARED AND DRAWN BY VECTOR USA

**VARIOUS SITES
4850 PEDLEY ROAD
JURUPA VALLEY, CA 92509**

**5 ES TECH UPGRADE
E-RATE YEAR 18**

**STONE AVENUE ELEMENTARY SCHOOL
5111 STONE AVENUE, PEDLEY, CA
ZONE 6 AS-BUILT**

Approved By:	ITS
Designed:	ITS
Drawn By:	LP
Checked:	PM
Reviewed:	JP
Date:	03/02/2016
ITS Project Number:	0814-273
Scale:	NTS
Drawing Number:	TS-3.4

KEYED REFERENCE NOTES:

- 1 REMOVE EXISTING ACCESS POINT & RETURN TO CLIENT
- 2 IPB06 - (E) 8"H X 8"W X 6"D NEMA 1 PULLBOX
- 3 IPB05 - (E) 12"H X 12"W X 6"D NEMA 1 PULLBOX
- 4 IPB04 - (E) 18"H X 18"W X 6"D NEMA 1 PULLBOX
- 5 (N) 2" PENETRATION/SLEEVE FS200, FS201, FS202
- 6 (E) 1" PENETRATION/SLEEVE FS01, FS03
- 7 (E) 1" PENETRATION/SLEEVE FS02, FS04
- 8 (E) 2" PENETRATION/SLEEVE FS05, FS06
- 9 (E) 1" PENETRATION/SLEEVE FS022
- 10 (E) 2" PENETRATION/SLEEVE FS027, FS026
- 11 (E) 2" PENETRATION/SLEEVE FS028
- 12 (E) 2" PENETRATION/SLEEVE FS16, FS17
- 13 (E) 2" PENETRATION/SLEEVE FS18, FS19
- 14 (E) 2" PENETRATION/SLEEVE FS120, FS121
- 15 (E) 2" PENETRATION/SLEEVE FS125, FS127
- 16 (E) 2" PENETRATION/SLEEVE FS128, FS129
- 17 (E) 2" PENETRATION/SLEEVE FS130, FS131
- 18 (E) J-HOOK PATHWAY
- 19 (N) J-HOOK PATHWAY

Revision No.	Description	Date

Gary L. Hiller

COMMUNICATIONS • SECURITY • AV & AUDIO
 NETWORK TRANSPORT SYSTEMS ENGINEER
 11111 W. 15th St., Suite 100, San Diego, CA 92161

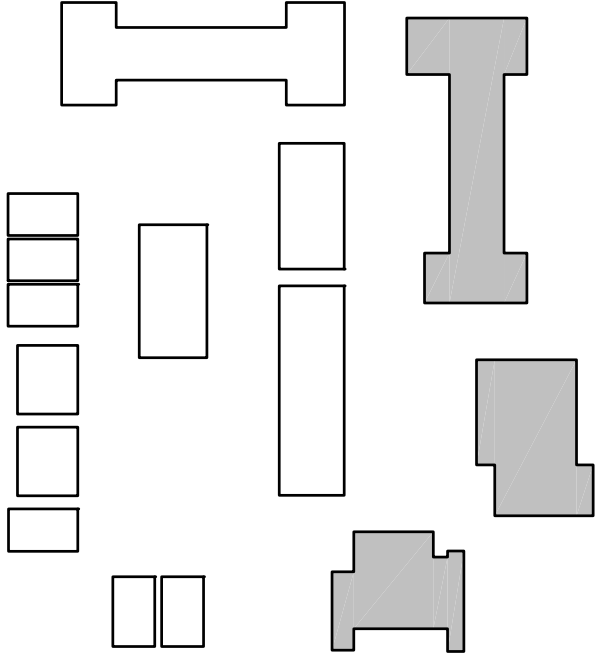
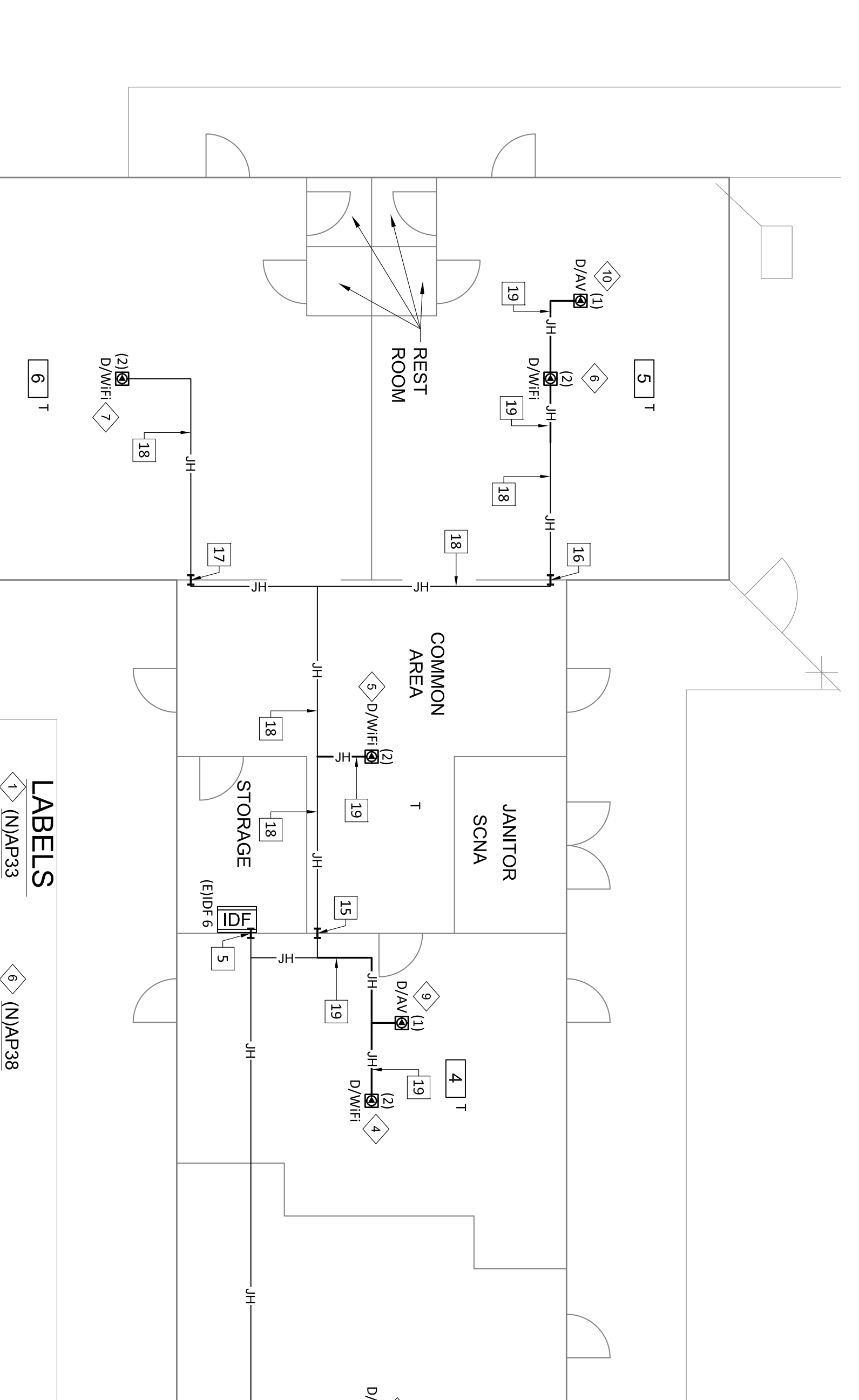
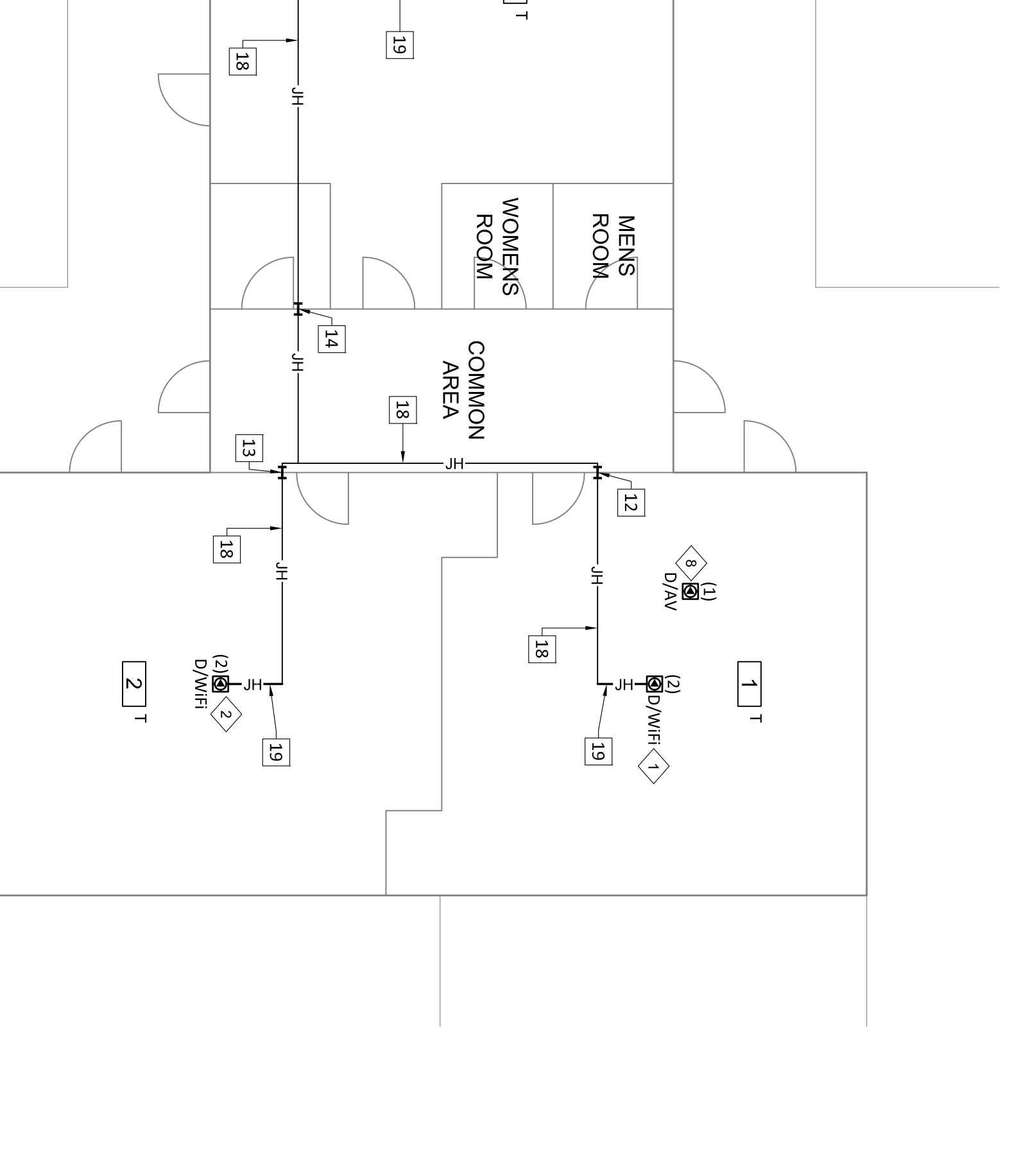
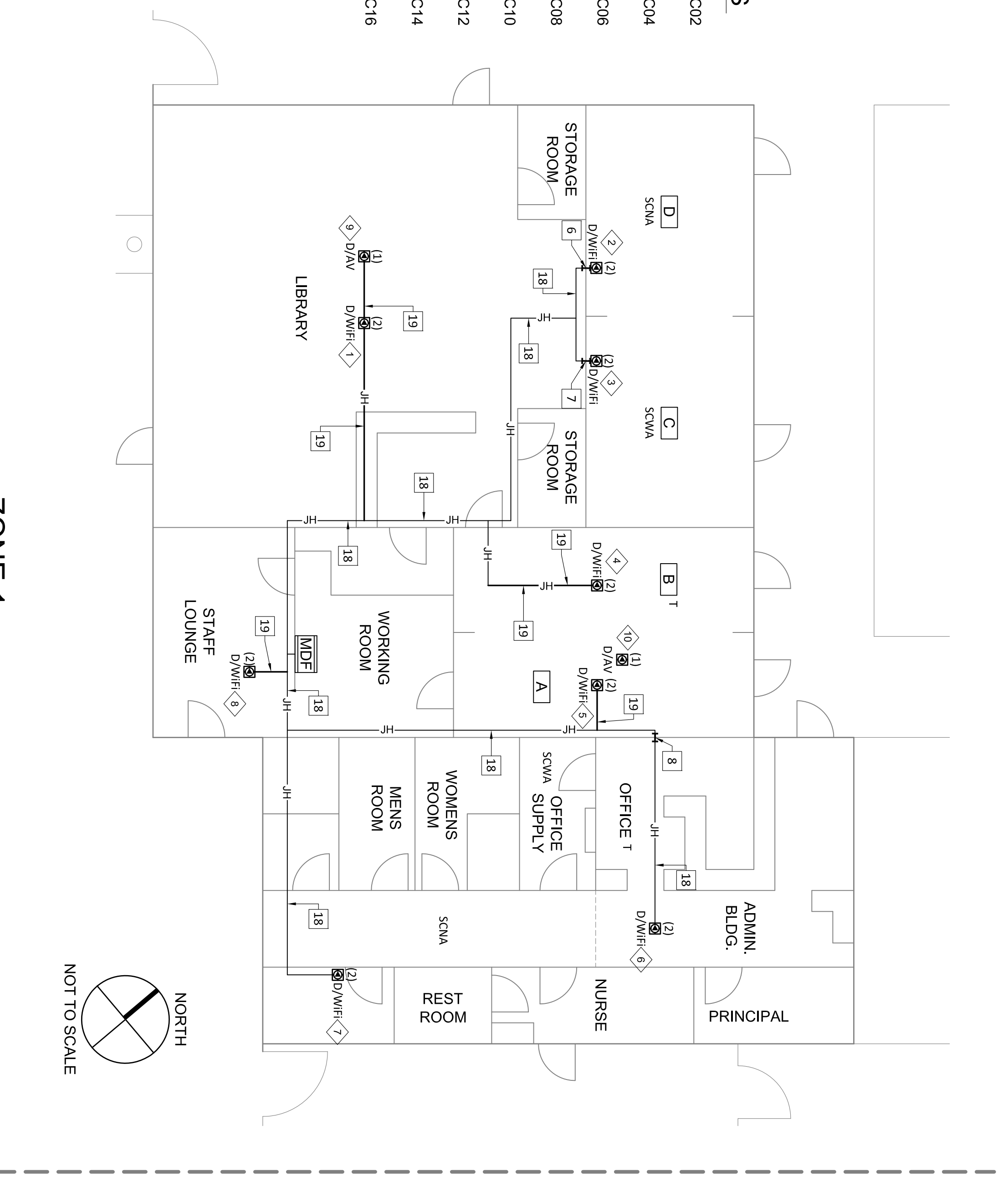
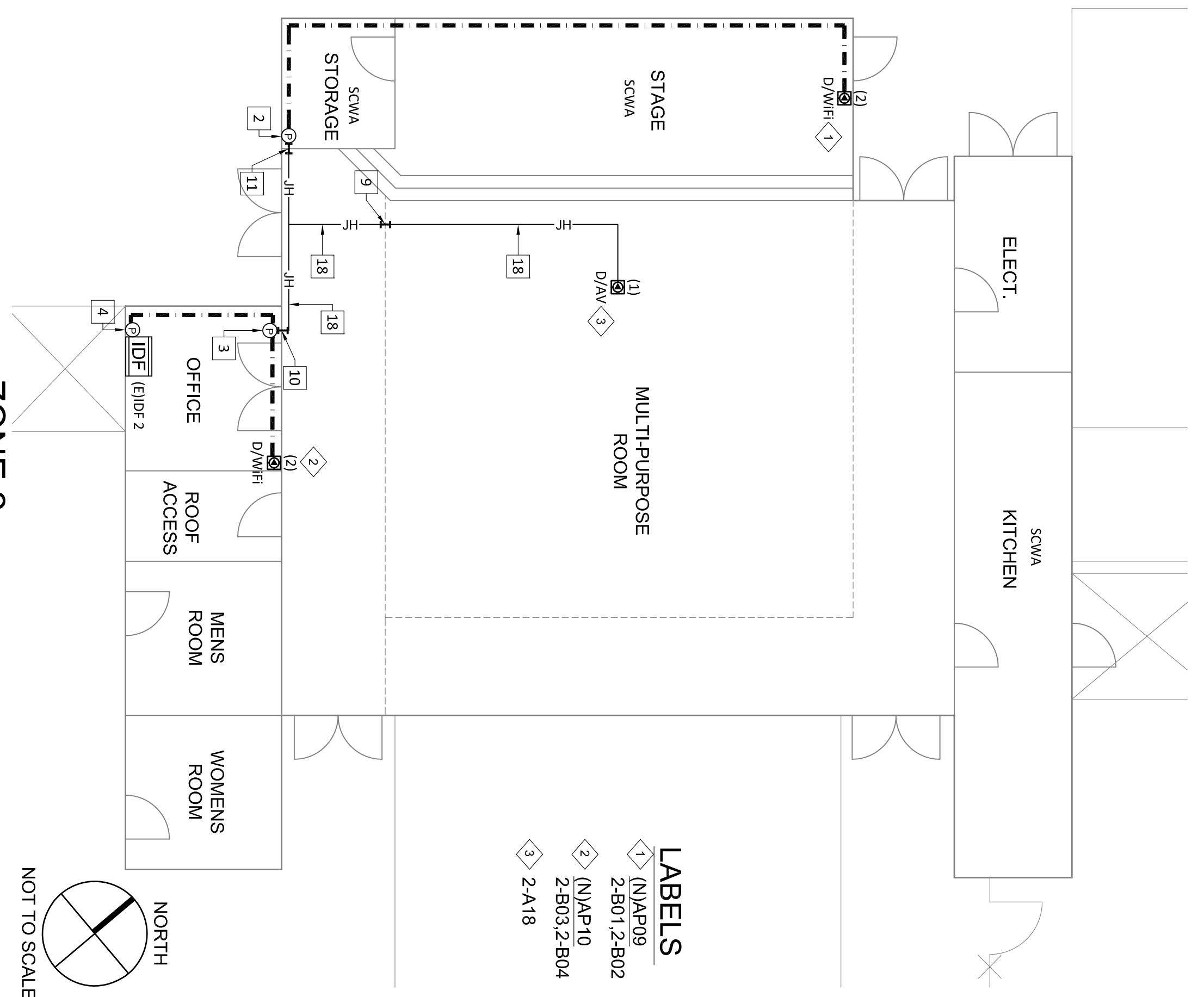
VARIOUS SITES
 4850 PEDLEY ROAD
 JURUPA VALLEY, CA 92509

11 ES Wifi UPGRADE
 E-RATE YEAR 18

SUNNYSLOPE ELEMENTARY SCHOOL
 7050 38TH STREET, SUNNYSLOPE, CA
 ZONE 1, 2, & 6 AS-BUILT

Approved By:	ITS
Design:	ITS
Drawn By:	LP
Checked:	PM
Reviewed:	JP
Date:	03/02/2016
ITS Project Number:	1014-283
Scale:	NTS
Drawing Number:	T8-3.1

*THESE DRAWINGS WERE PREPARED AND DRAWN BY VECTOR USA



Revision No.	Description	Date

Gary L. Hillier
 COMMUNICATIONS • SECURITY • AV & VISUAL
 NETWORK TRANSPORT SYSTEMS ENGINEER
 10101 W. 15th Street, Suite 100
 Los Alamitos, CA 92643
 (714) 942-2000

VARIOUS SITES
 4850 PEDLEY ROAD
 JURUPA VALLEY, CA 92509

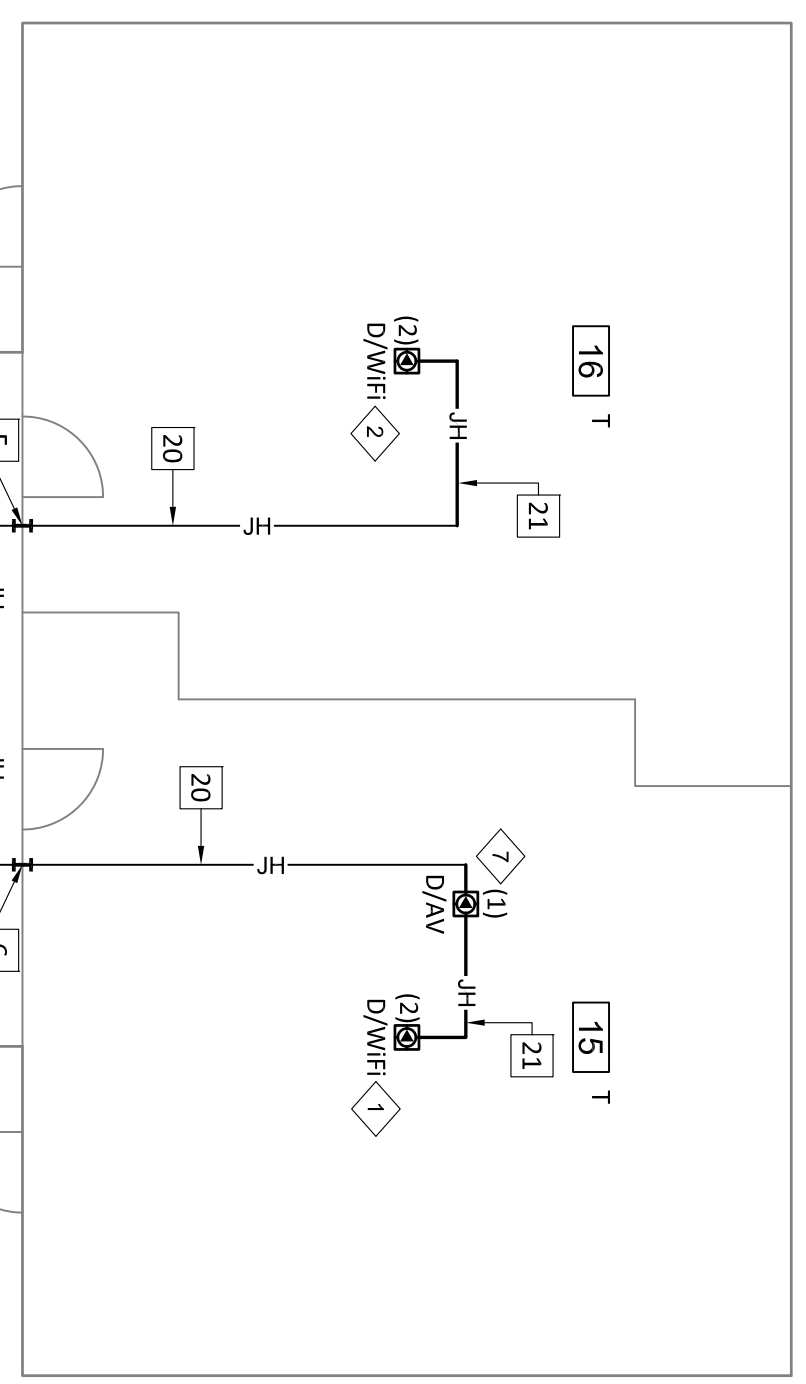
11 ES Wifi UPGRADE
 E-RATE YEAR 18

SUNNYSLOPE ELEMENTARY SCHOOL
 7050 38TH STREET, SUNNYSLOPE, CA
 ZONE 3, 5, & 7 AS-BUILT

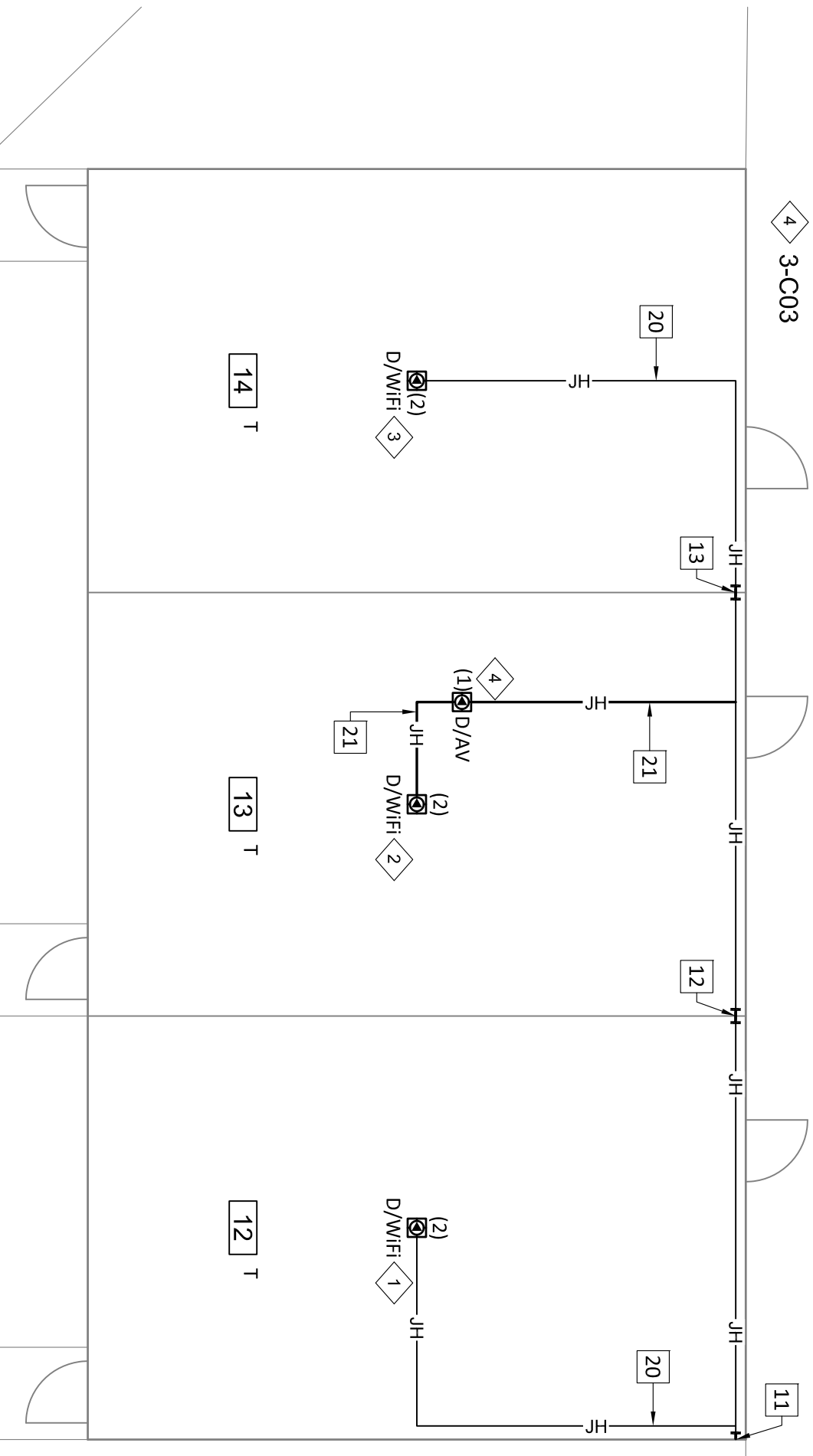
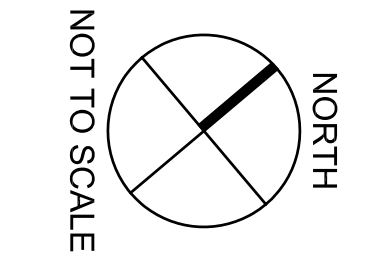
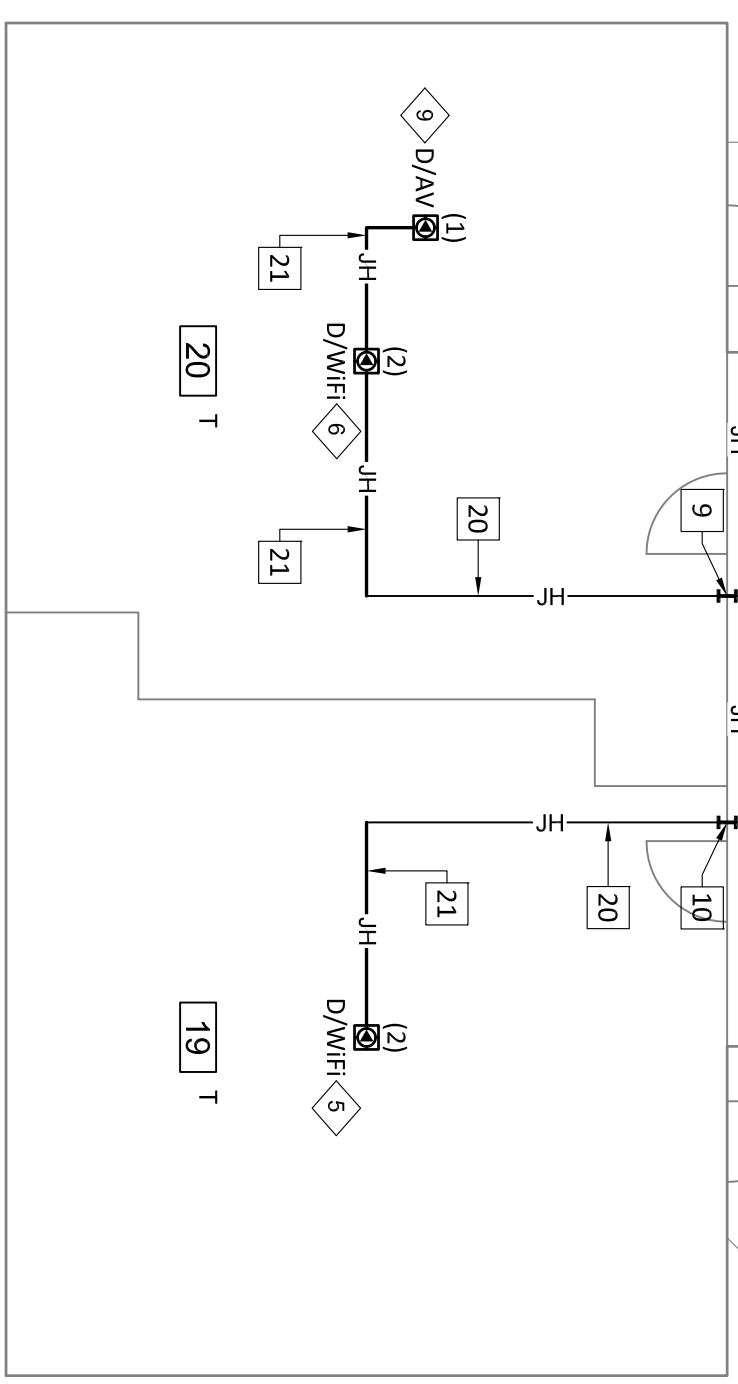
Approved By: ITS
 Design: ITS
 Drawn By: LP
 Checked: PM
 Reviewed: JP
 Date: 03/02/2016
 ITS Project Number: 1014-283
 Scale: NTS
 Drawing Number: T8-3.2

KEYED REFERENCE NOTES:

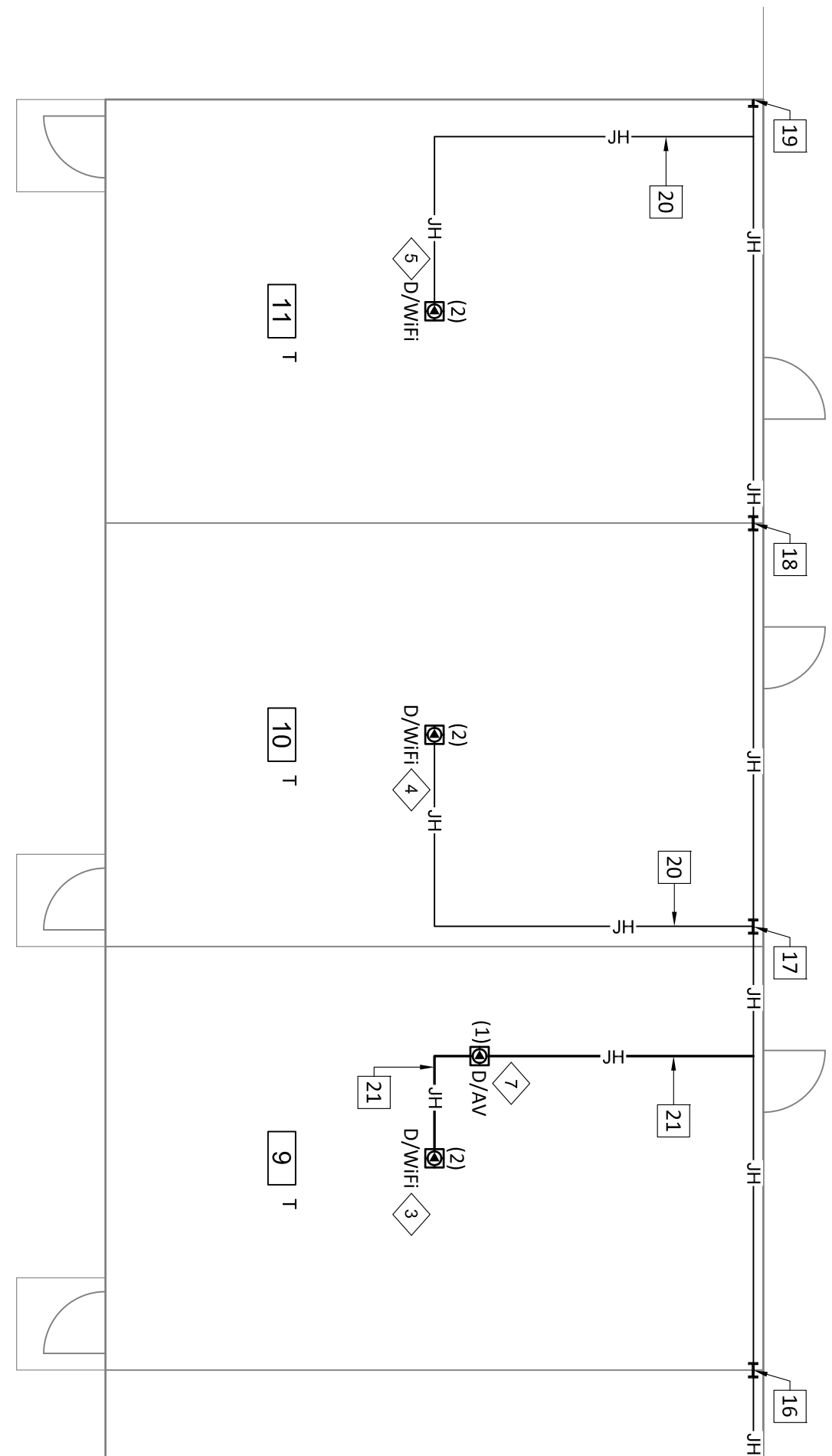
- 1 REMOVE EXISTING ACCESS POINT & RETURN TO CLIENT
- 2 NOT USED
- 3 NOT USED
- 4 NOT USED
- 5 (E) 2" PENETRATION/SLEEVE FS101, FS102
- 6 (E) 2" PENETRATION/SLEEVE FS103, FS104
- 7 (E) 2" PENETRATION/SLEEVE FS105, FS106
- 8 (E) 2" PENETRATION/SLEEVE FS107, FS108
- 9 (E) 2" PENETRATION/SLEEVE FS111, FS112
- 10 (E) 2" PENETRATION/SLEEVE FS113, FS114
- 11 (E) 2" LIQUID TIGHT FS033
- 12 (E) 2" PENETRATION/SLEEVE FS097, FS098
- 13 (E) 2" PENETRATION/SLEEVE FS099, FS100
- 14 (E) 2" PENETRATION/SLEEVE FS063, FS064
- 15 (E) 2" PENETRATION/SLEEVE FS075, FS076
- 16 (E) 2" PENETRATION/SLEEVE FS081, FS082
- 17 (E) 2" PENETRATION/SLEEVE FS085, FS088
- 18 (E) 2" PENETRATION/SLEEVE FS091, FS094
- 19 (E) 2" LIQUID TIGHT FS032
- 20 (E) J-HOOK PATHWAY
- 21 (N) J-HOOK PATHWAY



- LABELS**
- 1 (NJAP27) 5-D01, 3-D02
 - 2 (NJAP28) 5-D03, 5-D04
 - 3 (NJAP29) 5-D05, 5-D06
 - 4 (NJAP30) 5-D07, 5-D08
 - 5 (NJAP31) 5-D09, 5-D10
 - 6 (NJAP32) 5-D11, 3-D12
 - 7 5-C01
 - 8 5-C02
 - 9 5-C03

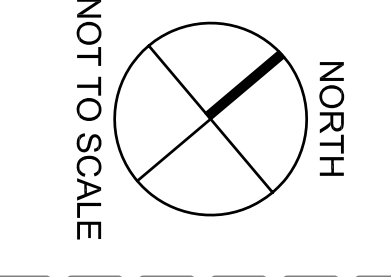
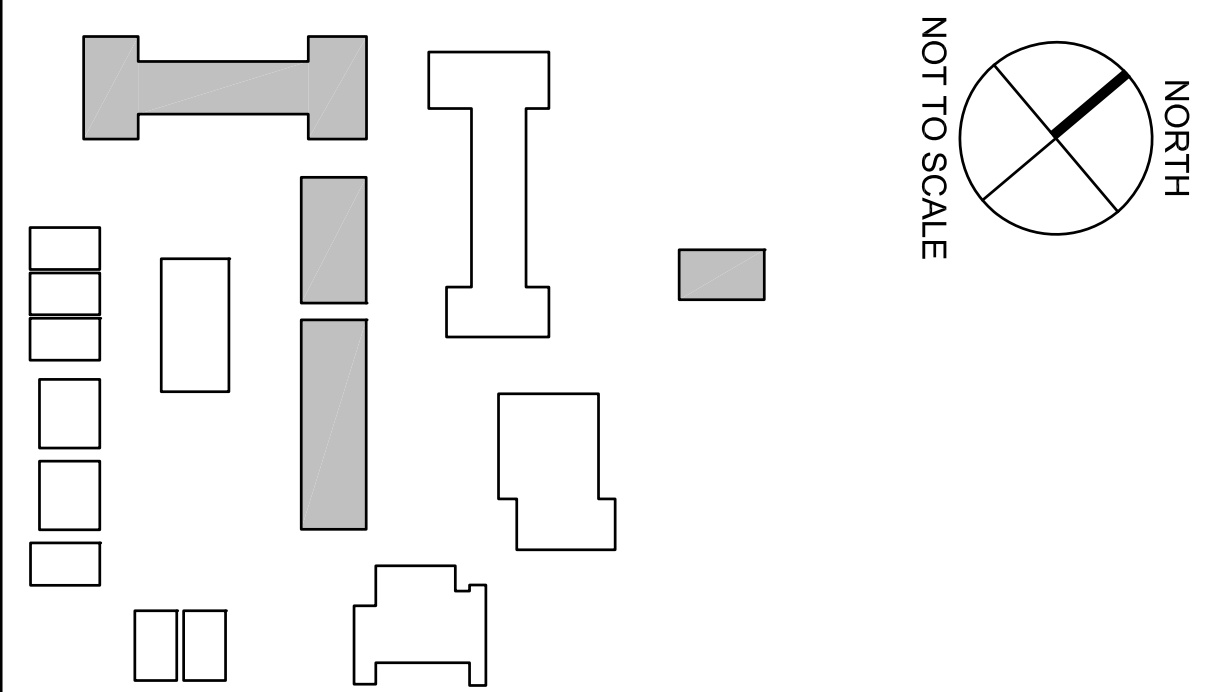


- LABELS**
- 1 (NJAP16) 3-D11, 3-D12
 - 2 (NJAP17) 3-D13, 3-D14
 - 3 (NJAP18) 3-D15, 3-D16
 - 4 3-C03

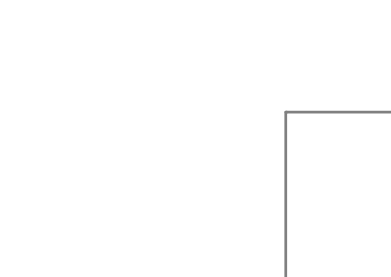


- LABELS**
- 1 (NJAP11) 3-D01, 3-D02
 - 2 (NJAP12) 3-D03, 3-D04
 - 3 (NJAP13) 3-D05, 3-D06
 - 4 (NJAP14) 3-D07, 3-D08
 - 5 (NJAP15) 3-D09, 3-D10
 - 6 3-C01
 - 7 3-C02

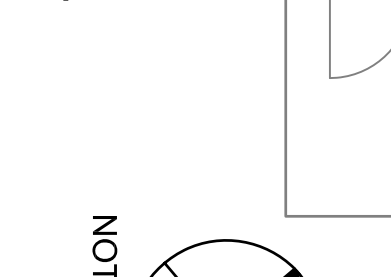
ZONE 3



ZONE 3

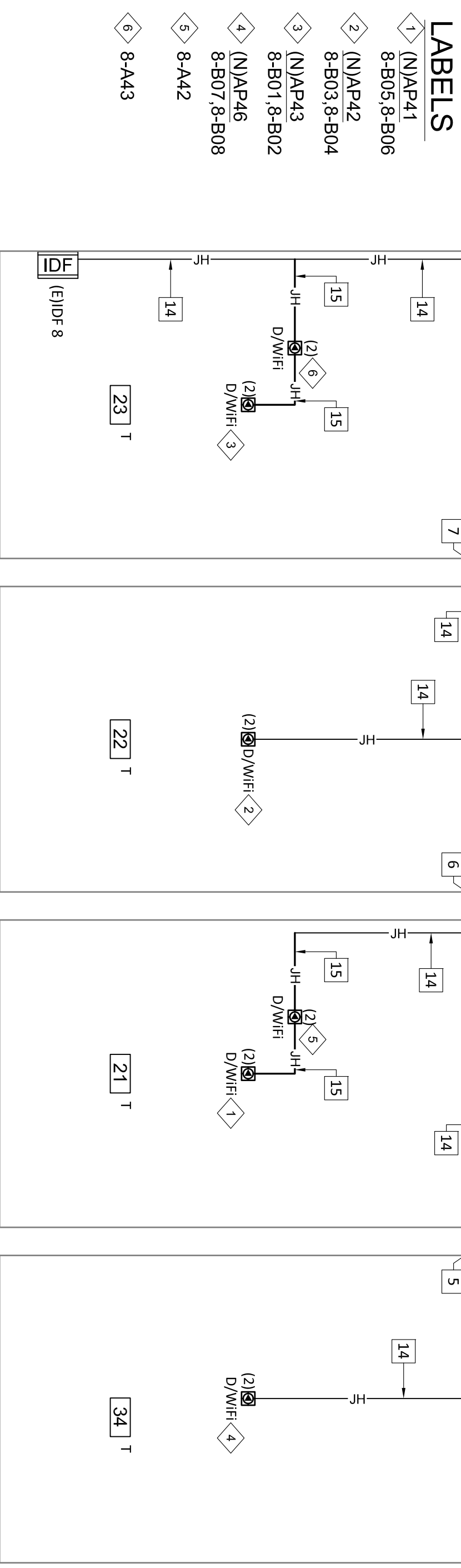


ZONE 7

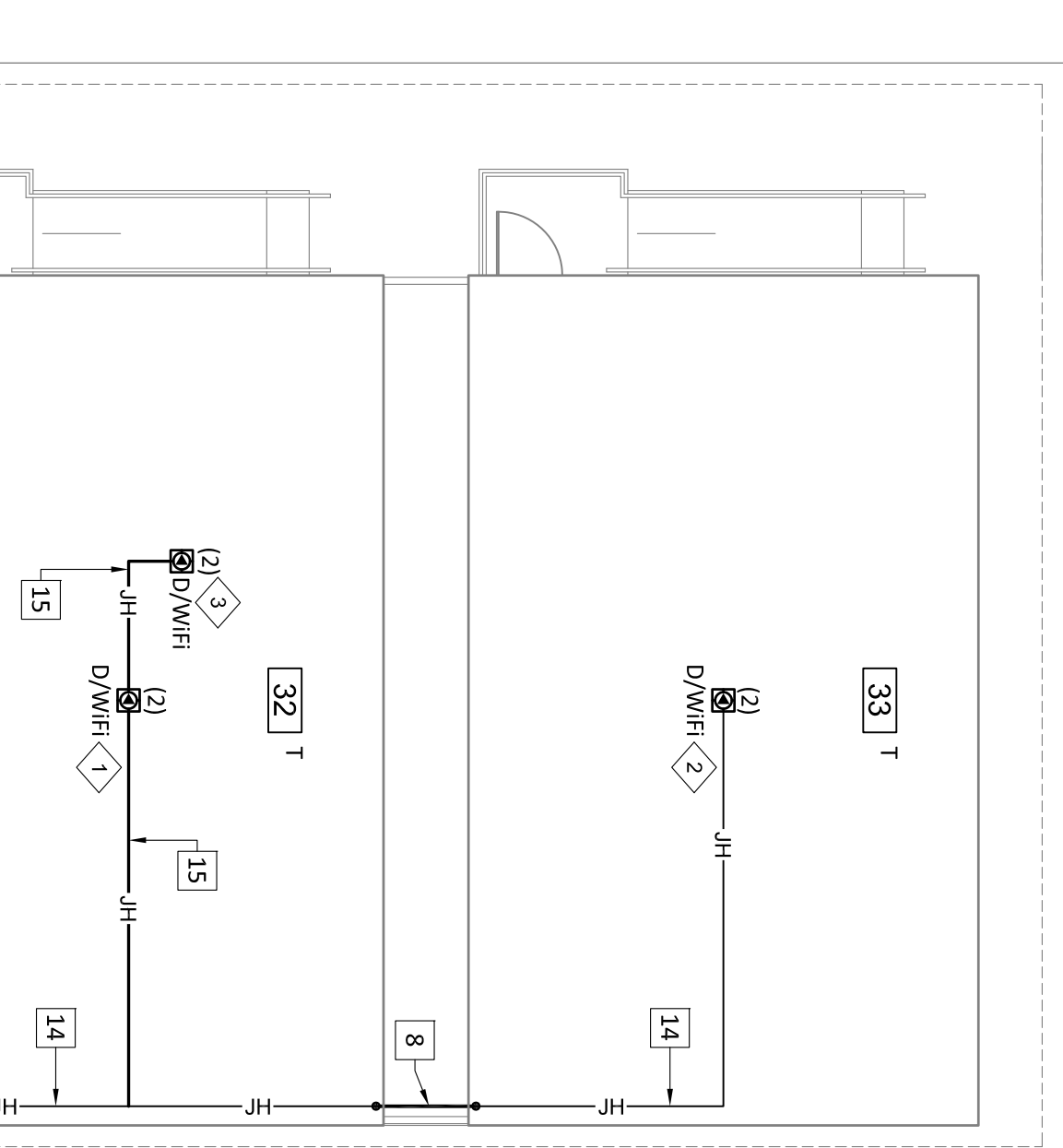


- LABELS**
- 1 (NJAP40) 7-B01, 7-B02

*THESE DRAWINGS WERE PREPARED AND DRAWN BY VECTOR USA

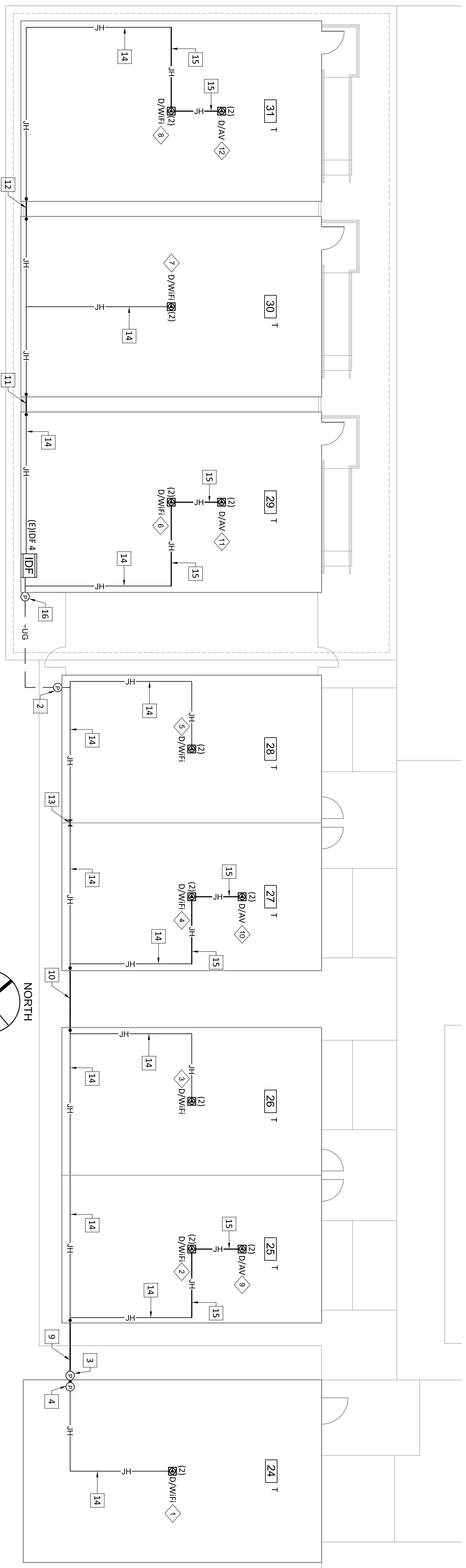


- LABELS**
- 1 (N)AP41 8-B05,8-B06
 - 2 (N)AP42 8-B03,8-B04
 - 3 (N)AP43 8-B01,8-B02
 - 4 (N)AP46 8-B07,8-B08
 - 5 8-A42
 - 6 8-A43

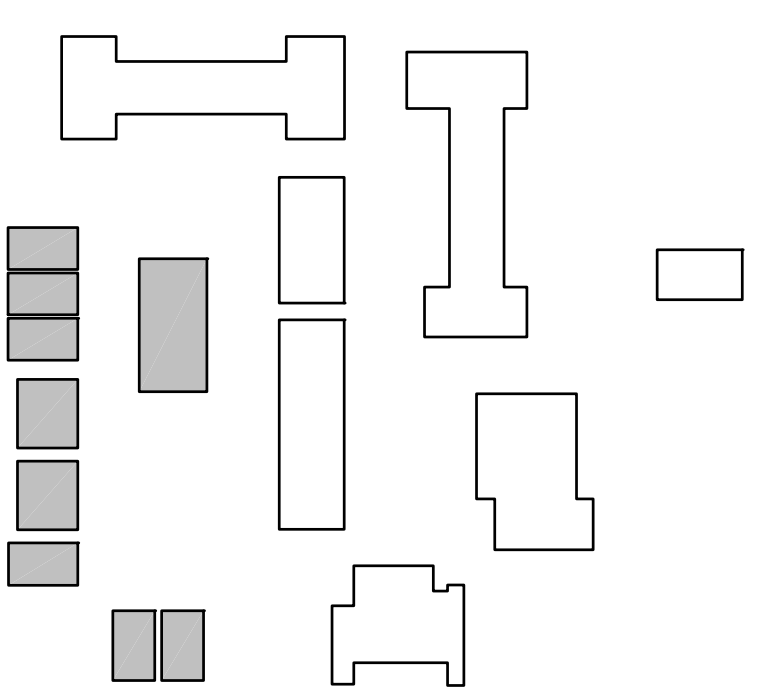


- LABELS**
- 1 (N)AP44 9-B01,9-B02
 - 2 (N)AP45 9-B03,9-B04
 - 3 9-A42

- KEYED REFERENCE NOTES:**
- 1 REMOVE EXISTING ACCESS POINT & RETURN TO CLIENT
 - 2 OPB13 - (E) 8"H X 8"W X 6"D NEMA 1 PULLBOX
 - 3 OPB35 - (E) 12"H X 12"W X 6"D NEMA 1 PULLBOX
 - 4 OPB09 - (E) 18"H X 18"W X 6"D NEMA 1 PULLBOX
 - 5 (N) 2" LIQUID TIGHT FS205,FS206
 - 6 (E) 2" LIQUID TIGHT FS067,FS068
 - 7 (E) 2" LIQUID TIGHT FS065,FS066
 - 8 (E) 2" LIQUID TIGHT FS070,FS071
 - 9 (E) 2" LIQUID TIGHT FS034,FS035
 - 10 (E) (2) 2" LIQUID TIGHT FS037,FS038
 - 11 (E) 2" LIQUID TIGHT FS047,FS048
 - 12 (E) 2" LIQUID TIGHT FS051,FS052
 - 13 (N) 2" PENETRATION/SLEEVE FS203,FS204
 - 14 (E) J-HOOK PATHWAY
 - 15 (N) J-HOOK PATHWAY
 - 16 OPB11 - (E) 8"H X 8"W X 6"D NEMA 1 PULLBOX




- LABELS**
- 1 (N)AP19 4-D01,4-D02
 - 2 (N)AP20 4-D03,4-D04
 - 3 (N)AP21 4-D05,4-D06
 - 4 (N)AP22 4-D07,4-D08
 - 5 (N)AP23 4-D09,4-D10
 - 6 (N)AP24 4-D11,4-D12
 - 7 (N)AP25 4-D13,4-D14
 - 8 (N)AP26 4-D15,4-D16
 - 9 4-C01
 - 10 4-C02
 - 11 4-C03
 - 12 4-C04




*THESE DRAWINGS WERE PREPARED AND DRAWN BY VECTOR USA

VARIOUS SITES
4850 PEDLEY ROAD
JURUPA VALLEY, CA 92509

11 ES Wifi UPGRADE
E-RATE YEAR 18
SUNNYSLOPE ELEMENTARY SCHOOL
7050 38TH STREET, SUNNYSLOPE, CA
ZONE 4, 8, & 9 AS-BUILT



Revision No.	Description	Date



Approved By: ITS
Designed: ITS
Drawn By: LP
Checked: PM
Reviewed: JP
Date: 03/02/2016
ITS Project Number: 1014-283
Scale: NTS
Drawing Number: T8-3.3





Jurupa Unified School District

Information Technology Solutions, LLC
 Phone: (760) 389-9418

Revision No.	Description	Date

Gary L. Hillier
 COMMUNICATIONS DISTRIBUTION ENGINEER
 NETWORK TRANSPORT SYSTEMS ENGINEER
 LICENSE NO. 007292003

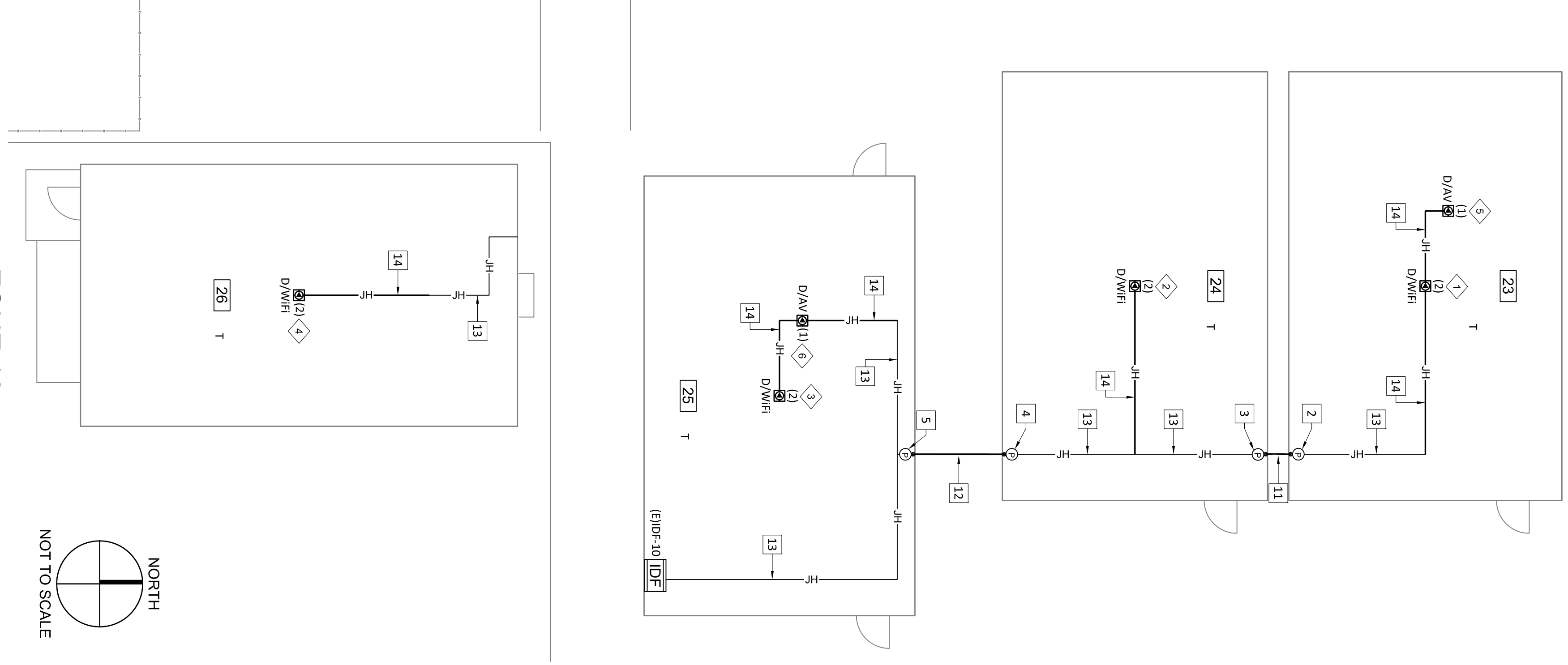


VARIOUS SITES
 4850 PEDLEY ROAD
 JURUPA VALLEY, CA 92509

11 ES Wifi UPGRADE
 E-RATE YEAR 18
 TROTH STREET ELEMENTARY SCHOOL
 5565 TROTH STREET, MIRA LOMA, CA
 ZONE 1 & 10 AS-BUILT

Approved By:	ITS
Design:	ITS
Drawn By:	LP
Checked:	PM
Reviewed:	JP
Date:	03/02/2016
ITS Project Number:	1014-283
Scale:	NTS
Drawing Number:	T9-3.1

- KEYED REFERENCE NOTES:**
- 1 IPB-62 - (E) 8"H X 8"W X 6"D NEMA 3R PULLBOX
 - 2 IPB-50 - (E) 12"H X 12"W X 6"D NEMA 1 PULLBOX
 - 3 IPB-51 - (E) 12"H X 12"W X 6"D NEMA 1 PULLBOX
 - 4 IPB-52 - (E) 12"H X 12"W X 6"D NEMA 1 PULLBOX
 - 5 IPB-53 - (E) 12"H X 12"W X 6"D NEMA 1 PULLBOX
 - 6 IPB-68 - (E) 12"H X 12"W X 6"D NEMA 1 PULLBOX
 - 7 IPB-61 - (E) 18"H X 18"W X 6"D NEMA 1 PULLBOX
 - 8 IPB-56 - (E) 18"H X 18"W X 6"D NEMA 1 PULLBOX
 - 9 IPB-60 - (E) 18"H X 18"W X 6"D NEMA 1 PULLBOX
 - 10 IPB-39 - (E) 24"H X 24"W X 8"D NEMA 1 PULLBOX
 - 11 (E) 2" LIQUID TIGHT FS011,FS012
 - 12 (E) 2" LIQUID TIGHT FS009,FS010
 - 13 (E) 1-HOOKS
 - 14 (N) 1-HOOKS
 - 15 (E) 2" PENETRATION/SLEEVE FS001,FS002
 - 16 (E) 2" PENETRATION/SLEEVE FS003,FS004,FS005,FS006
 - 17 NOT USED
 - 18 (E) 2" PENETRATION/SLEEVE FS007,FS008
 - 19 (E) 1/2" 3" EMT
 - 20 (E) 5/400RW

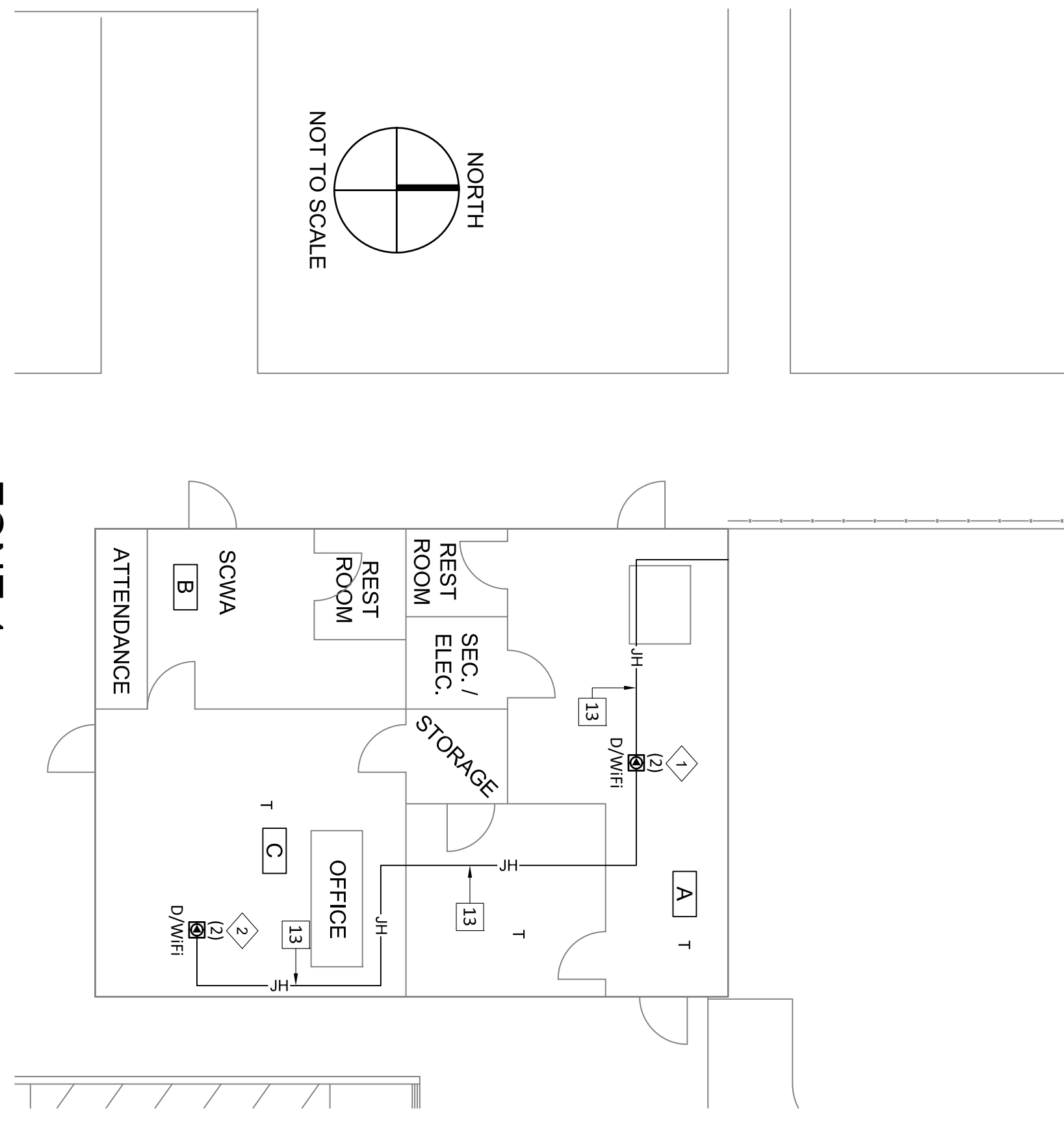


LABELS

- 1 (N)AP41
- 2 (N)AP42
- 3 (N)AP43
- 4 (N)AP44
- 5 10-A43
- 6 10-A44

LABELS

- 1 (N)AP41
- 2 (N)AP42
- 3 (N)AP43
- 4 (N)AP44
- 5 10-A43
- 6 10-A44
- 7 10-B03,10-B04
- 8 10-B05,10-B06
- 9 10-B07,10-B08

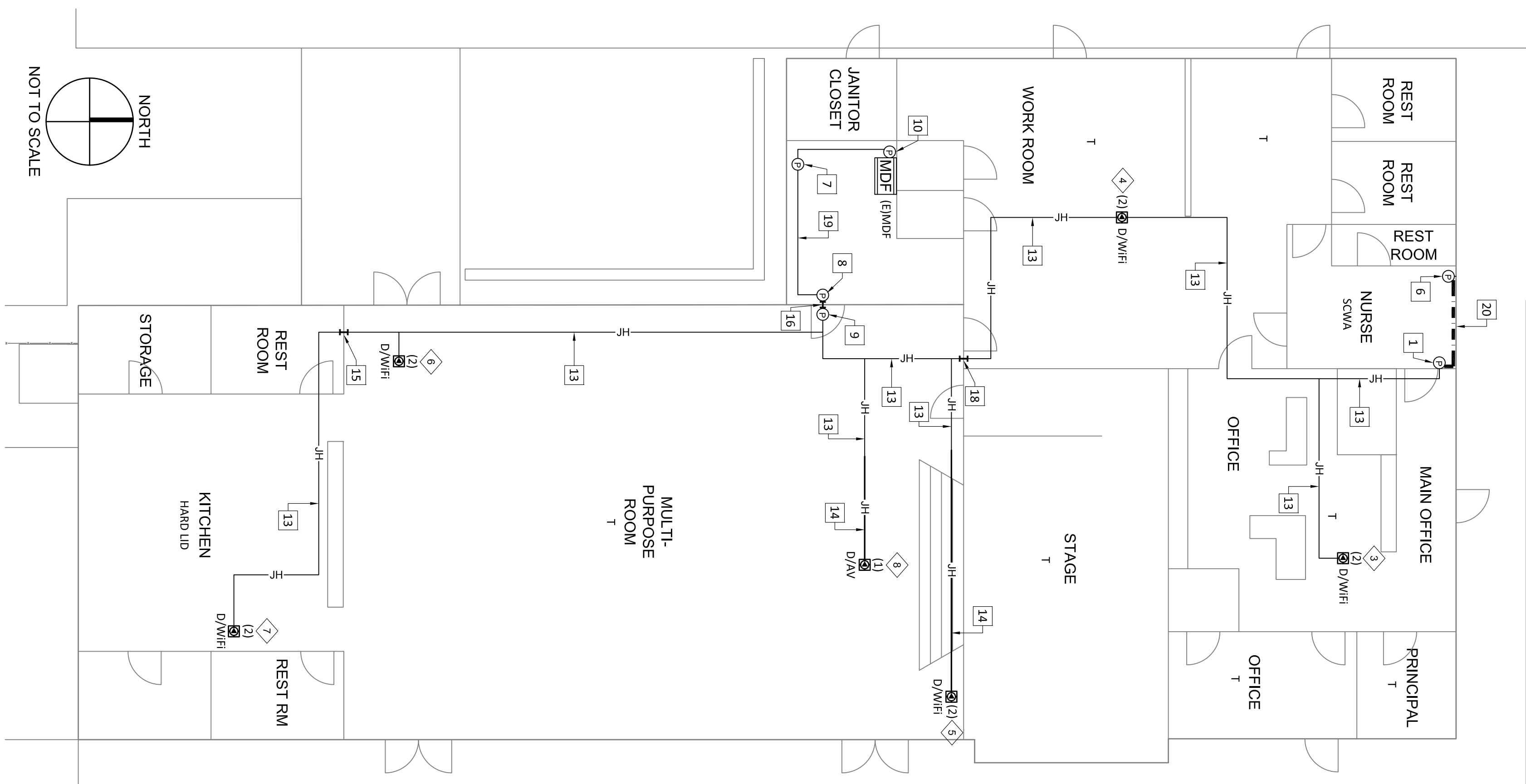


LABELS

- 1 (N)AP01
- 2 (N)AP02
- 3 (N)AP03
- 4 (N)AP04
- 5 (N)AP05
- 6 (N)AP06
- 7 (N)AP07
- 8 1-B95

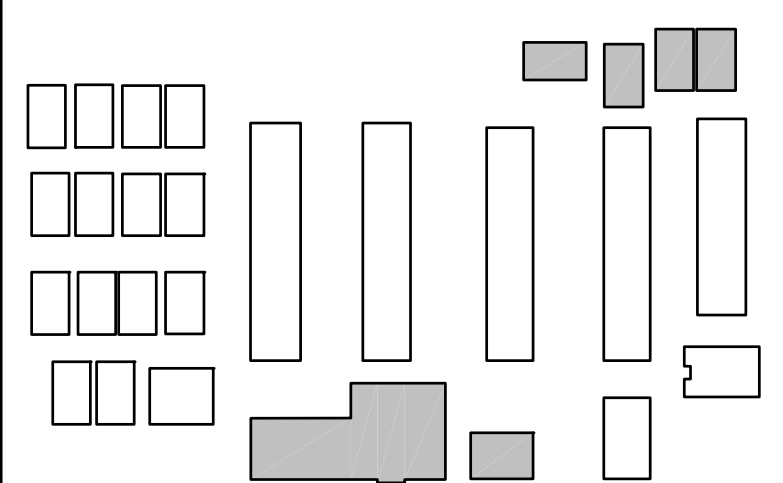
LABELS

- 1 (N)AP01
- 2 (N)AP02
- 3 (N)AP03
- 4 (N)AP04
- 5 (N)AP05
- 6 (N)AP06
- 7 (N)AP07
- 8 1-B95



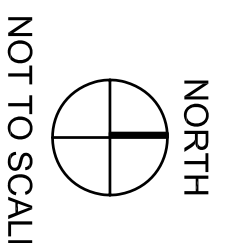
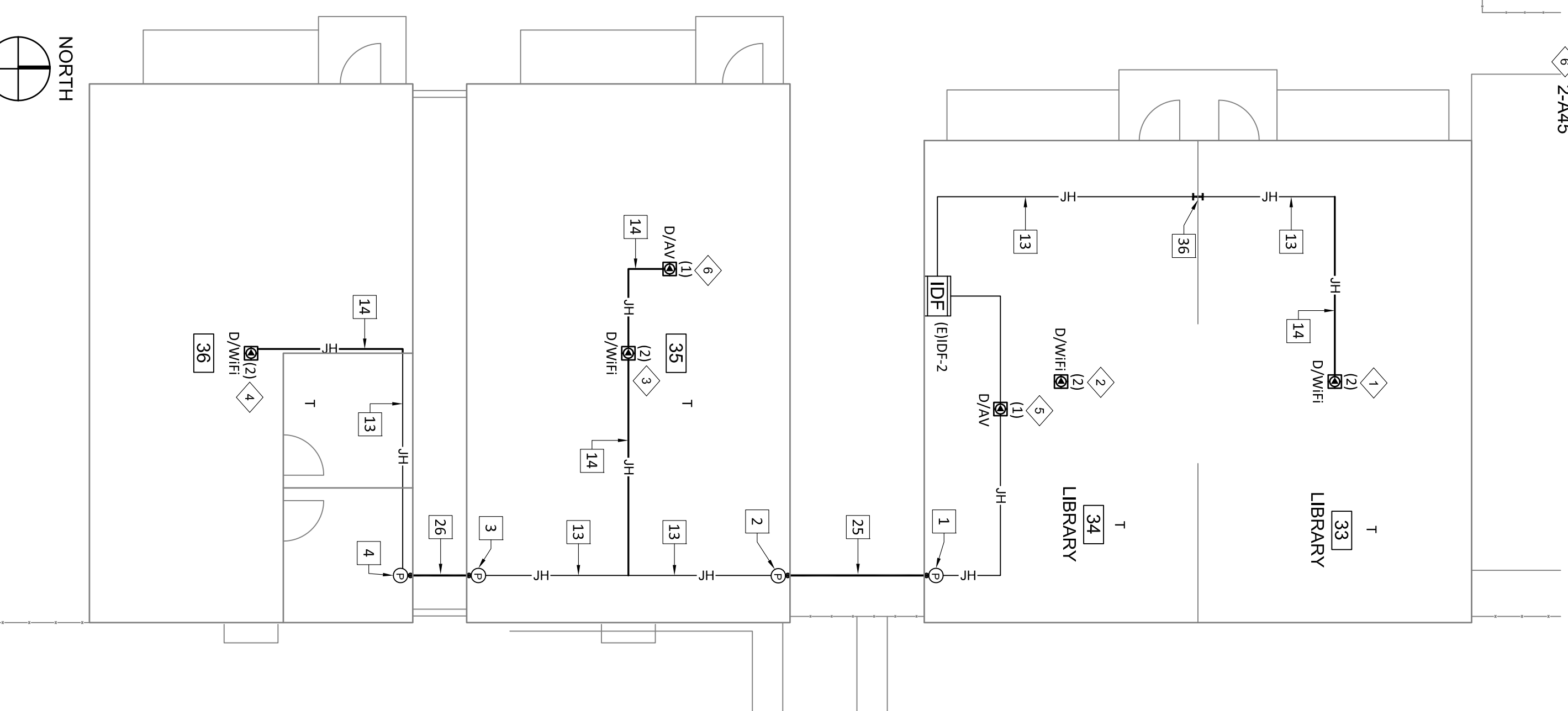
LABELS

- 1 (N)AP01
- 2 (N)AP02
- 3 (N)AP03
- 4 (N)AP04
- 5 (N)AP05
- 6 (N)AP06
- 7 (N)AP07
- 8 1-B95



LABELS

- 1 (N)AP08
- 2-B01/2-B02
- 2 (N)AP09
- 2-B03/2-B04
- 3 (N)AP10
- 2-B05/2-B06
- 4 (N)AP11
- 2-B07/2-B08
- 5 2-A44
- 6 2-A45



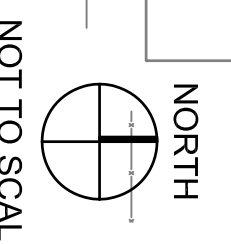
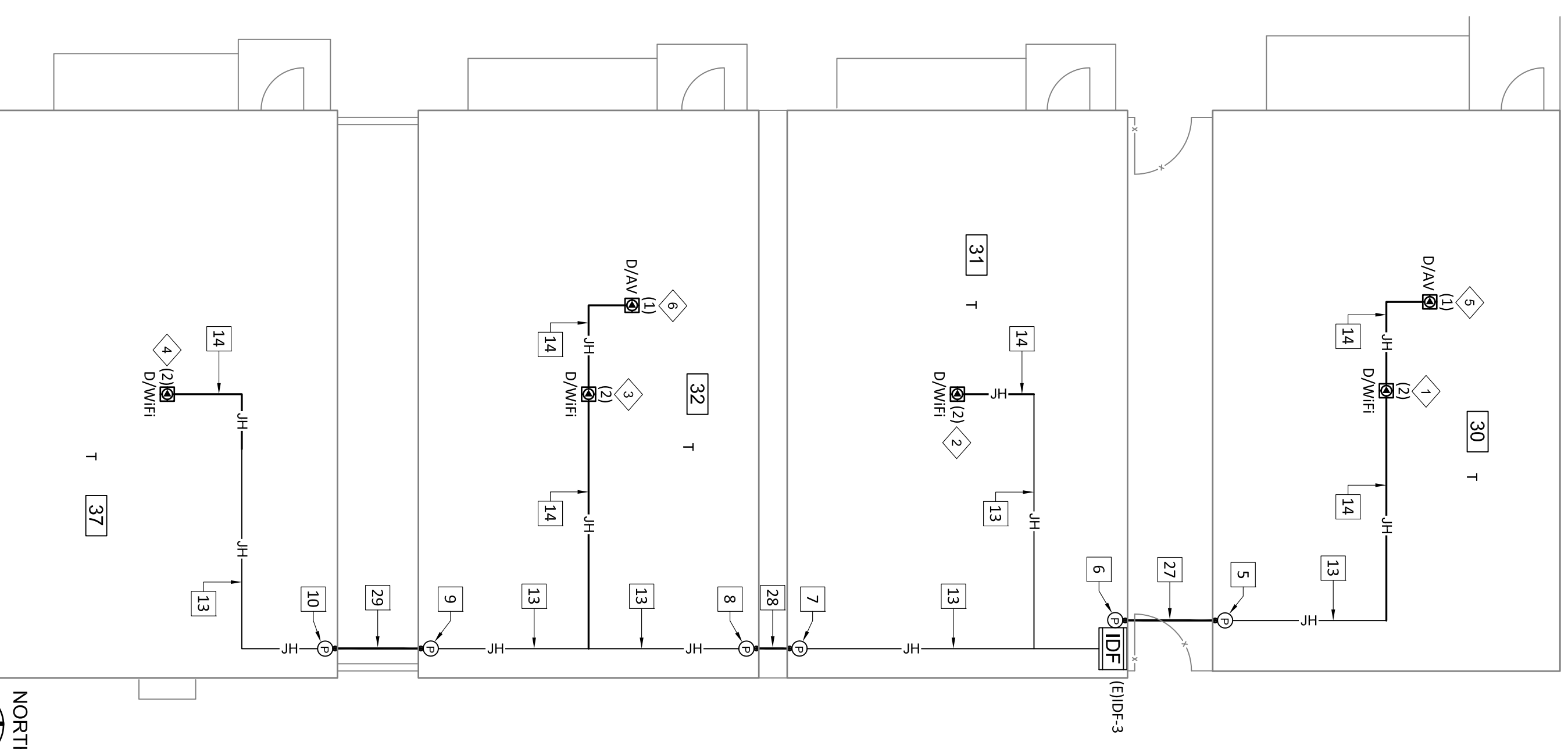
ZONE 2

KEYED REFERENCE NOTES:

- 1 IPB-04 - (E) 12"H X 12"W X 6"D NEMA 1 PULLBOX
- 2 IPB-03 - (E) 12"H X 12"W X 6"D NEMA 1 PULLBOX
- 3 IPB-02 - (E) 12"H X 12"W X 6"D NEMA 1 PULLBOX
- 4 IPB-01 - (E) 12"H X 12"W X 6"D NEMA 1 PULLBOX
- 5 IPB-10 - (E) 12"H X 12"W X 6"D NEMA 1 PULLBOX
- 6 IPB-09 - (E) 12"H X 12"W X 6"D NEMA 1 PULLBOX
- 7 IPB-08 - (E) 12"H X 12"W X 6"D NEMA 1 PULLBOX
- 8 IPB-07 - (E) 12"H X 12"W X 6"D NEMA 1 PULLBOX
- 9 IPB-06 - (E) 12"H X 12"W X 6"D NEMA 1 PULLBOX
- 10 IPB-05 - (E) 12"H X 12"W X 6"D NEMA 1 PULLBOX
- 11 IPB-16 - (E) 12"H X 12"W X 6"D NEMA 1 PULLBOX
- 12 IPB-15 - (E) 12"H X 12"W X 6"D NEMA 1 PULLBOX

LABELS

- 1 (N)AP12
- 3-B01/3-B02
- 2 (N)AP13
- 3-B03/3-B04
- 3 (N)AP14
- 3-B05/3-B06
- 4 (N)AP15
- 3-B07/3-B08
- 5 3-A43
- 6 3-A44



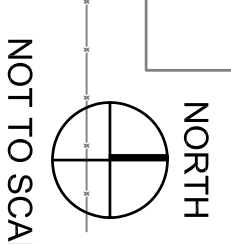
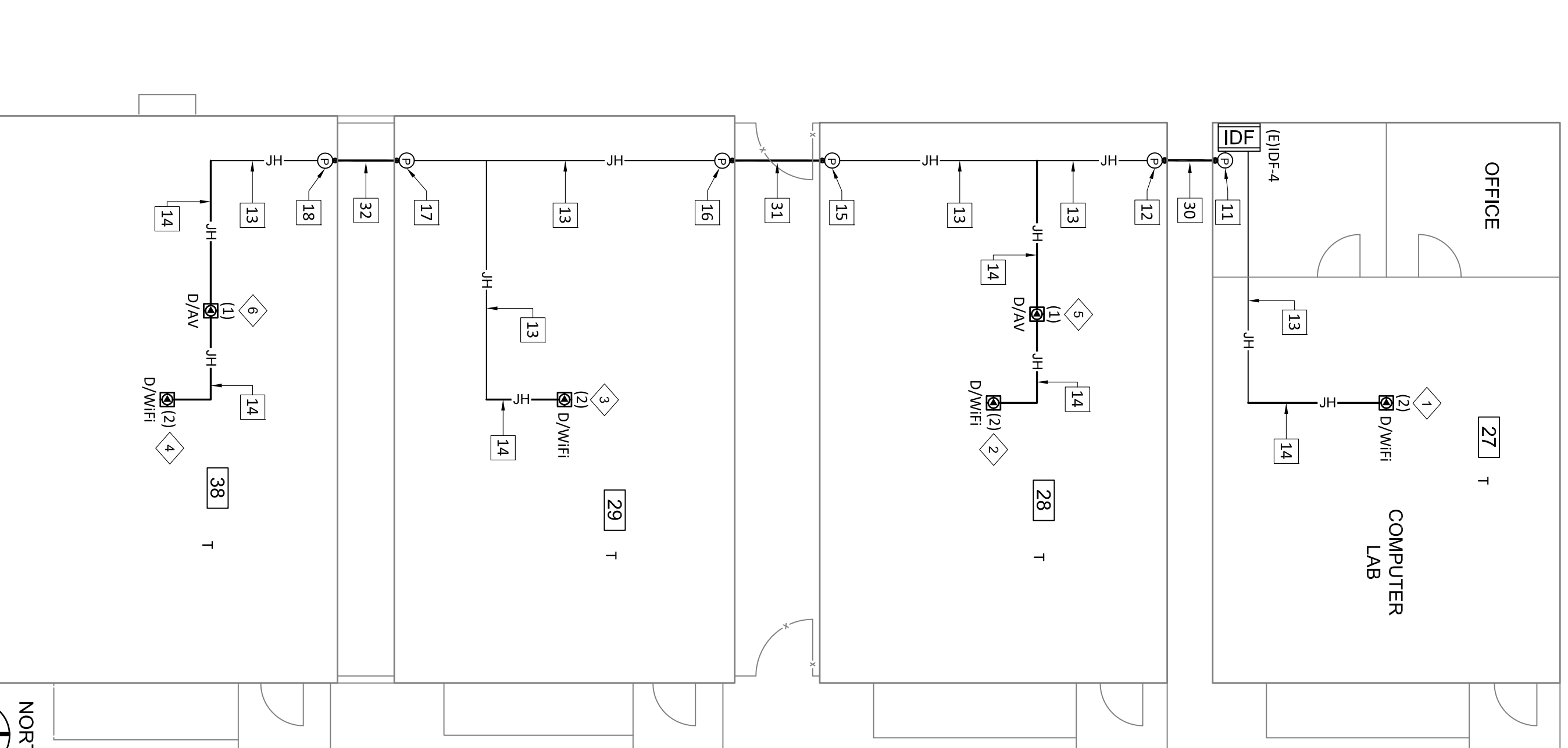
ZONE 3

- 13 (E) J-HOOKS
- 14 (N) J-HOOKS
- 15 IPB-14 - (E) 12"H X 12"W X 6"D NEMA 1 PULLBOX
- 16 IPB-13 - (E) 12"H X 12"W X 6"D NEMA 1 PULLBOX
- 17 IPB-12 - (E) 12"H X 12"W X 6"D NEMA 1 PULLBOX
- 18 IPB-11 - (E) 12"H X 12"W X 6"D NEMA 1 PULLBOX
- 19 IPB-23 - (E) 12"H X 12"W X 6"D NEMA 1 PULLBOX
- 20 IPB-22 - (E) 12"H X 12"W X 6"D NEMA 1 PULLBOX
- 21 IPB-21 - (E) 12"H X 12"W X 6"D NEMA 1 PULLBOX
- 22 IPB-20 - (E) 12"H X 12"W X 6"D NEMA 1 PULLBOX
- 23 IPB-19 - (E) 12"H X 12"W X 6"D NEMA 1 PULLBOX
- 24 IPB-18 - (E) 12"H X 12"W X 6"D NEMA 1 PULLBOX

- 25 (E) 2" LIQUID TIGHT FS071,FS072
- 26 (E) 2" LIQUID TIGHT FS073,FS074
- 27 (E) 2" LIQUID TIGHT FS065,FS066
- 28 (E) 2" LIQUID TIGHT FS067,FS068
- 29 (E) 2" LIQUID TIGHT FS069,FS070
- 30 (N) 2" LIQUID TIGHT FS059,FS060
- 31 (E) 2" LIQUID TIGHT FS061,FS062
- 32 (E) 2" LIQUID TIGHT FS063,FS064
- 33 (E) 2" LIQUID TIGHT FS053,FS054
- 34 (E) 2" LIQUID TIGHT FS055,FS056
- 35 (E) 2" LIQUID TIGHT FS057,FS058
- 36 (E) 2" PENETRATION/SLEEVE FS075,FS076

LABELS

- 1 (N)AP16
- 4-C01/4-C02
- 2 (N)AP17
- 4-C03/4-C04
- 3 (N)AP18
- 4-C05/4-C06
- 4 (N)AP19
- 4-C07/4-C08
- 5 4-B61
- 6 4-B62

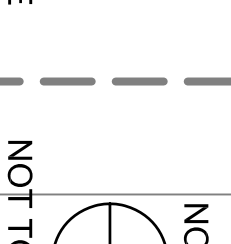
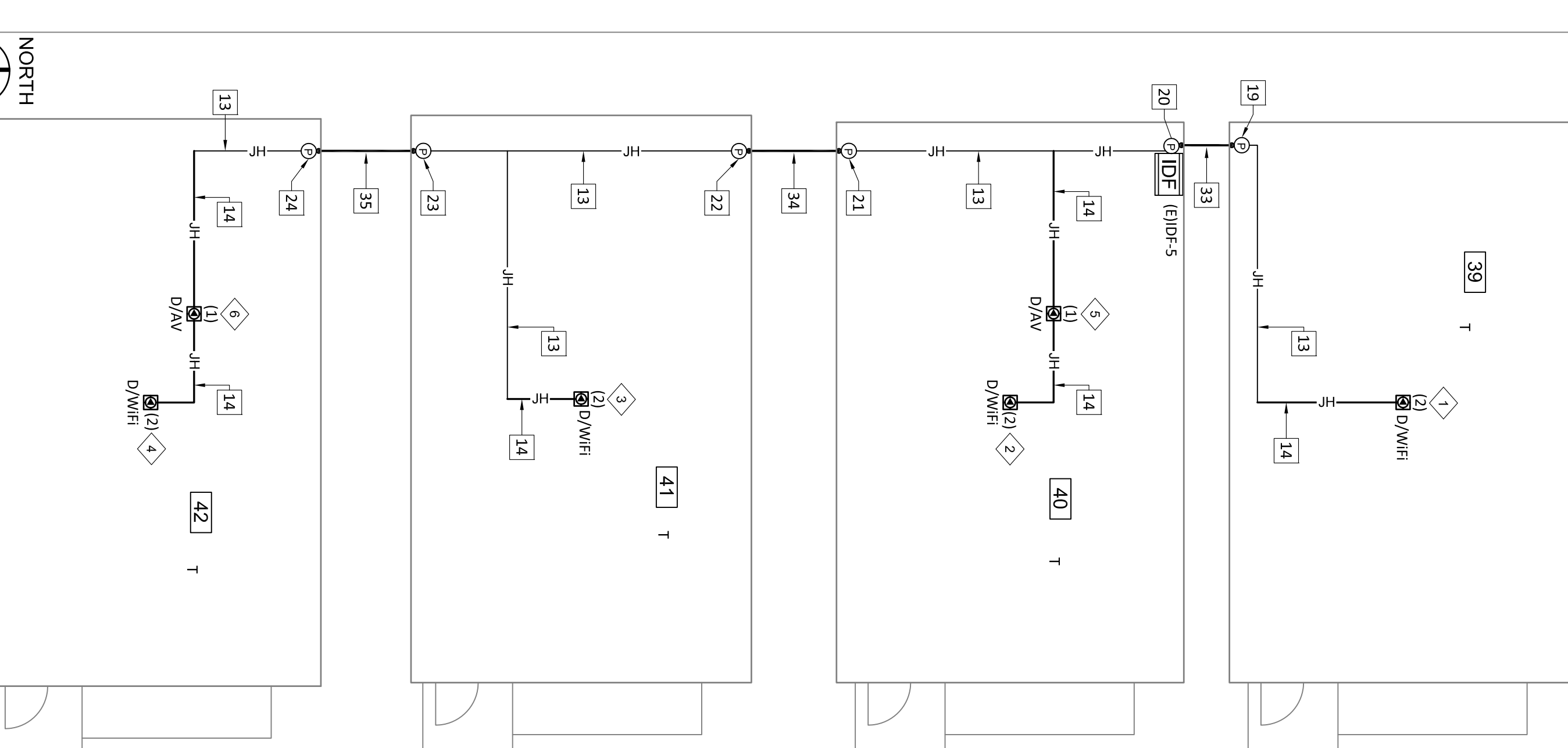


ZONE 4

- 11 (E) 2" LIQUID TIGHT FS071,FS072
- 12 (E) 2" LIQUID TIGHT FS073,FS074
- 13 (E) 2" LIQUID TIGHT FS065,FS066
- 14 (E) 2" LIQUID TIGHT FS067,FS068
- 15 (E) 2" LIQUID TIGHT FS069,FS070
- 16 (N) 2" LIQUID TIGHT FS059,FS060
- 17 (E) 2" LIQUID TIGHT FS061,FS062
- 18 (E) 2" LIQUID TIGHT FS063,FS064
- 19 (E) 2" LIQUID TIGHT FS053,FS054
- 20 (E) 2" LIQUID TIGHT FS055,FS056
- 21 (E) 2" LIQUID TIGHT FS057,FS058
- 22 (E) 2" PENETRATION/SLEEVE FS075,FS076

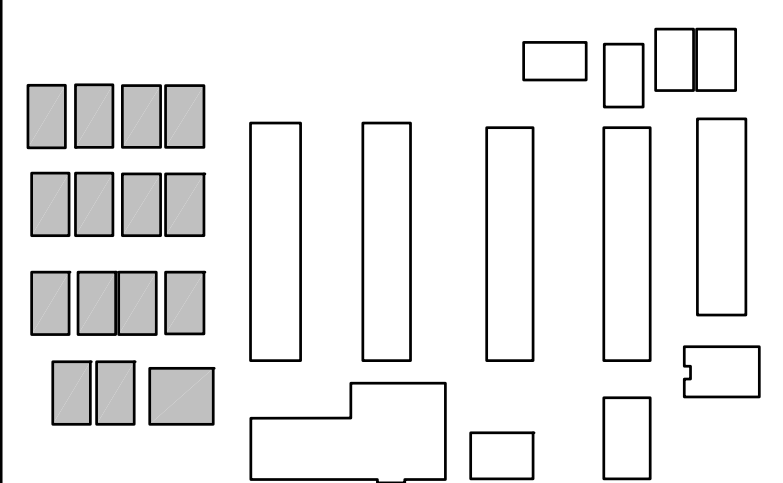
LABELS

- 1 (N)AP20
- 5-B01/5-B02
- 2 (N)AP21
- 5-B03/5-B04
- 3 (N)AP22
- 5-B05/5-B06
- 4 (N)AP23
- 5-B07/5-B08
- 5 5-A43
- 6 5-A44



ZONE 5

- 13 (E) 2" LIQUID TIGHT FS071,FS072
- 14 (E) 2" LIQUID TIGHT FS073,FS074
- 15 (E) 2" LIQUID TIGHT FS065,FS066
- 16 (E) 2" LIQUID TIGHT FS067,FS068
- 17 (E) 2" LIQUID TIGHT FS069,FS070
- 18 (N) 2" LIQUID TIGHT FS059,FS060
- 19 (E) 2" LIQUID TIGHT FS061,FS062
- 20 (E) 2" LIQUID TIGHT FS063,FS064
- 21 (E) 2" LIQUID TIGHT FS053,FS054
- 22 (E) 2" LIQUID TIGHT FS055,FS056
- 23 (E) 2" LIQUID TIGHT FS057,FS058
- 24 (E) 2" PENETRATION/SLEEVE FS075,FS076



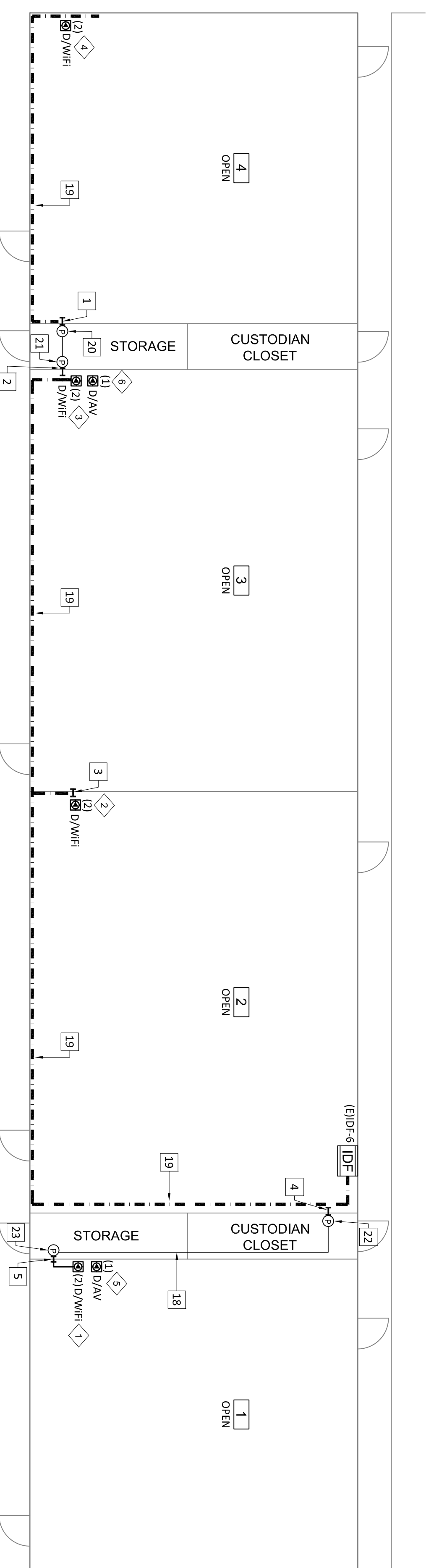
<p>VARIOUS SITES 4850 PEDLEY ROAD JURUPA VALLEY, CA 92509</p>		<p>Gary L. Hillier COMMUNICATIONS DISTRIBUTION ENGINEER NETWORK TRANSPORT SYSTEMS ENGINEER CALIFORNIA STATE LICENSE NO. 22208 EXPIRES 06/29/2023</p>	<p>11 ES Wifi UPGRADE E-RATE YEAR 18</p> <p>TROTH STREET ELEMENTARY SCHOOL 5565 TROTH STREET, MIRA LOMA, CA ZONE 2, 3, 4, & 5 AS-BUILT</p>	<table border="1" style="width: 100%; border-collapse: collapse;"> <thead> <tr> <th>Revision No.</th> <th>Description</th> <th>Date</th> </tr> </thead> <tbody> <tr><td> </td><td> </td><td> </td></tr> <tr><td> </td><td> </td><td> </td></tr> <tr><td> </td><td> </td><td> </td></tr> <tr><td> </td><td> </td><td> </td></tr> </tbody> </table>	Revision No.	Description	Date												
Revision No.	Description	Date																	
<p>Jurupa Unified School District</p>																			
<p>Approved By: ITS Designed: ITS Drawn By: LP Checked: PM Reviewed: JP</p> <p>Date: 03/02/2016 ITS Project Number: 1014-283 Scale: NTS Drawing Number: T9-3.2</p>				<p>Information Technology Solutions, LLC Phone: (760) 366-6418</p>															



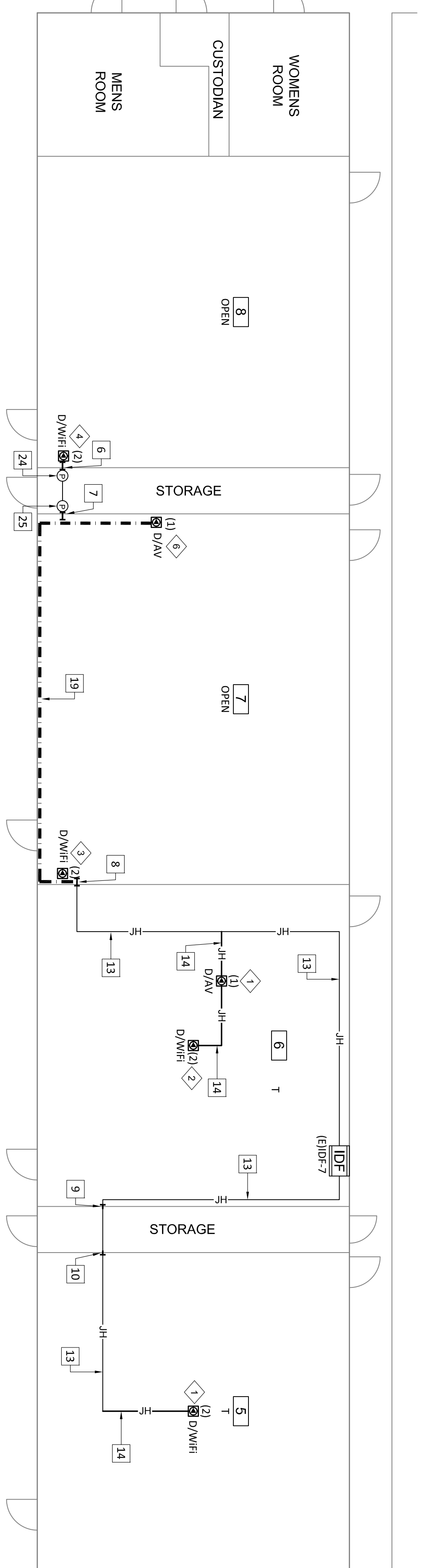
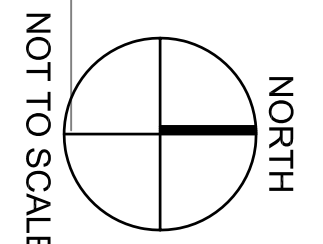
Information Technology Solutions, LLC
 Phone: (760) 366-4418

KEYED REFERENCE NOTES:

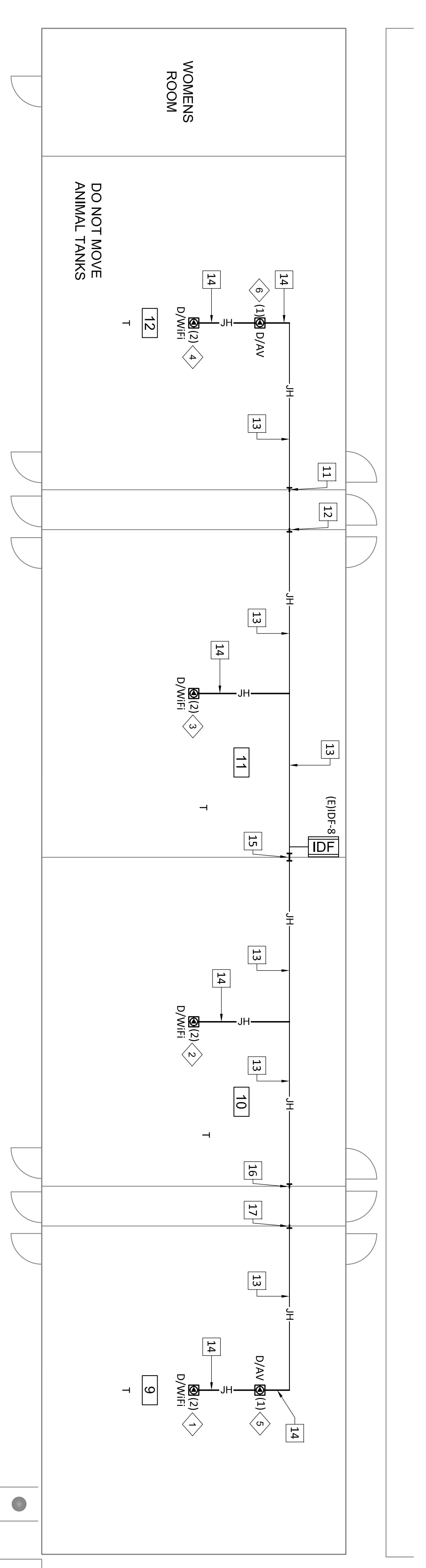
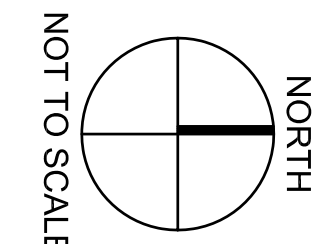
- 1 (E) 2" PENETRATION/SLEEVE F5043 F5044
- 2 (E) 2" PENETRATION/SLEEVE F5045 F5046
- 3 (E) 2" PENETRATION/SLEEVE F5047 F5048
- 4 (E) 2" PENETRATION/SLEEVE F5049 F5050
- 5 (E) 2" PENETRATION/SLEEVE F5051 F5052
- 6 (E) 2" PENETRATION/SLEEVE F5035 F5036
- 7 (E) 2" PENETRATION/SLEEVE F5037 F5038
- 8 (E) 2" PENETRATION/SLEEVE F5039 F5040
- 9 (E) 2" PENETRATION/SLEEVE F5041
- 10 (E) 2" PENETRATION/SLEEVE F5042
- 11 (E) 2" PENETRATION/SLEEVE F5030
- 12 (E) 2" PENETRATION/SLEEVE F5029
- 13 (E) J-HOOKS
- 14 (N) J-HOOKS
- 15 (E) 2" PENETRATION/SLEEVE F5031 F5032
- 16 (E) 2" PENETRATION/SLEEVE F5033
- 17 (E) 2" PENETRATION/SLEEVE F5034
- 18 (E) 2"EMT
- 19 (E) 5400RW
- 20 IPB-34 - (E) 12"H X 12"W X 6"D NEMA 1 PULLBOX
- 21 IPB-31 - (E) 12"H X 12"W X 6"D NEMA 1 PULLBOX
- 22 IPB-27 - (E) 12"H X 12"W X 6"D NEMA 1 PULLBOX
- 23 IPB-26 - (E) 12"H X 12"W X 6"D NEMA 1 PULLBOX
- 24 IPB-37 - (E) 12"H X 12"W X 6"D NEMA 1 PULLBOX
- 25 IPB-38 - (E) 12"H X 12"W X 6"D NEMA 1 PULLBOX



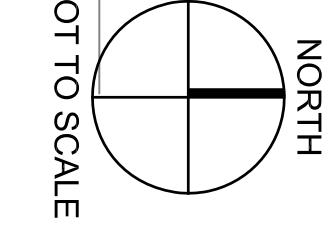
ZONE 6



ZONE 7



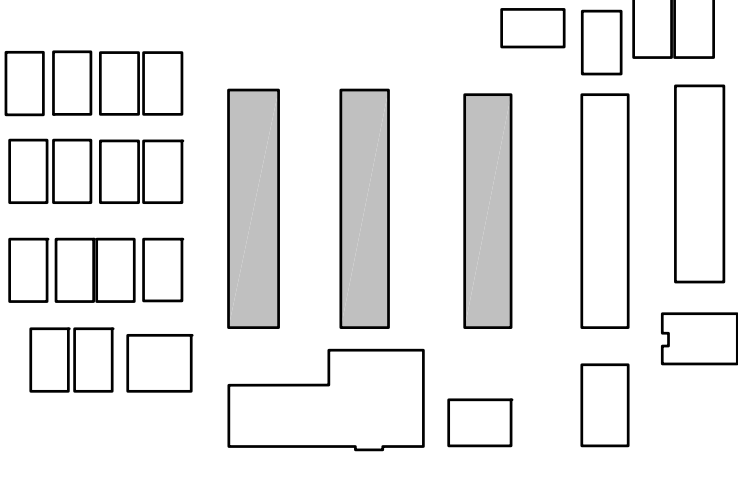
ZONE 8



- LABELS**
- 1 (NJ)AP24 6-B01-6-B02
 - 2 (NJ)AP25 6-B03-6-B04
 - 3 (NJ)AP26 6-B05-6-B06
 - 4 (NJ)AP27 6-B07-6-B08
 - 5 6-A44
 - 6 6-A45

- LABELS**
- 1 (NJ)AP28 7-B01-7-B02
 - 2 (NJ)AP29 7-B03-7-B04
 - 3 (NJ)AP30 7-B05-7-B06
 - 4 (NJ)AP31 7-B07-7-B08
 - 5 7-A45
 - 6 7-A46

- LABELS**
- 1 (NJ)AP32 8-B03-8-B04
 - 2 (NJ)AP33 8-B01-8-B02
 - 3 (NJ)AP34 8-B05-8-B06
 - 4 (NJ)AP35 8-B07-8-B08
 - 5 8-A43
 - 6 8-A44



Revision No.	Description	Date

Gary L. Hillier
 COMMUNICATIONS & SECURITY CONSULTING
 NETWORK TRANSPORT SYSTEMS ENGINEER
 No. 22208
 Expires: 06/28/2023

VARIOUS SITES
 4850 PEDLEY ROAD
 JURUPA VALLEY, CA 92509

11 ES Wifi UPGRADE
E-RATE YEAR 18

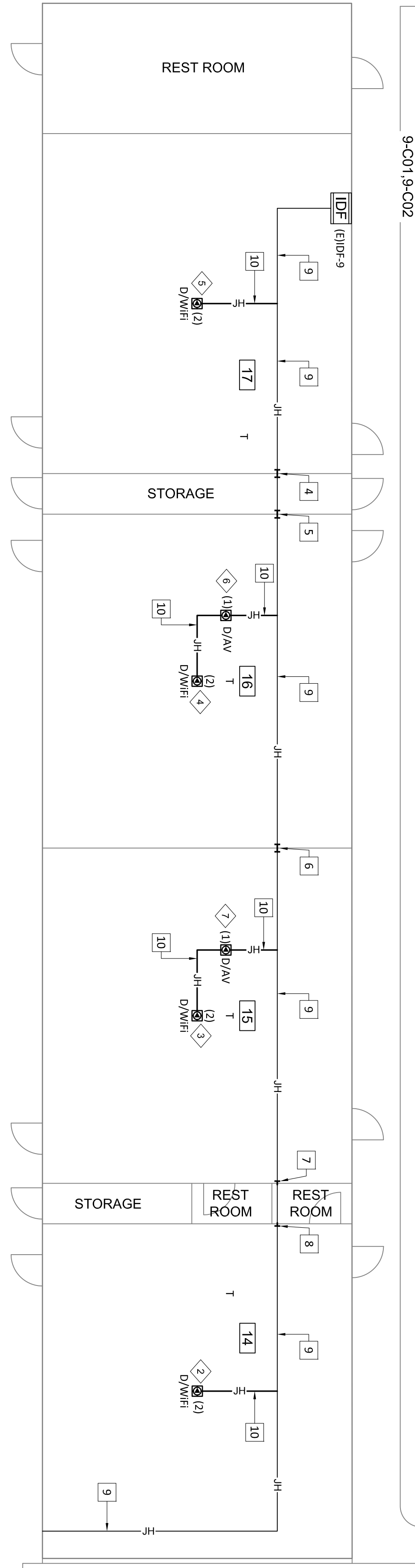
TROTH STREET ELEMENTARY SCHOOL
 5565 TROTH STREET, MIRA LOMA, CA
ZONE 6, 7, & 8 AS-BUILT

Approved By: ITS
 Designer: ITS
 Drawn By: LP
 Checked: PM
 Reviewed: JP

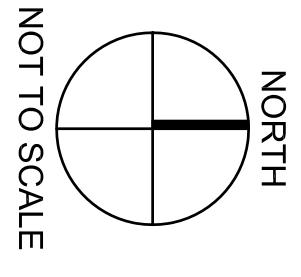
Date: 03/02/2016
 ITS Project Number: 1014-283
 Scale: NTS
 Drawing Number: T9-3.3

LABELS

- ◇ (N)AP36
9-C09-9-C10
- ◇ (N)AP37
9-C07-9-C08
- ◇ (N)AP38
9-C05-9-C06
- ◇ (N)AP39
9-C03-9-C04
- ◇ (N)AP40
9-C01-9-C02
- ◇ 9-B54
- ◇ 9-B55



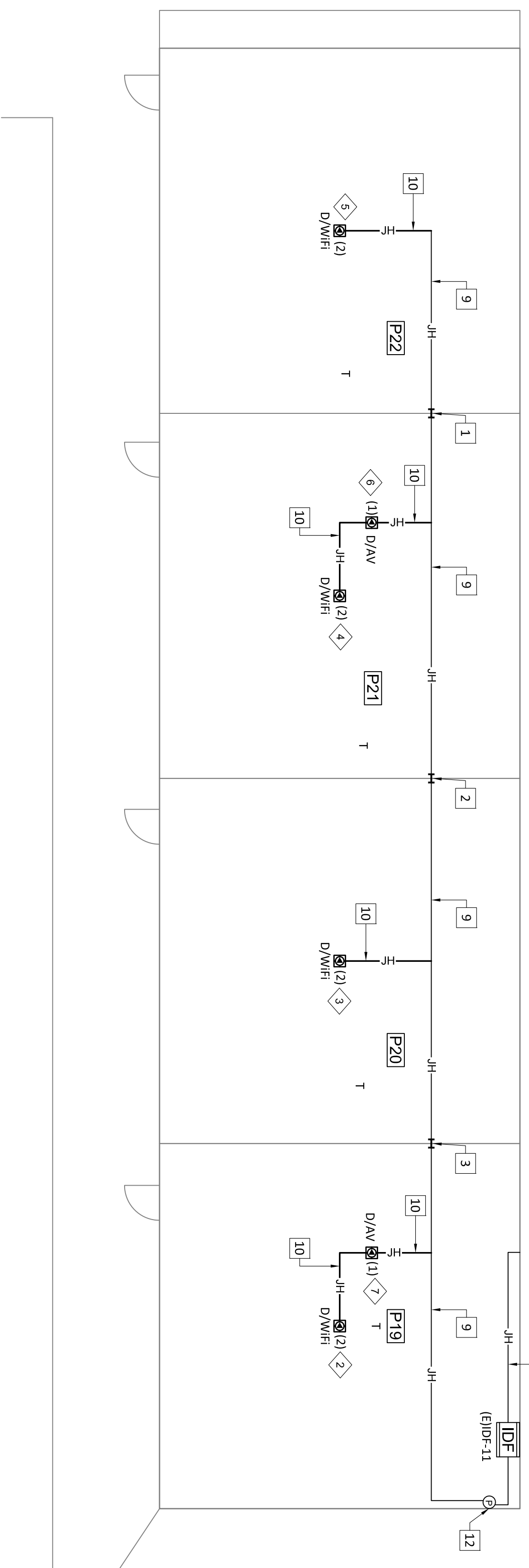
ZONE 9



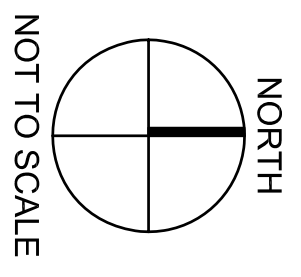
NOT TO SCALE

LABELS

- ◇ (N)AP45
11-C09-11-C10
- ◇ (N)AP46
11-C07-11-C08
- ◇ (N)AP47
11-C05-11-C06
- ◇ (N)AP48
11-C03-11-C04
- ◇ (N)AP49
11-C01-11-C02
- ◇ 11-B54
- ◇ 11-B55



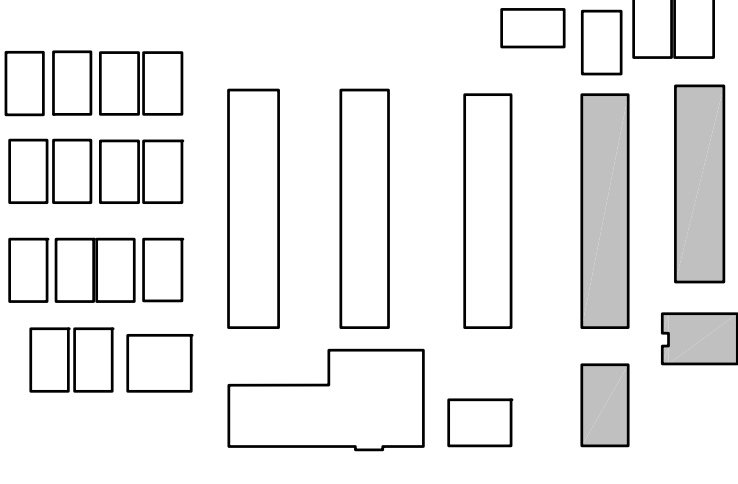
ZONE 11



NOT TO SCALE

KEYED REFERENCE NOTES:

- 1 (E) 2" PENETRATION/SLEEVE
FS013,FS014
- 2 (E) 2" PENETRATION/SLEEVE
FS015,FS016
- 3 (E) 2" PENETRATION/SLEEVE
FS017,FS018
- 4 (E) 2" PENETRATION/SLEEVE
FS019,FS020
- 5 (E) 2" PENETRATION/SLEEVE
FS021,FS022
- 6 (E) 2" PENETRATION/SLEEVE
FS023,FS024,FS025,FS026
- 7 (E) 2" PENETRATION/SLEEVE
FS027
- 8 (E) 2" PENETRATION/SLEEVE
FS028
- 9 (E) J-HOOKS
- 10 (N) J-HOOKS
- 11 (E) 5400RMV
- 12 (E) 12"H X 12"W X 6"D NEMA 3R PULLBOX



DRAWING ARCHIVE MAINTAINED BY INFORMATION TECHNOLOGY SOLUTIONS, LLC.



Revision No.	Description	Date

Jurupa Unified School District

Gary L. Hiller
COMMUNICATIONS & SECURITY
NETWORK TRANSPORT SYSTEMS ENGINEER
DATE: 08/28/2016



VARIOUS SITES
4850 PEDLEY ROAD
JURUPA VALLEY, CA 92509

11 ES Wifi UPGRADE
E-RATE YEAR 18
TROTH STREET ELEMENTARY SCHOOL
5565 TROTH STREET, MIRA LOMA, CA
ZONE 9 & 11 AS-BUILT

Approved By: ITS
Designed: ITS
Drawn By: LP
Checked: PM
Reviewed: JP
Date: 03/02/2016
ITS Project Number: 1014-283
Scale: NTS
Drawing Number: T9-3.4



Jurupa Unified School District

Revision No.	Description	Date

*THESE DRAWINGS WERE PREPARED AND DRAWN BY VECTOR USA

Gary L. Hillier

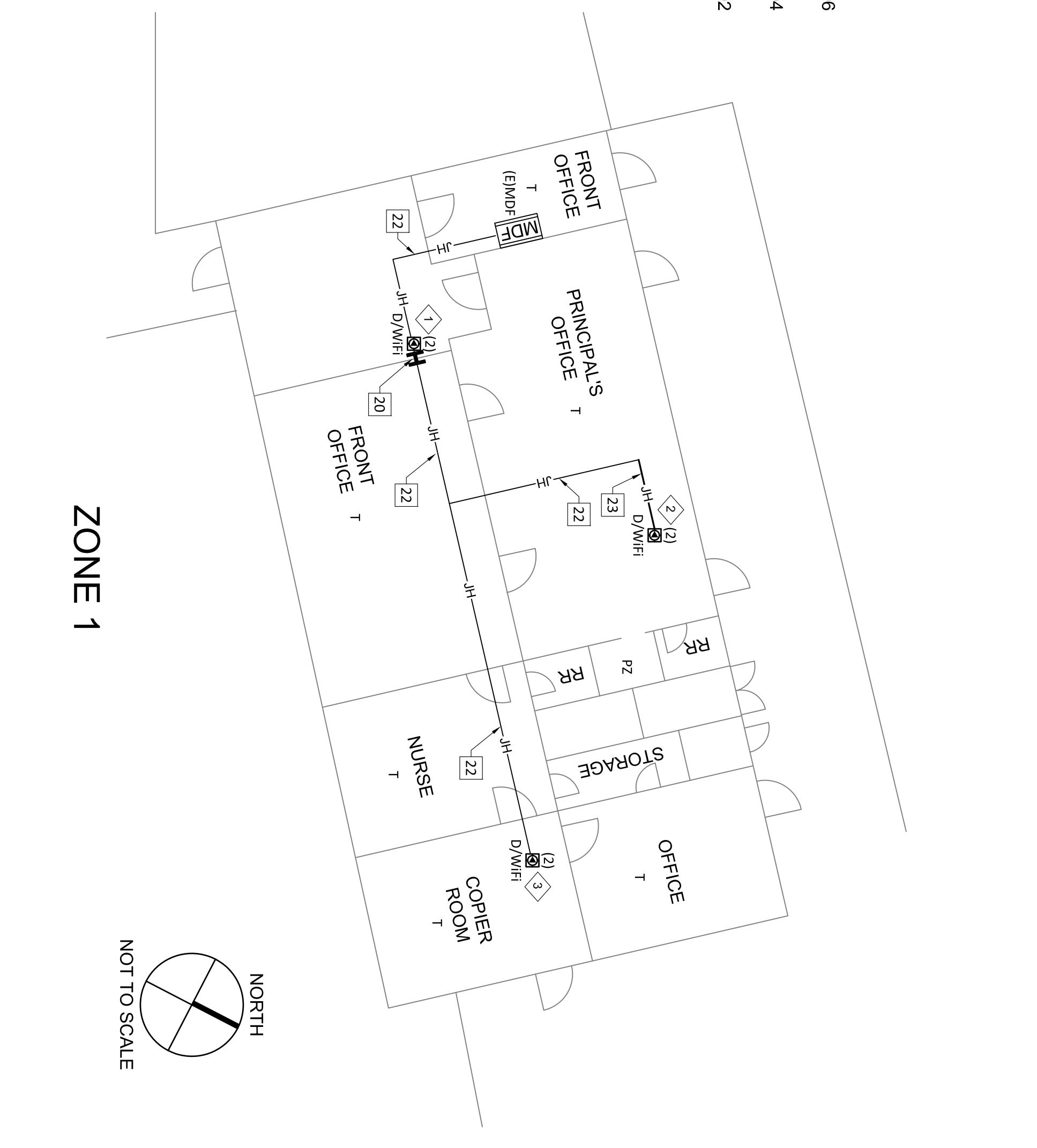
 COMMUNICATIONS DISTRIBUTION ENGINEER
 NETWORKING AND SECURITY ENGINEER
 SANITIZATION ENGINEER

VARIOUS SITES
 4850 PEDLEY ROAD
 JURUPA VALLEY, CA 92509

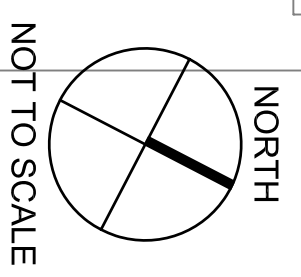
11 ES Wifi UPGRADE
 E-RATE YEAR 18

VAN BUREN ELEMENTARY SCHOOL
 9501 JURUPA ROAD, MIRA LOMA, CA
 ZONE 1, 3, & 6 AS-BUILT

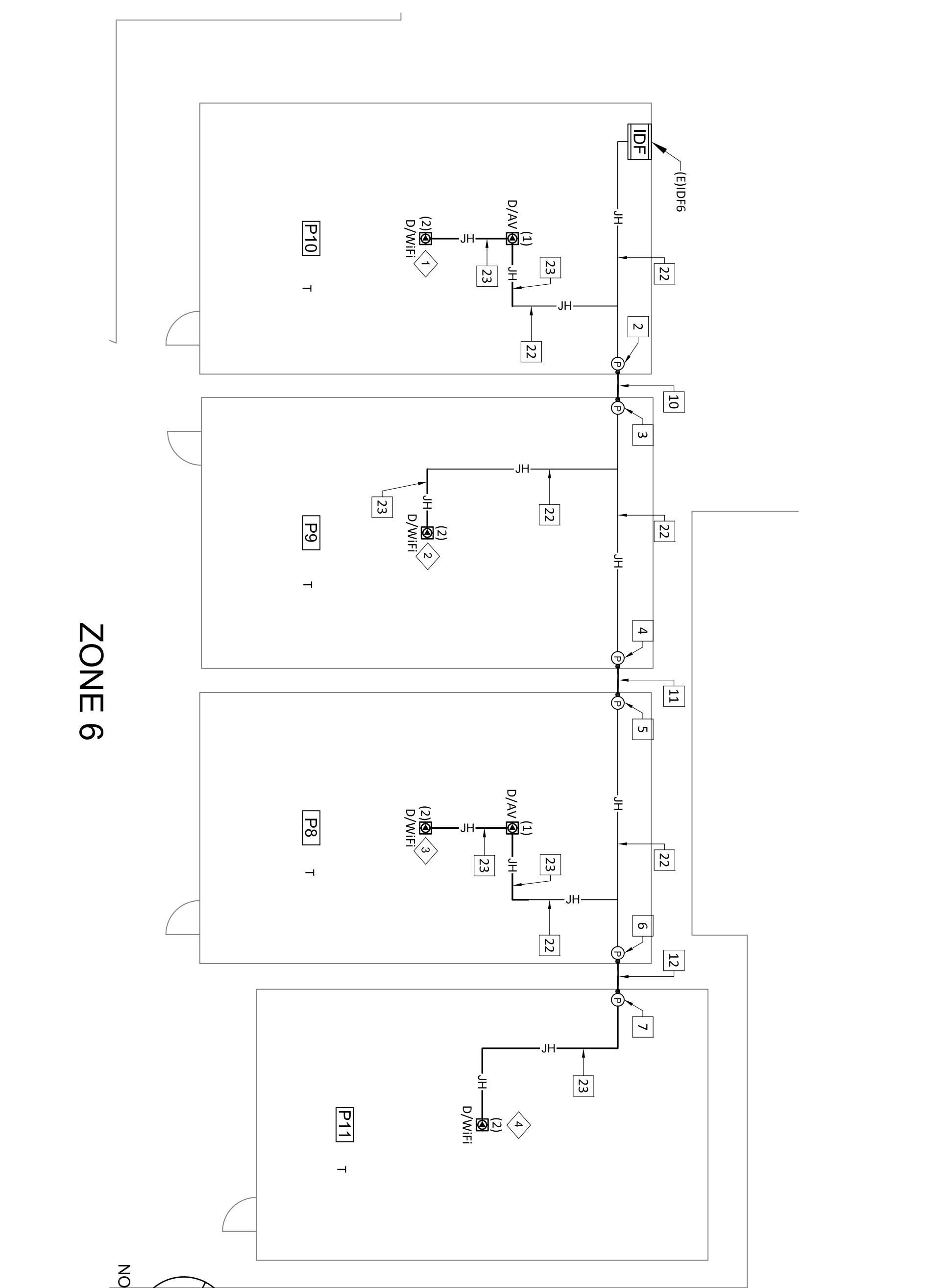
Approved By:	ITS
Designed:	ITS
Drawn By:	LP
Checked:	PM
Reviewed:	JP
Date:	03/02/2016
ITS Project Number:	1014-283
Scale:	NTS
Drawing Number:	T10-3.1



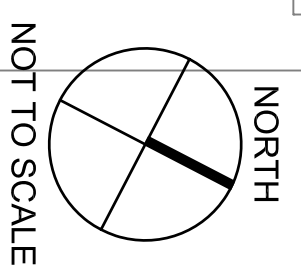
- LABELS**
- 1 (N)AP01
 - 1-4503,1-B06
 - 2 (N)AP02
 - 1-4503,1-B04
 - 3 (N)AP03
 - 1-4501,1-B02



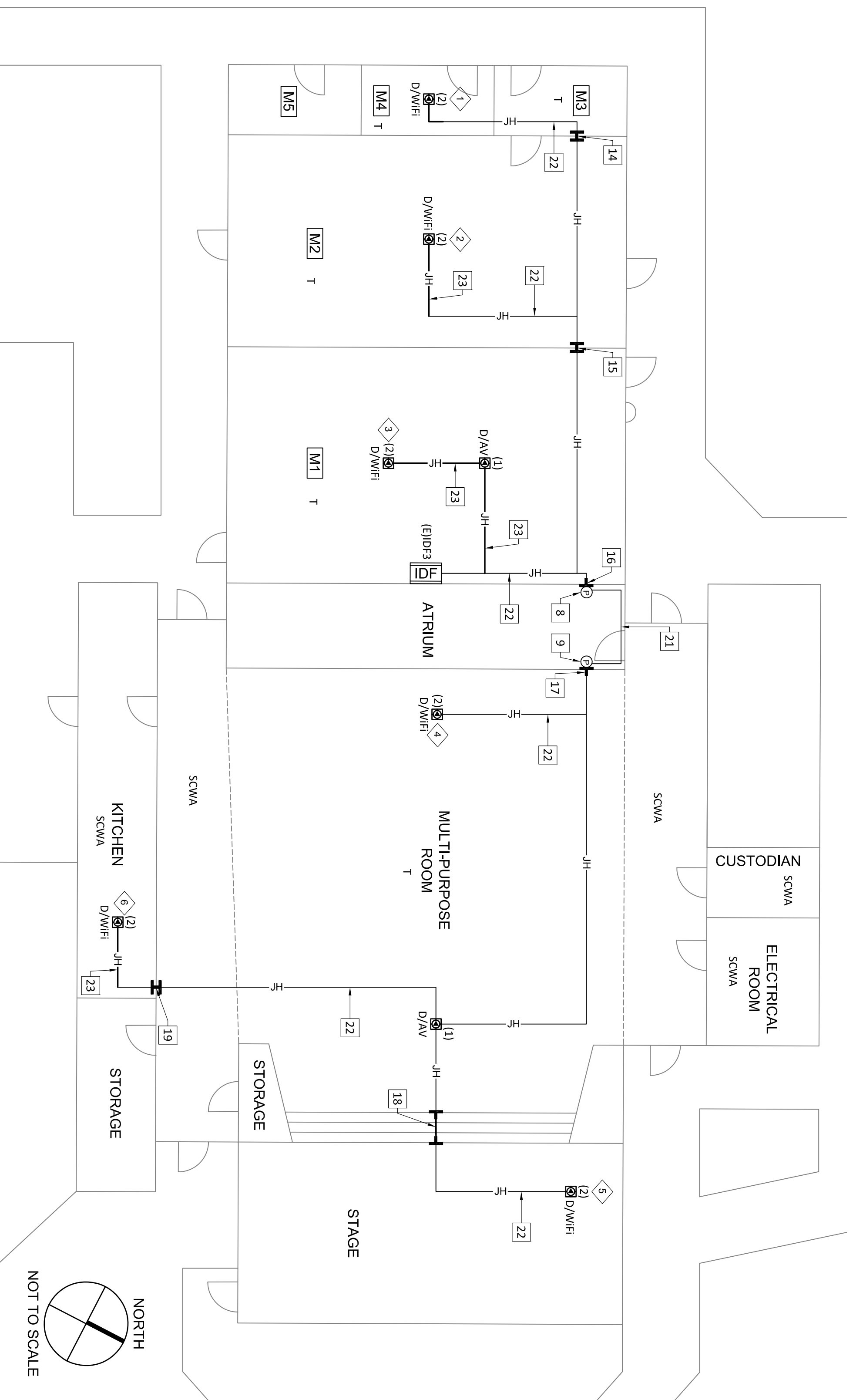
ZONE 1



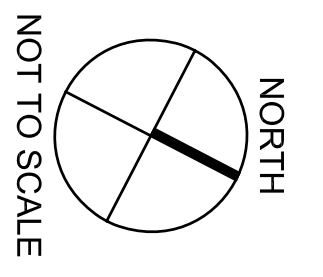
- LABELS**
- 1 (N)AP26
 - 6-B01,6-B02
 - 2 (N)AP27
 - 6-B03,6-B04
 - 3 (N)AP28
 - 6-B05,6-B06
 - 4 (N)AP29
 - 6-B07,6-B08



ZONE 6



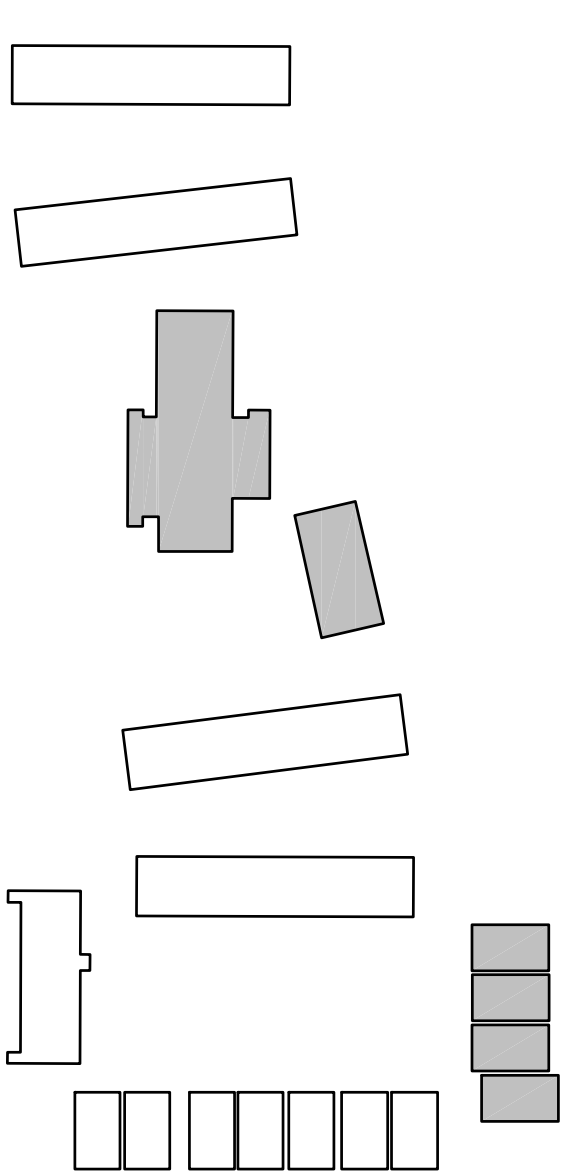
- LABELS**
- 1 (N)AP12
 - 3-C01,3-C02
 - 2 (N)AP13
 - 3-C03,3-C04
 - 3 (N)AP14
 - 3-C05,3-C06
 - 4 (N)AP15
 - 3-C07,3-C08
 - 5 (N)AP16
 - 3-C09,3-C10
 - 6 (N)AP17
 - 3-C11,3-C11



ZONE 3

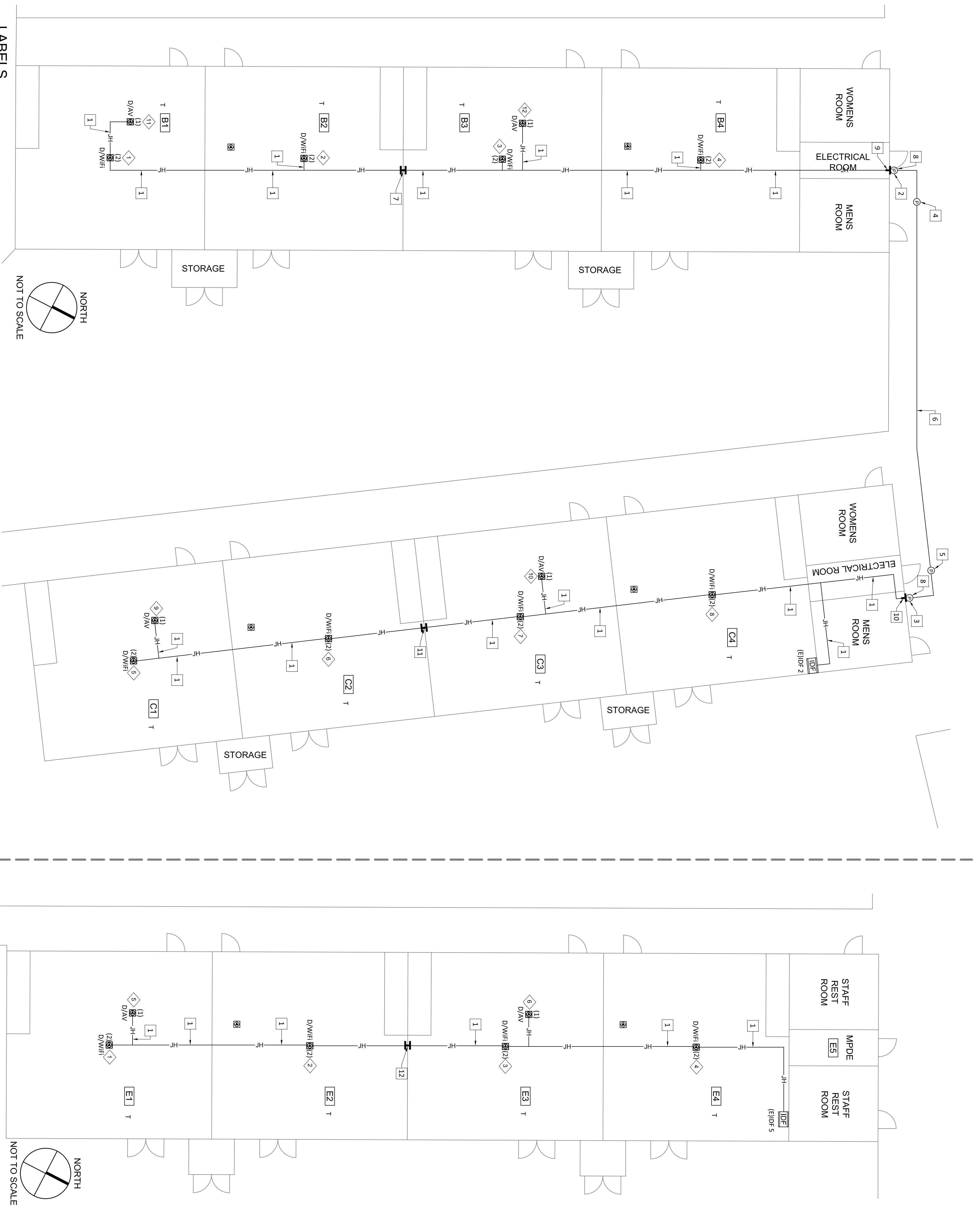
KEYED REFERENCE NOTES:

- 1 REMOVE EXISTING ACCESS POINT & RETURN TO CLIENT
- 2 IPB-02 - (E) 12"H X 12"W X 6"D NEMA 1 PULLBOX
- 3 IPB-03 - (E) 12"H X 12"W X 6"D NEMA 1 PULLBOX
- 4 IPB-04 - (E) 12"H X 12"W X 6"D NEMA 1 PULLBOX
- 5 IPB-05 - (E) 12"H X 12"W X 6"D NEMA 1 PULLBOX
- 6 IPB-06 - (E) 12"H X 12"W X 6"D NEMA 1 PULLBOX
- 7 IPB-07 - (E) 18"H X 18"W X 6"D NEMA 3R PULLBOX
- 8 OPB-14 - (E) 18"H X 18"W X 6"D NEMA 3R PULLBOX
- 9 OPB-13 - (E) 18"H X 18"W X 6"D NEMA 3R PULLBOX
- 10 (E) 2" LIQUID TIGHT FS015.FS016
- 11 (E) 2" LIQUID TIGHT FS017.FS018
- 12 (E) 2" LIQUID TIGHT FS019.FS020
- 13 (E) 2" LIQUID TIGHT FS015.FS016
- 14 (E) 2" PENETRATION/SLEEVE FS031.FS032
- 15 (E) 2" PENETRATION/SLEEVE FS033.FS034
- 16 (E) 2" PENETRATION/SLEEVE FS035
- 17 (E) 2" PENETRATION/SLEEVE FS036
- 18 (E) 2" PENETRATION/SLEEVE FS027.FS028
- 19 (E) 2" PENETRATION/SLEEVE FS029.FS030
- 20 (E) 2" PENETRATION/SLEEVE FS025.FS026
- 21 (E) 2" EMT
- 22 (E) J-HOOK PATHWAY
- 23 (N) J-HOOK PATHWAY



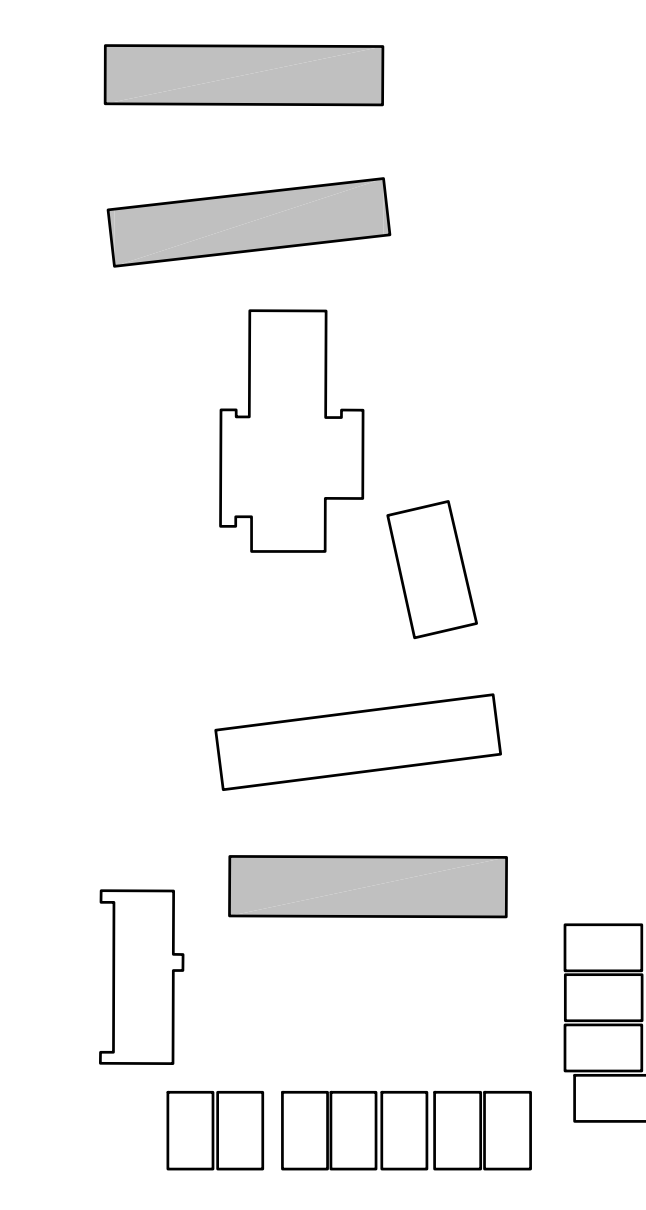
KEYED REFERENCE NOTES:

- 1 (E) J-HOOK PATHWAY
- 2 OPB-20 - (E) 24"H X 24"W X 8"D NEMA 3R PULLBOX
- 3 OPB-17 - (E) 24"H X 24"W X 8"D NEMA 3R PULLBOX
- 4 OPB-19 - (E) 24"H X 24"W X 8"D NEMA 4R PULLBOX
- 5 OPB-18 - (E) 24"H X 24"W X 8"D NEMA 4R PULLBOX
- 6 (E) 3" GRC
- 7 (N) 2" READY SLEEVE (E) 2" PENETRATION/SLEEVE
- 8 (N) POLY/WATER SEAL
- 9 (E) 2" PENETRATION/SLEEVE
- 10 (E) 2" PENETRATION/SLEEVE
- 11 (E) 2" PENETRATION/SLEEVE
- 12 (E) 2" PENETRATION/SLEEVE



- LABELS**
- 1 (N)AP04 2-C09,2-C10
 - 2 (N)AP05 2-C11,2-C12
 - 3 (N)AP06 2-C13,2-C14
 - 4 (N)AP07 2-C15,2-C16
 - 5 (N)AP08 2-C01,2-C02
 - 6 (N)AP09 2-C03,2-C04
 - 7 (N)AP10 2-C05,2-C06
 - 8 (N)AP11 2-C07,2-C08
 - 9 2-B37
 - 10 2-B38
 - 11 2-B39
 - 12 2-B40

- LABELS**
- 1 (N)AP22 5-B01,5-B02
 - 2 (N)AP23 5-B03,5-B04
 - 3 (N)AP24 5-B05,5-B06
 - 4 (N)AP25 5-B07,5-B08
 - 5 5-A43
 - 6 5-A44



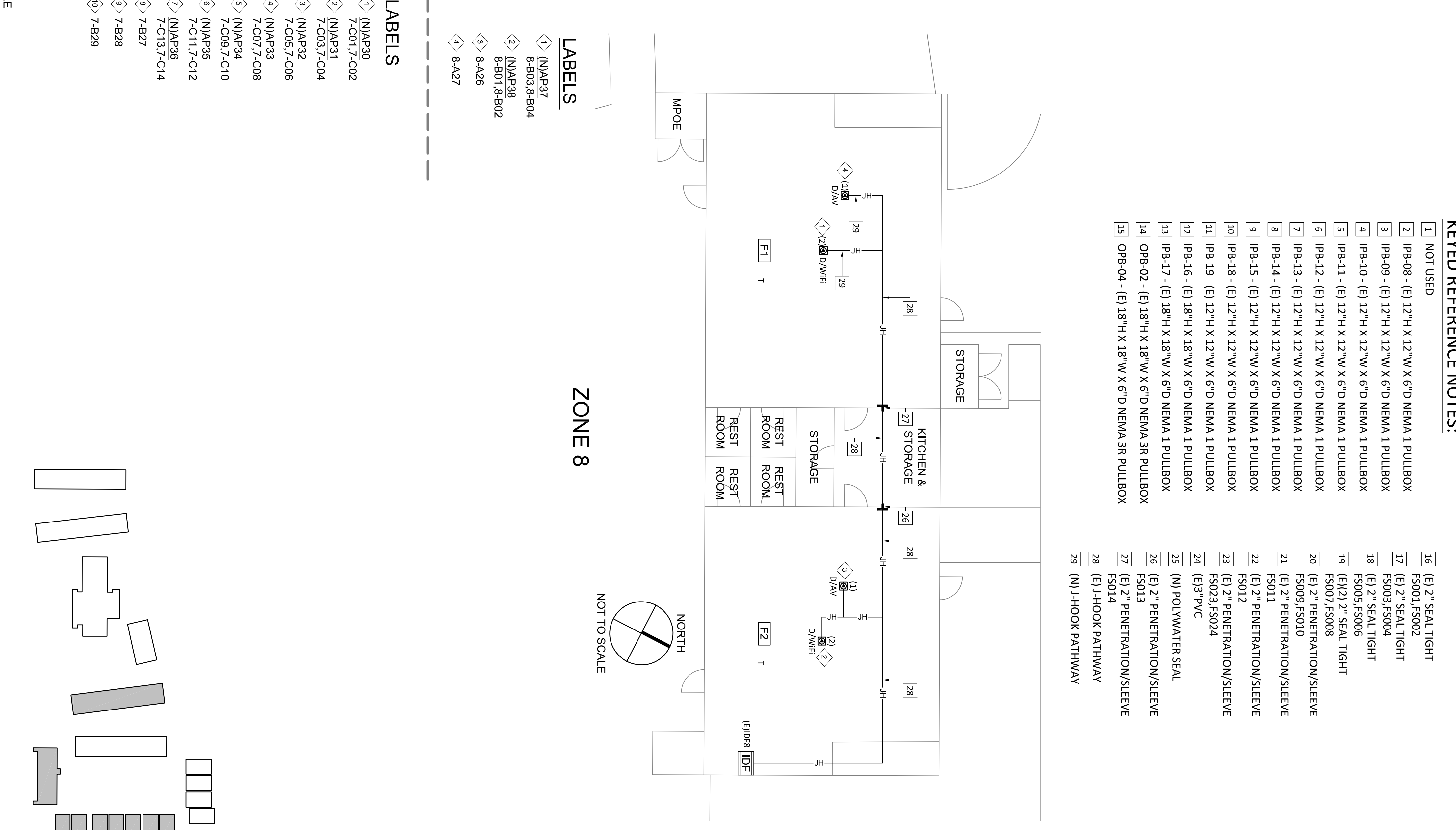
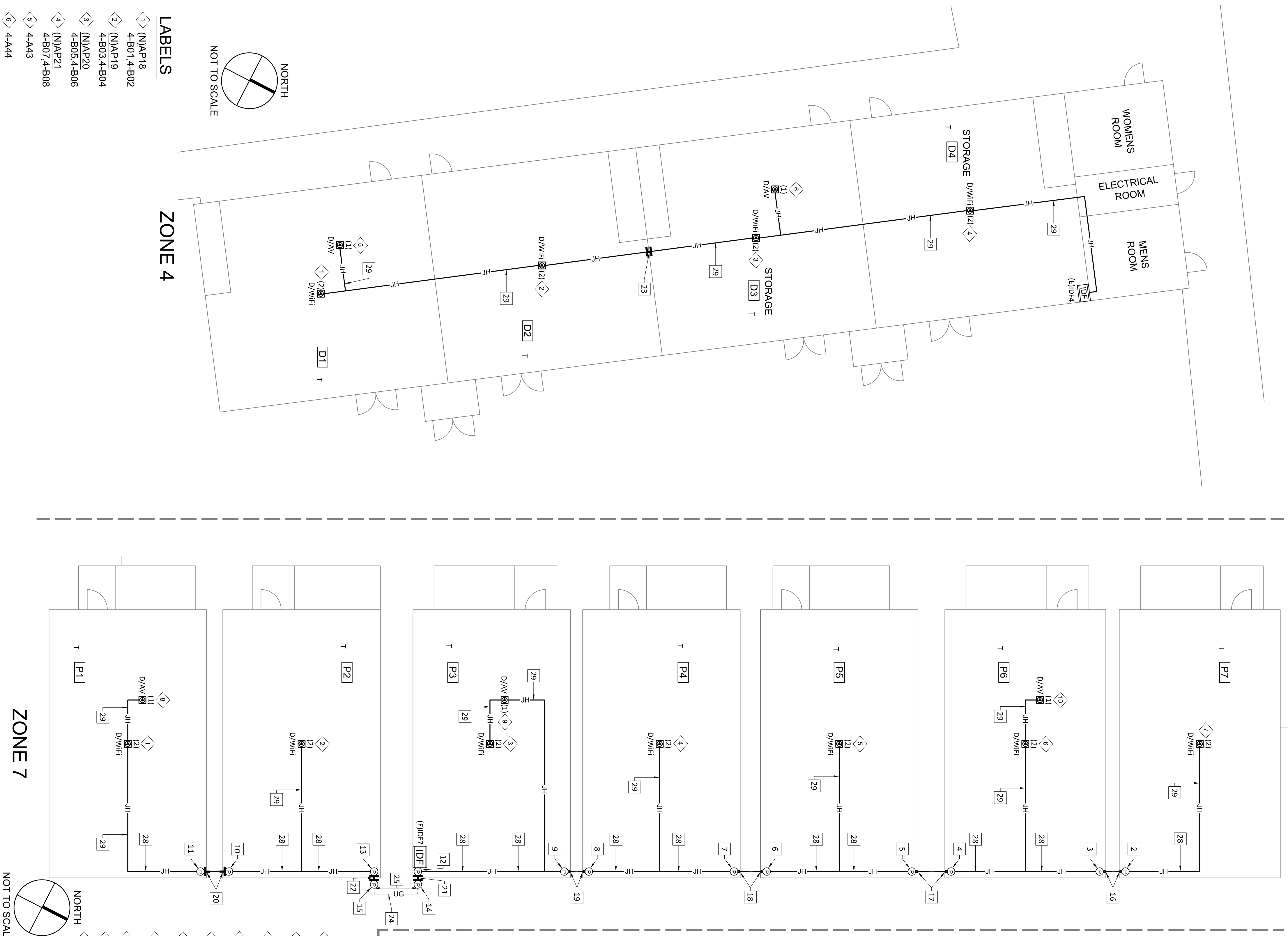
*THESE DRAWINGS WERE PREPARED AND DRAWN BY VECTOR USA

<p>VARIOUS SITES 4850 PEDLEY ROAD JURUPA VALLEY, CA 92509</p>	<p>11 ES Wifi UPGRADE E-RATE YEAR 18</p>	<p>VAN BUREN ELEMENTARY SCHOOL 9501 JURUPA ROAD, MIRA LOMA, CA ZONE 2, & 5 AS-BUILT</p>	<p>Gary L. Hillier ITS COMMUNICATIONS DISTRIBUTION ENGINEER NETWORK ENGINEER INFORMATION SYSTEMS ENGINEER</p>	<table border="1" style="width: 100%; border-collapse: collapse;"> <thead> <tr> <th>Revision No.</th> <th>Description</th> <th>Date</th> </tr> </thead> <tbody> <tr><td> </td><td> </td><td> </td></tr> <tr><td> </td><td> </td><td> </td></tr> <tr><td> </td><td> </td><td> </td></tr> <tr><td> </td><td> </td><td> </td></tr> <tr><td> </td><td> </td><td> </td></tr> </tbody> </table>	Revision No.	Description	Date																 <p>Information Technology Solutions, LLC Phone: (660) 368-9418</p>
Revision No.	Description	Date																					
<p>Approved By: ITS</p> <p>Designed: ITS</p> <p>Drawn By: LP</p> <p>Checked: PM</p> <p>Reviewed: JP</p> <p>Date: 03/02/2016</p> <p>ITS Project Number: 1014-283</p> <p>Scale: NTS</p> <p>Drawing Number: T10-3.2</p>																							



Jurupa Unified School District

- KEYED REFERENCE NOTES:**
- 1 NOT USED
 - 2 IPB-08 - (E) 12"H X 12"W X 6"D NEMA 1 PULLBOX
 - 3 IPB-09 - (E) 12"H X 12"W X 6"D NEMA 1 PULLBOX
 - 4 IPB-10 - (E) 12"H X 12"W X 6"D NEMA 1 PULLBOX
 - 5 IPB-11 - (E) 12"H X 12"W X 6"D NEMA 1 PULLBOX
 - 6 IPB-12 - (E) 12"H X 12"W X 6"D NEMA 1 PULLBOX
 - 7 IPB-13 - (E) 12"H X 12"W X 6"D NEMA 1 PULLBOX
 - 8 IPB-14 - (E) 12"H X 12"W X 6"D NEMA 1 PULLBOX
 - 9 IPB-15 - (E) 12"H X 12"W X 6"D NEMA 1 PULLBOX
 - 10 IPB-18 - (E) 12"H X 12"W X 6"D NEMA 1 PULLBOX
 - 11 IPB-19 - (E) 12"H X 12"W X 6"D NEMA 1 PULLBOX
 - 12 IPB-16 - (E) 18"H X 18"W X 6"D NEMA 1 PULLBOX
 - 13 IPB-17 - (E) 18"H X 18"W X 6"D NEMA 1 PULLBOX
 - 14 OPB-02 - (E) 18"H X 18"W X 6"D NEMA 3R PULLBOX
 - 15 OPB-04 - (E) 18"H X 18"W X 6"D NEMA 3R PULLBOX
 - 16 (E) 2" SEAL TIGHT FS001,FS002
 - 17 (E) 2" SEAL TIGHT FS003,FS004
 - 18 (E) 2" SEAL TIGHT FS005,FS006
 - 19 (E)2" SEAL TIGHT FS007,FS008
 - 20 (E) 2" PENETRATION/SLEEVE FS009,FS010
 - 21 (E) 2" PENETRATION/SLEEVE FS011
 - 22 (E) 2" PENETRATION/SLEEVE FS012
 - 23 (E) 2" PENETRATION/SLEEVE FS023,FS024
 - 24 (E)3" PVC
 - 25 (N) POLYWATER SEAL
 - 26 (E) 2" PENETRATION/SLEEVE FS013
 - 27 (E) 2" PENETRATION/SLEEVE FS014
 - 28 (E) J-HOOK PATHWAY
 - 29 (N) J-HOOK PATHWAY



Revision No.	Description	Date

*THESE DRAWINGS WERE PREPARED AND DRAWN BY VECTOR USA

VARIOUS SITES
4850 PEDLEY ROAD
JURUPA VALLEY, CA 92509

11 ES Wifi UPGRADE
E-RATE YEAR 18

VAN BUREN ELEMENTARY SCHOOL
9501 JURUPA ROAD, MIRA LOMA, CA
ZONE 4, 7, & 8 AS-BUILT

Gary L. Hillier

ITS
COMMUNICATIONS DISTRIBUTION ENGINEER
NETWORK ENGINEER
TELEPHONE ENGINEER

Approved By: ITS

Designed: ITS

Drawn By: LP

Checked: PM

Reviewed: JP

Date: 03/02/2016

ITS Project Number: 1014-283

Scale: NTS

Drawing Number: T10-3.3

- LABELS**
- 1 (N)AP18
 - 4-B01,4-B02
 - 2 (N)AP19
 - 4-B03,4-B04
 - 3 (N)AP20
 - 4-B05,4-B06
 - 4 (N)AP21
 - 4-B07,4-B08
 - 5 4-A43
 - 6 4-A44

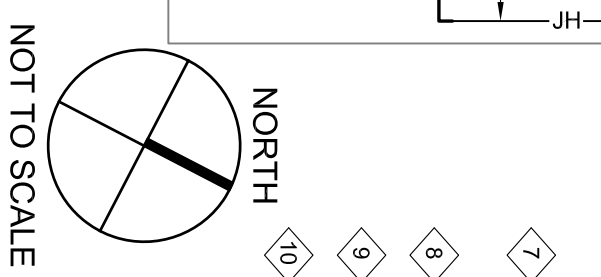
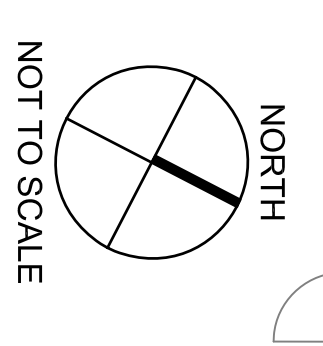
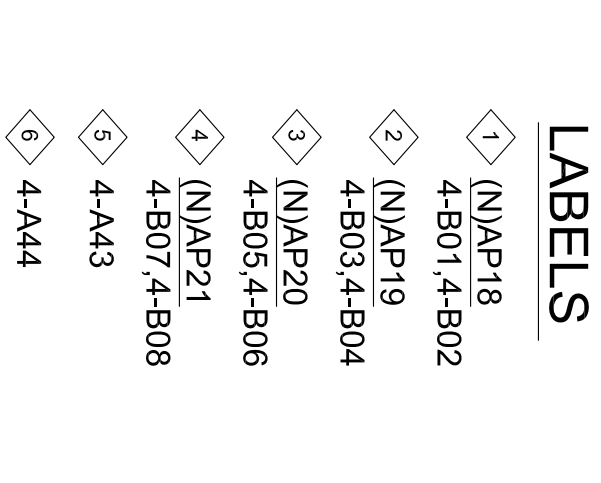
- LABELS**
- 1 (N)AP30
 - 7-C01,7-C02
 - 2 (N)AP31
 - 7-C03,7-C04
 - 3 (N)AP32
 - 7-C05,7-C06
 - 4 (N)AP33
 - 7-C07,7-C08
 - 5 (N)AP34
 - 7-C09,7-C10
 - 6 (N)AP35
 - 7-C11,7-C12
 - 7 (N)AP36
 - 7-C13,7-C14
 - 8 7-B28
 - 9 7-B29
 - 10 7-B29

- LABELS**
- 1 (N)AP37
 - 8-B03,8-B04
 - 2 (N)AP38
 - 8-B01,8-B02
 - 3 8-A26
 - 4 8-A27

- LABELS**
- 1 (N)AP18
 - 4-B01,4-B02
 - 2 (N)AP19
 - 4-B03,4-B04
 - 3 (N)AP20
 - 4-B05,4-B06
 - 4 (N)AP21
 - 4-B07,4-B08
 - 5 4-A43
 - 6 4-A44

- LABELS**
- 1 (N)AP30
 - 7-C01,7-C02
 - 2 (N)AP31
 - 7-C03,7-C04
 - 3 (N)AP32
 - 7-C05,7-C06
 - 4 (N)AP33
 - 7-C07,7-C08
 - 5 (N)AP34
 - 7-C09,7-C10
 - 6 (N)AP35
 - 7-C11,7-C12
 - 7 (N)AP36
 - 7-C13,7-C14
 - 8 7-B28
 - 9 7-B29
 - 10 7-B29

- LABELS**
- 1 (N)AP37
 - 8-B03,8-B04
 - 2 (N)AP38
 - 8-B01,8-B02
 - 3 8-A26
 - 4 8-A27

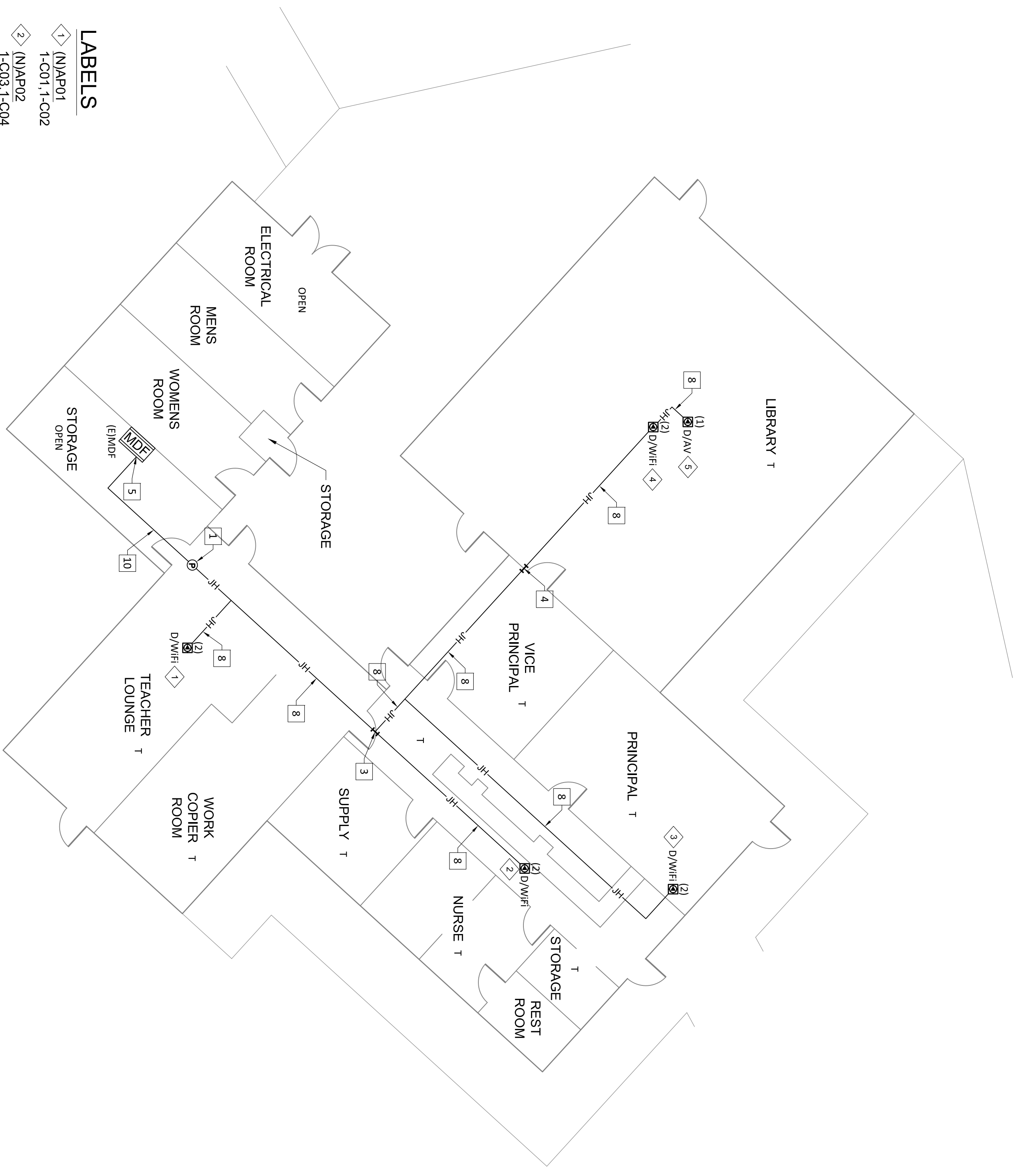




Information Technology Solutions, LLC
 Phone: (760) 369-6418

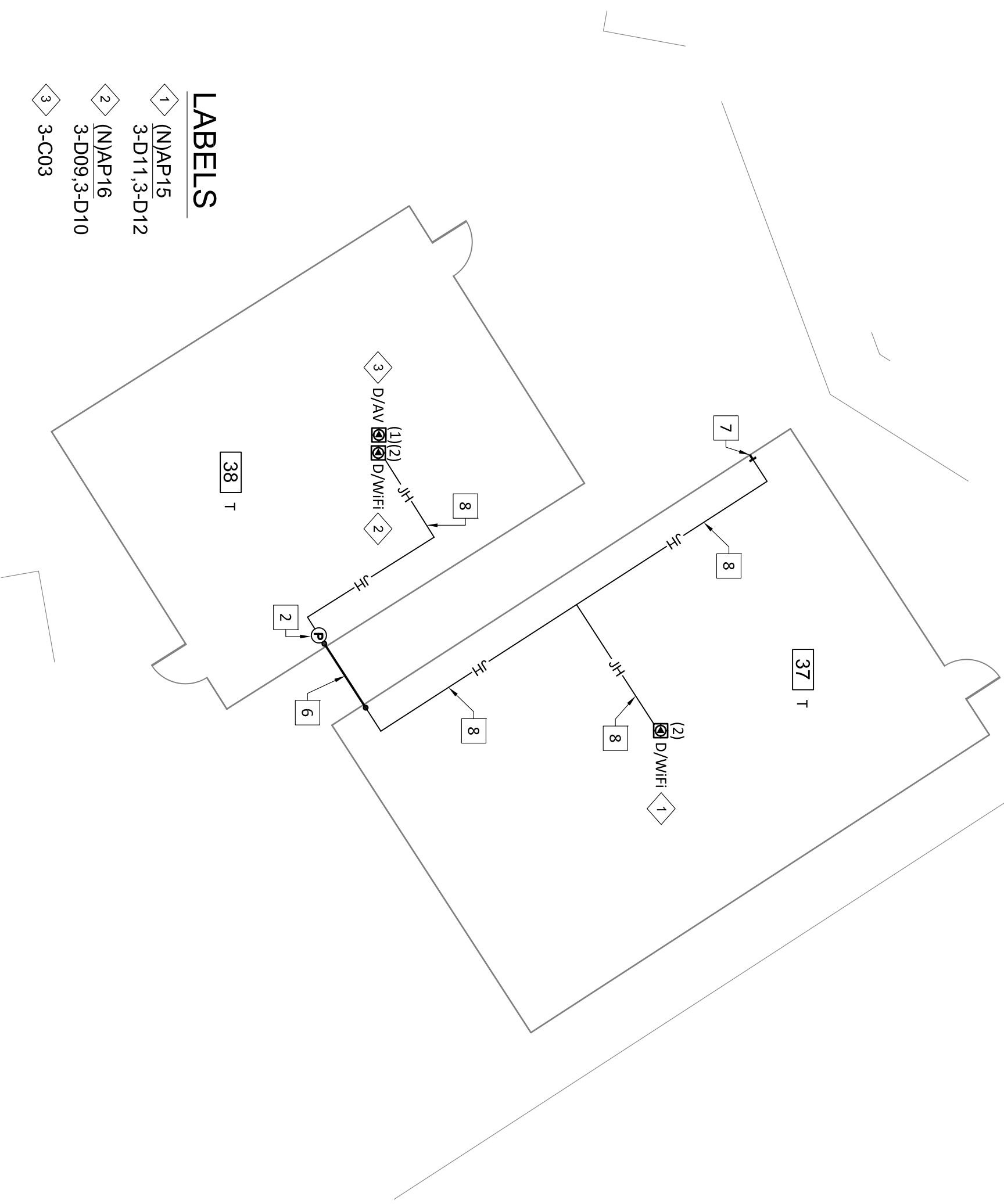
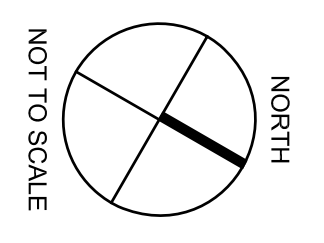
- KEYED REFERENCE NOTES:**
- 1 1PB-30 - (E) 1.8"H X 1.8"W X 6"D NEMA 1 PULLBOX
 - 2 1PB-07 - (E) 12"H X 12"W X 6"D NEMA 1 PULLBOX
 - 3 (E) 2" PENETRATION/SLEEVE FS005,FS008
 - 4 (E) 2" PENETRATION/SLEEVE FS129,FS130
 - 5 (E) 2" PENETRATION/SLEEVE FS136
 - 6 (E) 2" LIQUID TIGHT FS021,FS022
 - 7 (E) 2" PENETRATION/SLEEVE FS149
 - 8 (E) J-HOOK PATHWAY
 - 9 (N) J-HOOK PATHWAY
 - 10 (E) 3"GRC CONDUIT

Revision No.	Description	Date



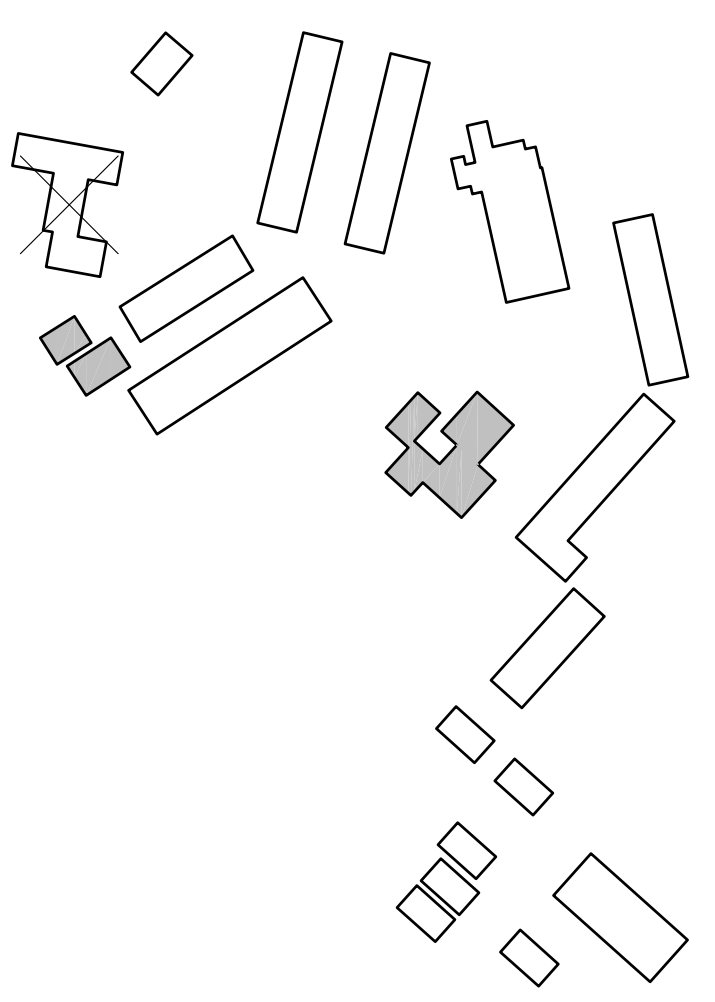
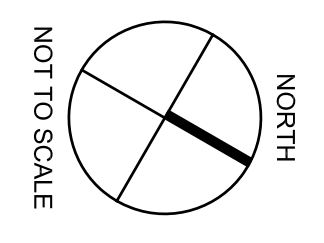
- LABELS**
- 1 (N)AP01 1-C01,1-C02
 - 2 (N)AP02 1-C03,1-C04
 - 3 (N)AP03 1-C05,1-C06
 - 4 (N)AP04 1-C07,1-C08
 - 5 1-AB6

ZONE 1



- LABELS**
- 1 (N)AP15 3-D11,3-D12
 - 2 (N)AP16 3-D09,3-D10
 - 3 3-C03

ZONE 3



VARIOUS SITES
 4850 PEDLEY ROAD
 JURUPA VALLEY, CA 92509

11 ES Wifi UPGRADE
 E-RATE YEAR 18

WEST RIVERSIDE ELEMENTARY SCHOOL
 3972 RIVERVIEW DRIVE, RUBIDOUX, CA
 ZONE 1 & 3 AS-BUILT

Gary L. Hillier
 COMMUNICATIONS DISTRIBUTION ENGINEER
 NETWORK TRANSPORT SYSTEMS ENGINEER
 LICENSE NO. 22208
 License Expires 06/28/2023

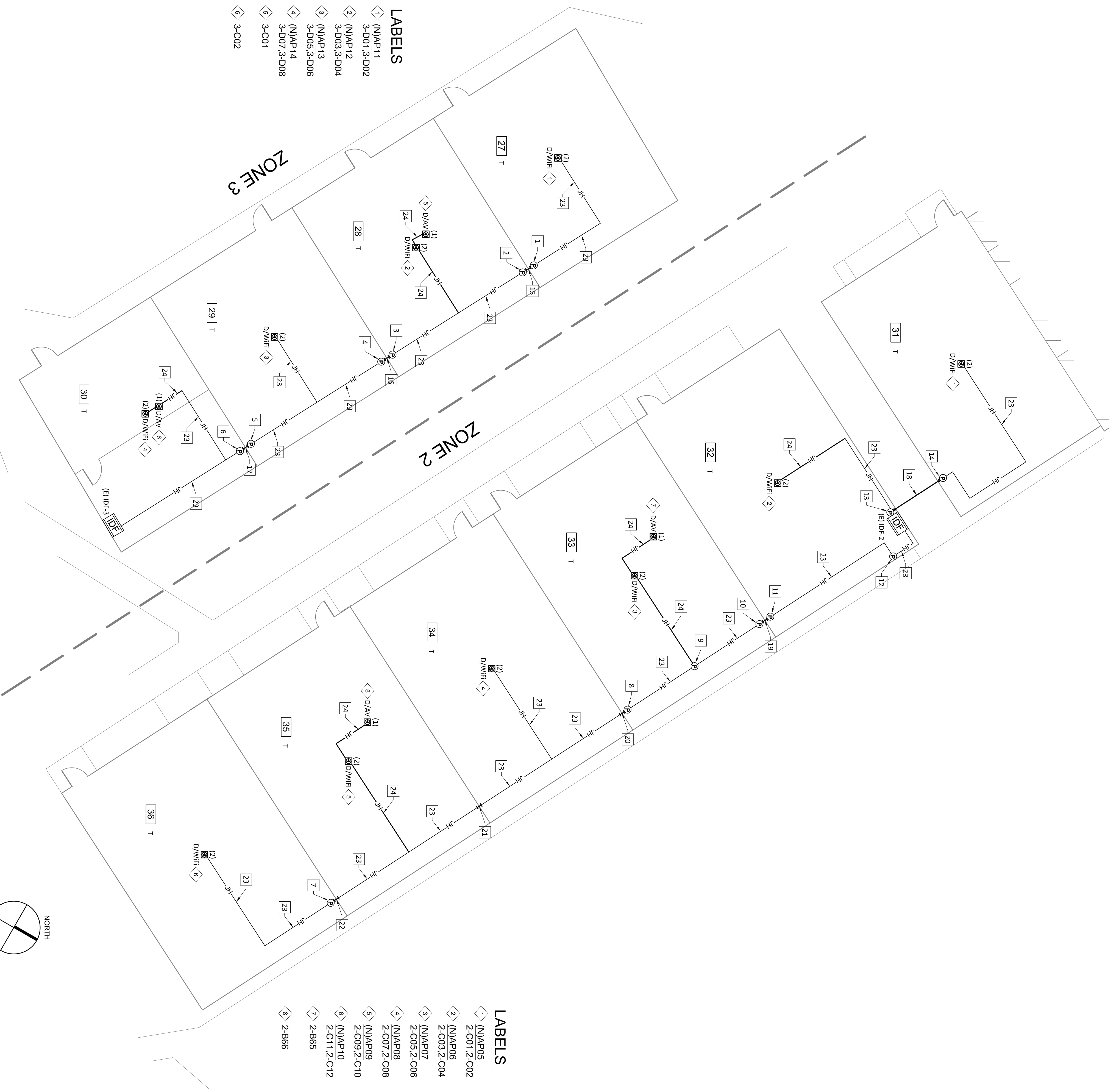


Approved By:	ITS
Design:	ITS
Drawn By:	LP
Checked:	PM
Reviewed:	JP
Date:	03/02/2016
ITS Project Number:	1014-283
Scale:	NTS
Drawing Number:	T11-3.1



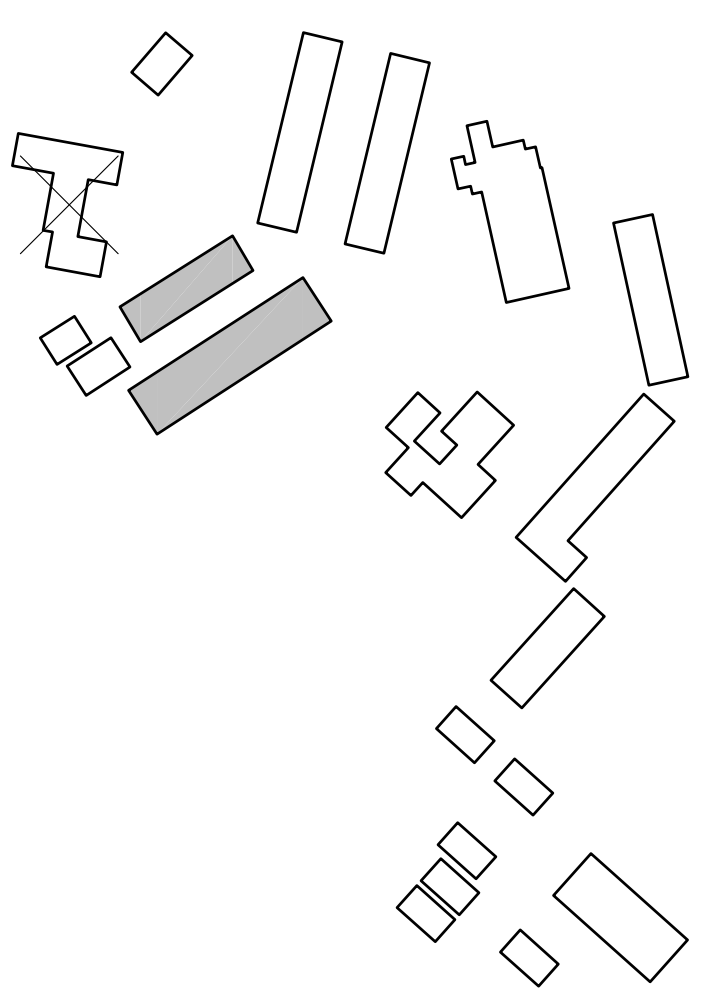
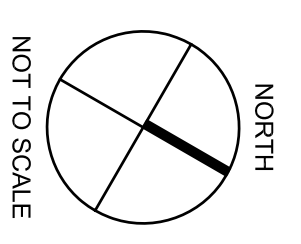
KEYED REFERENCE NOTES:

- 1 IPB-01 - (E) 12"H X 12"W X 6"D NEMA 1 PULLBOX
- 2 IPB-02 - (E) 12"H X 12"W X 6"D NEMA 1 PULLBOX
- 3 IPB-03 - (E) 12"H X 12"W X 6"D NEMA 1 PULLBOX
- 4 IPB-04 - (E) 12"H X 12"W X 6"D NEMA 1 PULLBOX
- 5 IPB-05 - (E) 12"H X 12"W X 6"D NEMA 1 PULLBOX
- 6 IPB-06 - (E) 12"H X 12"W X 6"D NEMA 1 PULLBOX
- 7 IPB-09 - (E) 12"H X 12"W X 6"D NEMA 1 PULLBOX
- 8 IPB-10 - (E) 12"H X 12"W X 6"D NEMA 1 PULLBOX
- 9 IPB-11 - (E) 12"H X 12"W X 6"D NEMA 1 PULLBOX
- 10 IPB-12 - (E) 12"H X 12"W X 6"D NEMA 1 PULLBOX
- 11 IPB-13 - (E) 18"H X 18"W X 6"D NEMA 1 PULLBOX
- 12 IPB-14 - (E) 18"H X 18"W X 6"D NEMA 1 PULLBOX
- 13 IPB-15 - (E) 12"H X 12"W X 6"D NEMA 1 PULLBOX
- 14 IPB-16 - (E) 12"H X 12"W X 6"D NEMA 1 PULLBOX
- 15 (E) 2" PENETRATION/SLEEVE
FS015.FS016
- 16 (E) 2" PENETRATION/SLEEVE
FS017.FS018
- 17 (E) 2" PENETRATION/SLEEVE
FS019.FS020
- 18 (E) 2" LIQUID TIGHT
FS023.FS024
- 19 (E) 2" PENETRATION/SLEEVE
FS027.FS030
- 20 (E) 2" PENETRATION/SLEEVE
FS032.FS034
- 21 (E) 2" PENETRATION/SLEEVE
FS036.FS038
- 22 (E) 2" PENETRATION/SLEEVE
FS014.FS126
- 23 (E) J-HOOK PATHWAY
- 24 (N) J-HOOK PATHWAY
- 25 (E) 3" GRC CONDUIT



- LABELS**
- 1 (N)AP1-1
3-D01,3-D02
 - 2 (N)AP1-2
3-D03,3-D04
 - 3 (N)AP1-3
3-D05,3-D06
 - 4 (N)AP1-4
3-D07,3-D08
 - 5 3-C01
 - 6 3-C02

- LABELS**
- 1 (N)AP05
2-C01,2-C02
 - 2 (N)AP06
2-C03,2-C04
 - 3 (N)AP07
2-C05,2-C06
 - 4 (N)AP08
2-C07,2-C08
 - 5 (N)AP09
2-C09,2-C10
 - 6 (N)AP10
2-C11,2-C12
 - 7 2-B85
 - 8 2-B86



VARIOUS SITES
4850 PEDLEY ROAD
JURUPA VALLEY, CA 92509

11 ES Wifi UPGRADE
E-RATE YEAR 18
WEST RIVERSIDE ELEMENTARY SCHOOL
3972 RIVERVIEW DRIVE, RUBIDOUX, CA
ZONE 2 & 3 AS-BUILT

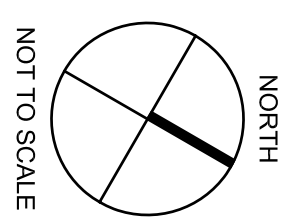


Revision No.	Description	Date

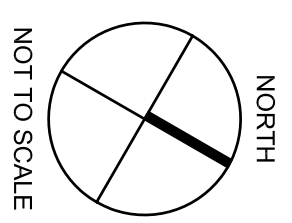
Approved By:	ITS
Design:	ITS
Drawn By:	LP
Checked:	PM
Reviewed:	JP
Date:	03/02/2016
ITS Project Number:	1014-283
Scale:	NTS
Drawing Number:	T11-3.2

KEYED REFERENCE NOTES:

- 1 (E) 2" PENETRATION/SLEEVE FS040, FS042
- 2 (E) 2" PENETRATION/SLEEVE FS043, FS046
- 3 (E) 2" PENETRATION/SLEEVE FS048, FS050
- 4 (E) 2" PENETRATION/SLEEVE FS051
- 5 (E) J-HOOK PATHWAY




NOT PART OF SCOPE



ZONE 5

- LABELS**
- 1 (N)AP22 5-B01, 5-B02
 - 2 (N)AP23 5-B03, 5-B04
 - 3 (N)AP24 5-B05, 5-B06
 - 4 (N)AP25 5-B07, 5-B08
 - 5 (N)AP26 5-B09, 5-B10
 - 6 5-A46
 - 7 5-A47



Revision No.	Description	Date

Gary L. Hitler



VARIOUS SITES
4850 PEDLEY ROAD
JURUPA VALLEY, CA 92509

11 ES Wifi UPGRADE
E-RATE YEAR 18
WEST RIVERSIDE ELEMENTARY SCHOOL
3972 RIVERVIEW DRIVE, RUBIDOUX, CA
ZONE 5 AS-BUILT

Approved By:	ITS
Designed:	ITS
Drawn By:	LP
Checked:	PMI
Reviewed:	JP
Date:	03/02/2016
ITS Project Number:	1014-283
Scale:	NTS
Drawing Number:	T11-3.3



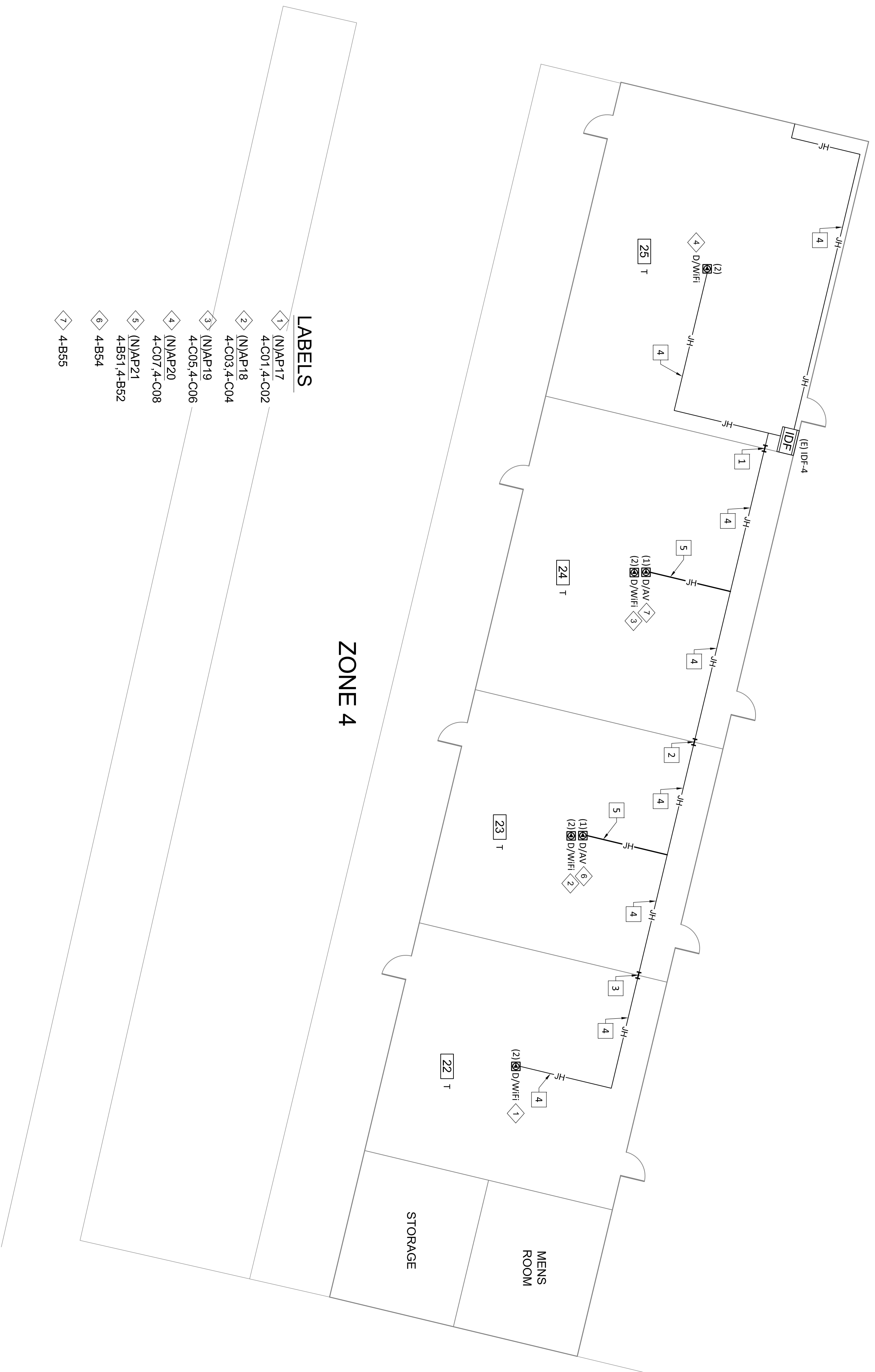
Information Technology Solutions, LLC
 Phone: (760) 369-6418



Jurupa Unified School District

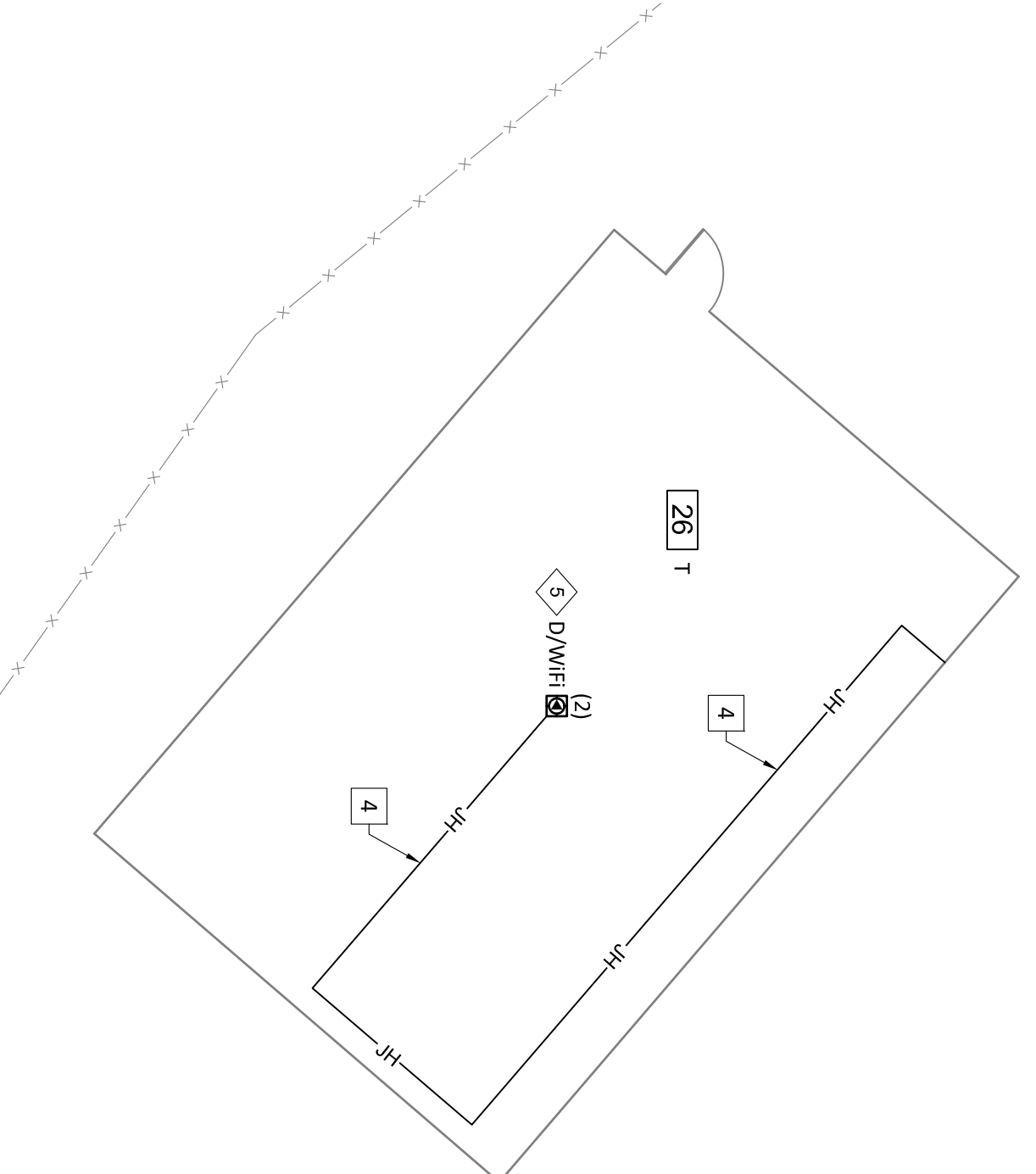
KEYED REFERENCE NOTES:

- 1 (E) 2" PENETRATION/SLEEVE FS057, FS058
- 2 (E) 2" PENETRATION/SLEEVE FS059, FS060
- 3 (E) 2" PENETRATION/SLEEVE FS061, FS062
- 4 (E) J-HOOK PATHWAY
- 5 (N) J-HOOK PATHWAY



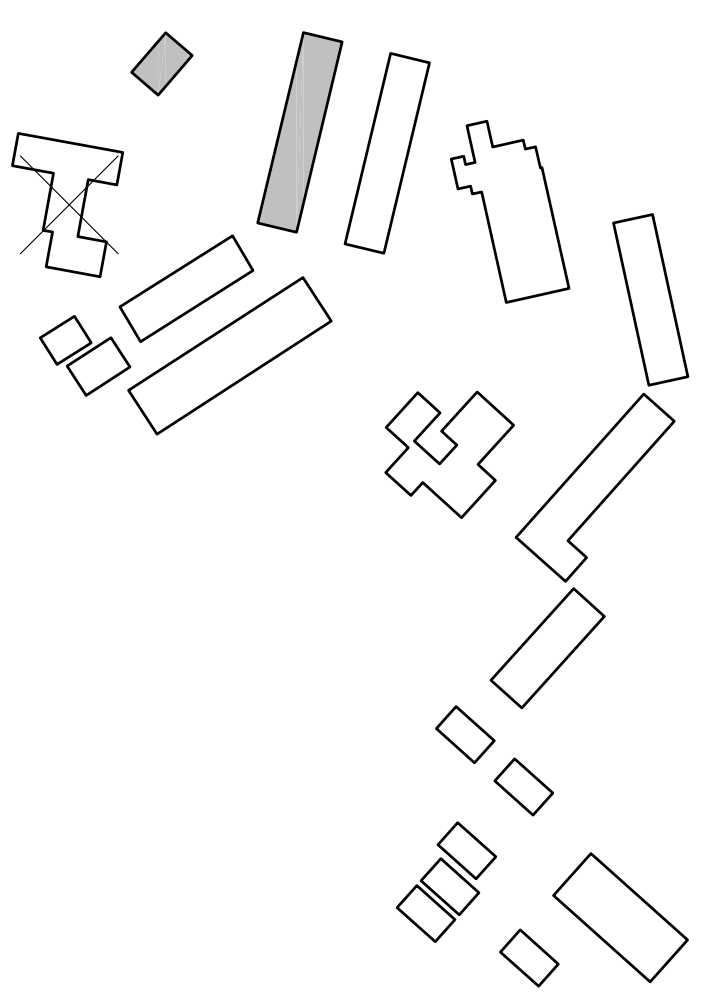
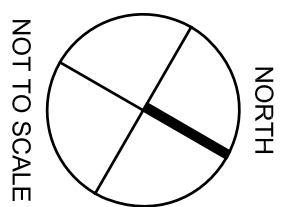
LABELS

- 1 (N)AP17 4-C01,4-C02
- 2 (N)AP18 4-C03,4-C04
- 3 (N)AP19 4-C05,4-C06
- 4 (N)AP20 4-C07,4-C08
- 5 (N)AP21 4-B51,4-B52
- 6 4-B54
- 7 4-B55



ZONE 4

ZONE 4



Revision No.	Description	Date

Gary L. Hillier

 COMMUNICATIONS DISTRIBUTION ENGINEER
 NETWORK TRANSPORT SYSTEMS ENGINEER
 10100 W. 15th Street

VARIOUS SITES
 4850 PEDLEY ROAD
 JURUPA VALLEY, CA 92509

11 ES Wifi UPGRADE
E-RATE YEAR 18

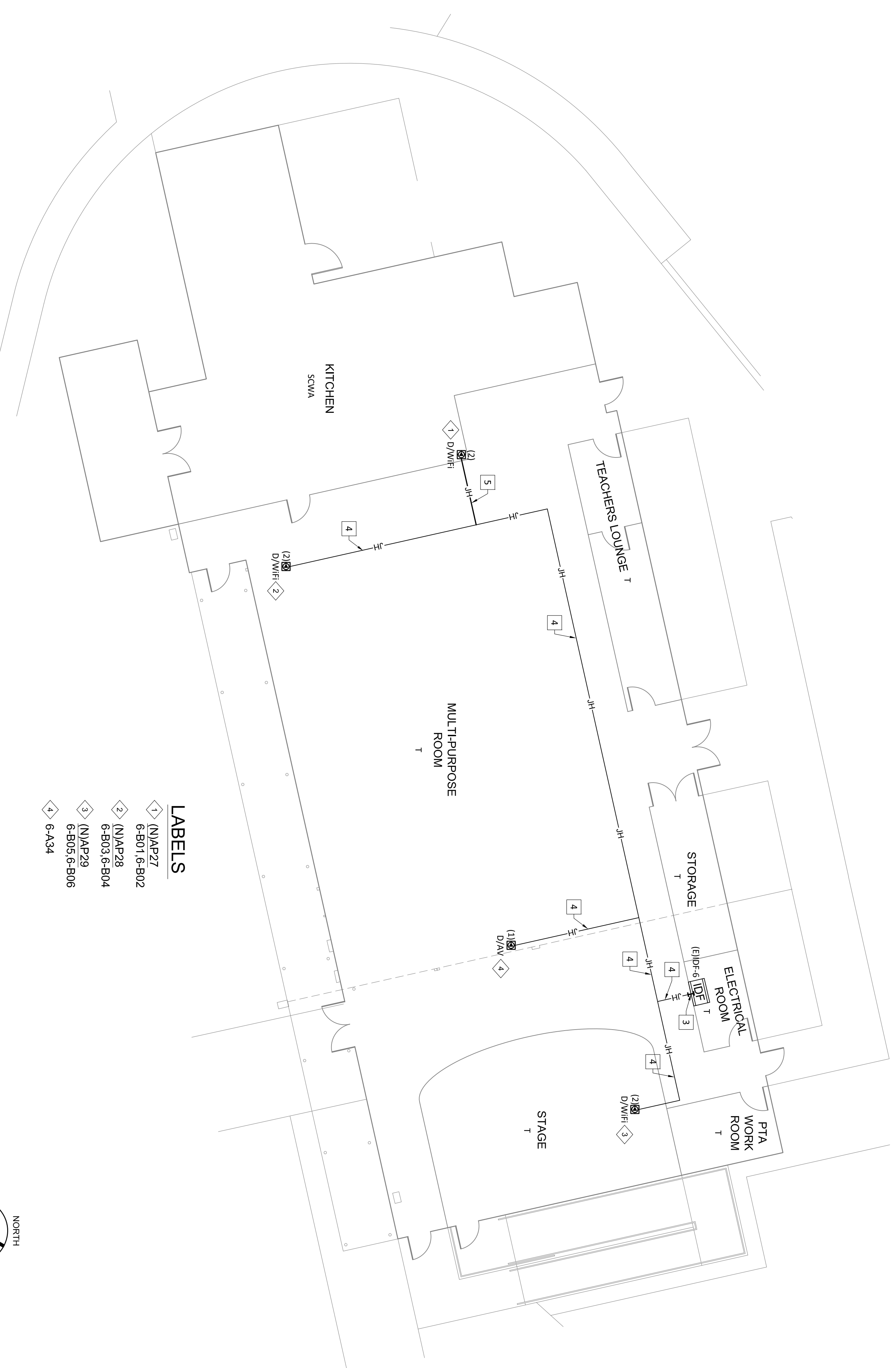
WEST RIVERSIDE ELEMENTARY SCHOOL
 3972 RIVERVIEW DRIVE, RUBIDOUX, CA
ZONE 4 AS-BUILT

Approved By: ITS
 Design: ITS
 Drawn By: LP
 Checked: PM
 Reviewed: JP

Date: 03/02/2016
 ITS Project Number: 1014-283
 Scale: NTS
 Drawing Number: T11-3.4

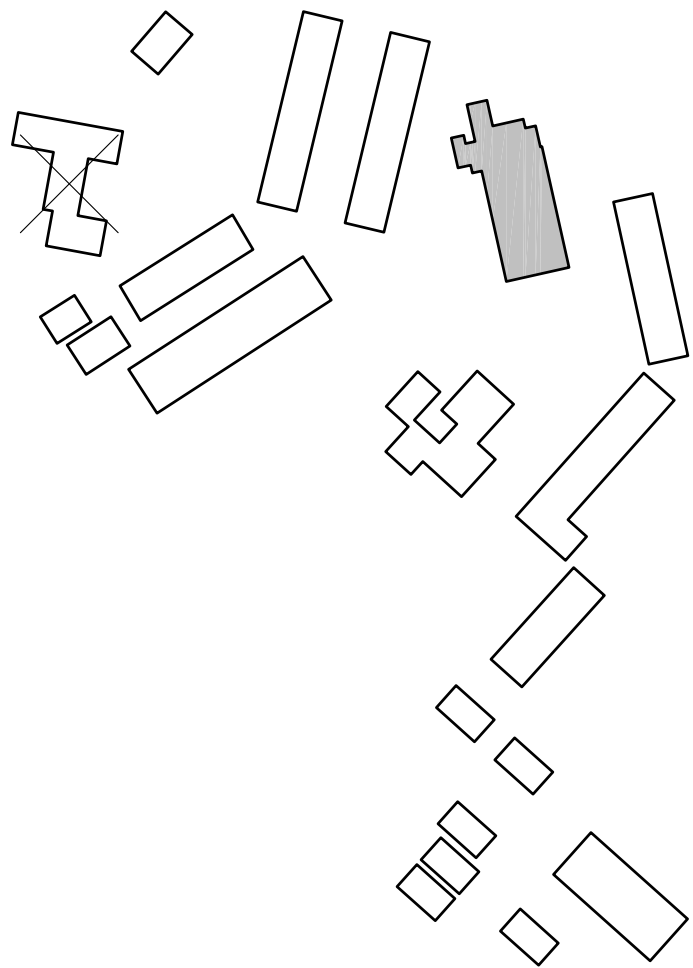
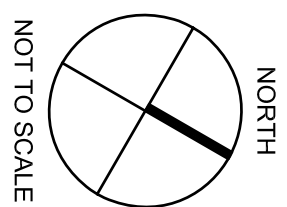


- KEYED REFERENCE NOTES:**
- 1 (E) 2" PENETRATION/SLEEVE FS067, FS068
 - 2 (E) 2" PENETRATION/SLEEVE FS069, FS070
 - 3 (E) 2" PENETRATION/SLEEVE FS074, FS075
 - 4 (E) J-HOOK PATHWAY
 - 5 (N) J-HOOK PATHWAY



- LABELS**
- 1 (N)AP27 6-B01, 6-B02
 - 2 (N)AP28 6-B03, 6-B04
 - 3 (N)AP29 6-B05, 6-B06
 - 4 6-A34

ZONE 6



Revision No.	Description	Date

Gary L. Hillier

 COMMUNICATIONS DISTRIBUTION ENGINEER
 NETWORK TRANSPORT SYSTEMS ENGINEER
 401 N. MAIN ST. SUITE 100
 JURUPA VALLEY, CA 91751

VARIOUS SITES
4850 PEDLEY ROAD
JURUPA VALLEY, CA 92509

11 ES Wifi UPGRADE
E-RATE YEAR 18

WEST RIVERSIDE ELEMENTARY SCHOOL
3972 RIVERVIEW DRIVE, RUBIDOUX, CA
ZONE 6 AS-BUILT

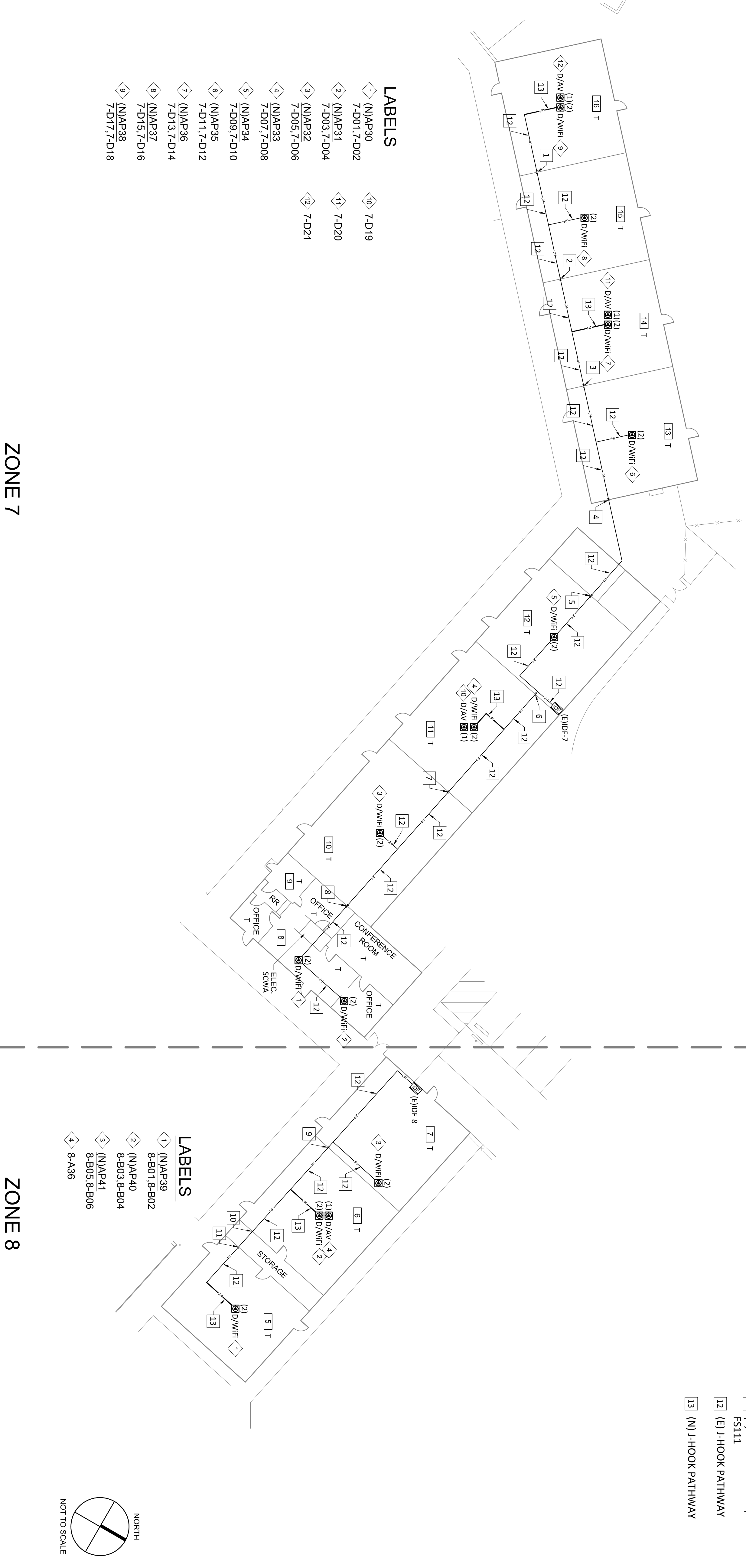
Approved By:	ITS
Design:	ITS
Drawn By:	LP
Checked:	PM
Reviewed:	JP
Date:	03/02/2016
ITS Project Number:	1014-283
Scale:	NTS
Drawing Number:	T11-3.5



Jurupa Unified School District

KEYED REFERENCE NOTES:

- 1 (E) 2" PENETRATION/SLEEVE FS076,FS077
- 2 (E) 2" PENETRATION/SLEEVE FS078,FS079
- 3 (E) 2" PENETRATION/SLEEVE FS081,FS082
- 4 (E) 2" PENETRATION/SLEEVE FS084,FS085
- 5 (E) 2" PENETRATION/SLEEVE FS086,FS087
- 6 (E) 2" PENETRATION/SLEEVE FS089,FS092
- 7 (E) 2" PENETRATION/SLEEVE FS094,FS097
- 8 (E) 2" PENETRATION/SLEEVE FS100,FS101
- 9 (E) 2" PENETRATION/SLEEVE FS105,FS107
- 10 (E) 2" PENETRATION/SLEEVE FS109
- 11 (E) 2" PENETRATION/SLEEVE FS111
- 12 (E) J-HOOK PATHWAY
- 13 (N) J-HOOK PATHWAY



LABELS

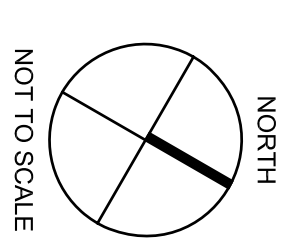
- 1 (N)AP30 7-D01,7-D02
- 2 (N)AP31 7-D03,7-D04
- 3 (N)AP32 7-D05,7-D06
- 4 (N)AP33 7-D07,7-D08
- 5 (N)AP34 7-D09,7-D10
- 6 (N)AP35 7-D11,7-D12
- 7 (N)AP36 7-D13,7-D14
- 8 (N)AP37 7-D15,7-D16
- 9 (N)AP38 7-D17,7-D18
- 10 7-D19
- 11 7-D20
- 12 7-D21

ZONE 7

ZONE 8

LABELS

- 1 (N)AP39 8-B01,8-B02
- 2 (N)AP40 8-B03,8-B04
- 3 (N)AP41 8-B05,8-B06
- 4 8-A36



VARIOUS SITES
4850 PEDLEY ROAD
JURUPA VALLEY, CA 92509

11 ES Wifi UPGRADE
E-RATE YEAR 18

WEST RIVERSIDE ELEMENTARY SCHOOL
3972 RIVERVIEW DRIVE, RUBIDOUX, CA
ZONE 7 & 8 AS-BUILT

Gary L. Hitler
 COMMUNICATIONS DISTRIBUTION ENGINEER
 NETWORK TRANSPORT SYSTEMS ENGINEER
 QUALITY ASSURANCE ENGINEER

Revision No.	Description	Date

Approved By: ITS
 Designed: ITS
 Drawn By: LP
 Checked: PM
 Reviewed: JP
 Date: 03/02/2016
 ITS Project Number: 1014-283
 Scale: NTS
 Drawing Number: T11-3.6



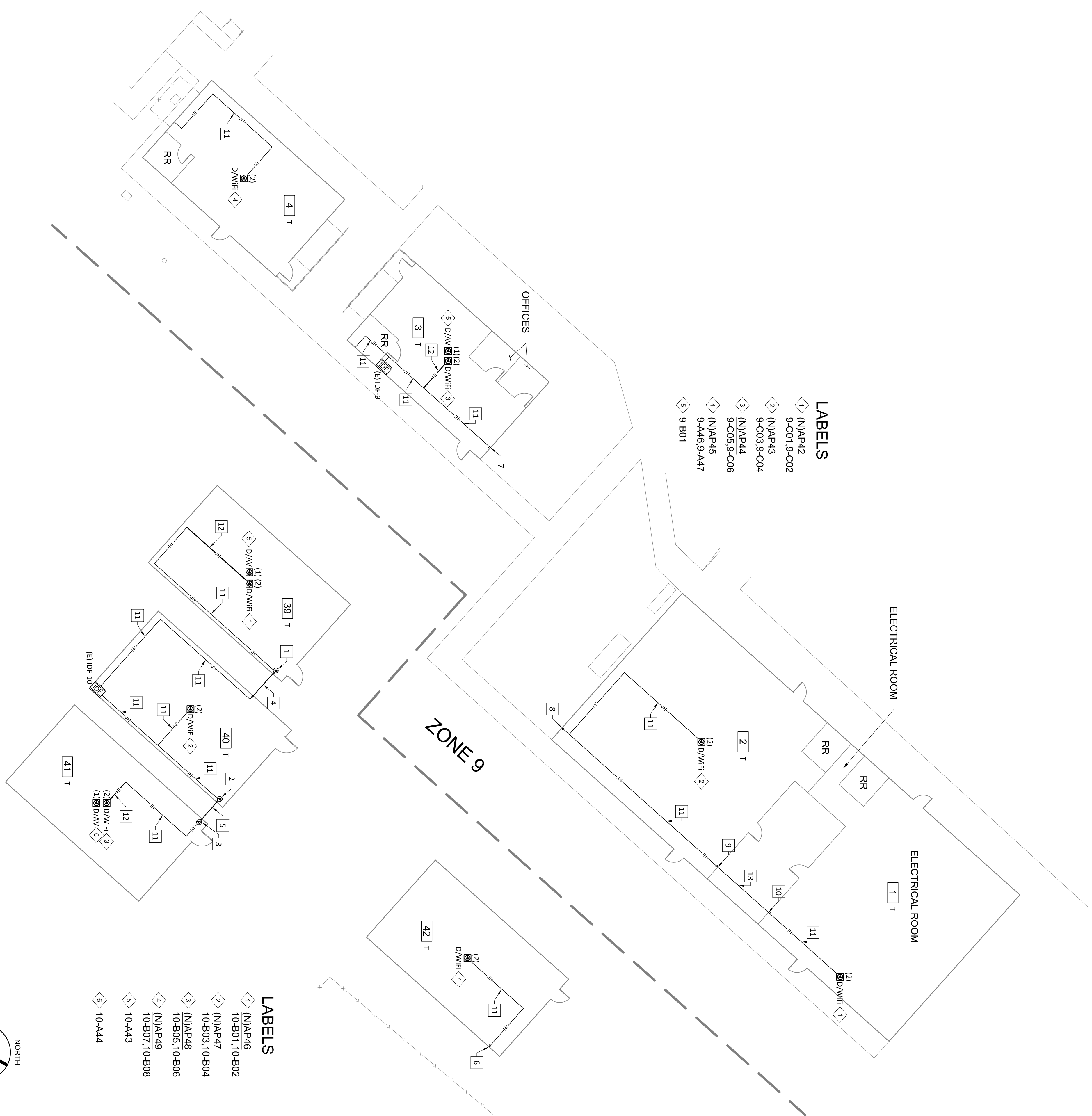
Information Technology Solutions, LLC
 Phone: (760) 369-4418



Jurupa Unified School District

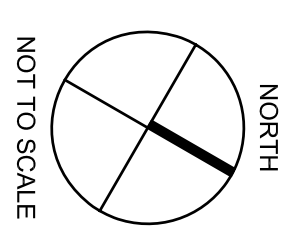
KEYED REFERENCE NOTES:

- 1 1PB-26 - (E) 12"H X 12"W X 6"D NEMA 1 PULLBOX
- 2 1PB-27 - (E) 12"H X 12"W X 6"D NEMA 1 PULLBOX
- 3 1PB-28 - (E) 12"H X 12"W X 6"D NEMA 1 PULLBOX
- 4 (E) 2" LIQUID TIGHT FS115, FS116
- 5 (E) 2" LIQUID TIGHT FS118, FS119
- 6 (E) 2" PENETRATION/SLEEVE FS144
- 7 (E) 2" PENETRATION/SLEEVE FS200
- 8 (E) 2" PENETRATION/SLEEVE FS201
- 9 (E) 2" PENETRATION/SLEEVE FS202
- 10 (E) 2" PENETRATION/SLEEVE FS203
- 11 (E) J-HOOK PATHWAY
- 12 (N) J-HOOK PATHWAY
- 13 (E) 2" EMT



- LABELS**
- 1 (N)AP42 9-C01,9-C02
 - 2 (N)AP43 9-C03,9-C04
 - 3 (N)AP44 9-C05,9-C06
 - 4 (N)AP45 9-A46,9-A47
 - 5 9-B01

- LABELS**
- 1 (N)AP46 10-B01,10-B02
 - 2 (N)AP47 10-B03,10-B04
 - 3 (N)AP48 10-B05,10-B06
 - 4 (N)AP49 10-B07,10-B08
 - 5 10-A43
 - 6 10-A44



Revision No.	Description	Date

Gary L. Hiller

 COMMUNICATIONS DISTRIBUTION ENGINEER
 NETWORK TRANSPORT SYSTEMS ENGINEER
 01/10/1981 - 12/31/2018

VARIOUS SITES
 4850 PEDLEY ROAD
 JURUPA VALLEY, CA 92509

11 ES Wifi UPGRADE
E-RATE YEAR 18

WEST RIVERSIDE ELEMENTARY SCHOOL
 3972 RIVERVIEW DRIVE, RUBIDOUX, CA
ZONE 9 & 10 AS-BUILT

Approved By: ITS
 Design: ITS
 Drawn By: LP
 Checked: PM
 Reviewed: JP

Date: 03/02/2016
 ITS Project Number: 1014-283
 Scale: NTS
 Drawing Number: T11-3.7