



Elliott Duchon, Superintendent
4850 Pedley Road, Jurupa Valley, CA 92509 T 951.360.4100

Date: April 17, 2020

Re: 19-20-10MO – Roofing – Addendum #2

TO ALL BIDDERS:

The following changes, omissions, and/or additions to the Bid Documents and/or Project Manual and/or Drawings shall apply to proposals made for and to the execution of the various parts of the work affected thereby, and all other conditions shall remain the same. All parties of interest shall take careful note of the addendum so that the proper allowances may be made in strict accordance with the Addendum.

Bidder shall acknowledge receipt of this addendum in the space provided on the Bid Form. Failure to do so may subject Bidder disqualification.

In case of conflict between Drawings, bid documents and this addendum, this addendum shall govern.


ITEM #1 Bid Opening Procedures: Based on the JUSD Facility closures due to COVID-19, please see the attached JUSD procedure for conducting the bid opening on April 22, 2020.

ITEM #2 Addition to Bid Specification: Please see attached specifications from Henry Co.

LEARNING WITHOUT LIMITS

Board of Trustees

Silvia Ortega *President*, Karen Bradford *Clerk*, Linda Chard, Robert Garcia, Melissa Ragole



IMPORTANT!!! PLEASE NOTE:

Based on JUSD facility closures due to COVID-19 precautions, we must conduct the opening and reading aloud of bids for Bid No. 19-20-10MO – Roofing digitally.

Sealed bids will still be received at the Jurupa USD District Office located at 4850 Pedley Road, Jurupa Valley, CA 92509.

The deadline to receive bids is 3:00 p.m. on 4/22/2020.

Bids will be read aloud at 3:15 p.m. on 4/22/2020.

Below is the call-in information to hear the sealed bids opened and read aloud.

If you wish to listen to the bids read aloud, you can do so by dialing in to the following number:

1 415-604-0708

Once you dial this number, you will be prompted to enter an access code for the call, followed by pound. Here is the access code:

Access Code: 917 968 641#

For those that wish to connect to the conference call via computer, you can copy the below link into your web browser to access the call (you must have audio capabilities on your computer to hear and video capabilities on your computer to watch the bid opening):

<https://meet.google.com/sgu-mwnd-pjz> (copy this link into browser, you may need to use Google Chrome)

New to Google Meet? Find out more here:

<https://support.google.com/a/users/answer/9282720?hl=en>

If at any time you have questions about the conference call, please call Jeff Lewis at (951) 703-0084

A bid tabulation form will be posted to the website after the call.

We appreciate your interest in working with the district.



April 15,2020

To: Dana Tolland
Jurupa USD

Re: Addenda to ReRoof & Maintenance Specifications

Item 1: Nueva Vista High School

- a. Delete new coping metal.
- b. Tear off and remove existing foam roof and install:
 1. 1-layer of #606 Buffer mechanically fastened as specified.
 2. Apply 3-layers of #196 Polyester, each layer set in 4-gals of #197 Asphalt Emulsion as specified.
 3. Apply 1 ½ gals of #294 Base Coat as specified.
 4. Apply 1 ½ -gals of 988 Silicone as specified.
- c. All other low sloped roofs to receive Spec. H1-PE-MR substituting top white coating #280 with 1 ½ -gals of #988 White Silicone, and broadcast 20lbs. granules per 100 sq. ft. into wet silicone.
- d. Wall's behind A/C units install 5 coarse to base flashing on wall 6" high off deck.
- e. A/C unit setting on roof deck shall be raise to sit on asphalt walk pad with minimum of 2"x4" block sleeper (must be redwood or pressure treated)
 1. Install new pipe supports under conduit & pipe.

All other conditions are per original specifications to remain.

Give me a call if you have any questions. (806) 206-7578

Gideon Brown
Systems Representative



April 15,2020

To: Dana Tolland
Jurupa USD

Re: Addenda to Maintenance Specifications

Item 1: Rubidoux High School:

- A. Contractor to furnish and install (14) fourteen 24 g a. Sheet metal scupper & collection box (see attached Diagram) Jurupa USD to install down spout.
- B. Lower drains below roof deck (1) one on building 1500, & (1) one on building 1600.
- C. Install split lead jacks as specified in master specifications to fit field conditions. Install clamp rings and seal with #209 Elastomastic on rod iron fence post (10) ten post, On top of lower roof at the Gym.

All other conditions are per original specifications to remain.

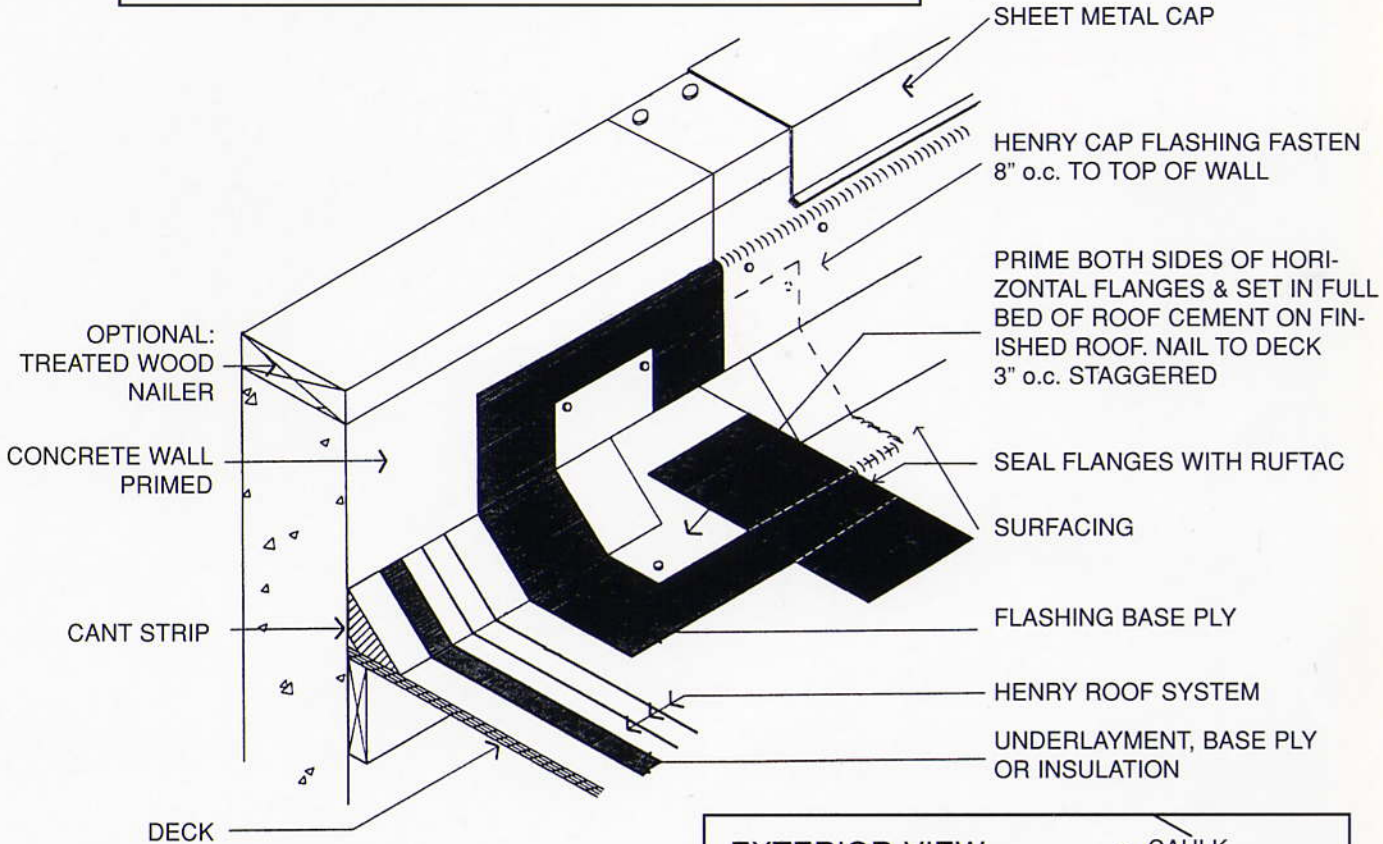
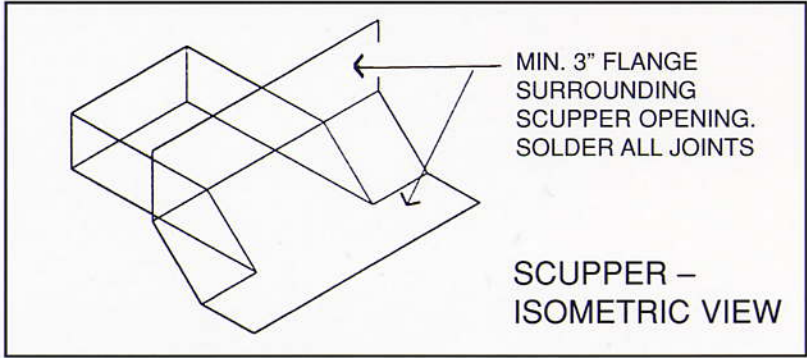
Give me a call if you have any questions. (806) 206-7578

Gideon Brown
Systems Representative

Henry

ROOFING SYSTEMS

SURFACE SCUPPER FLASHING

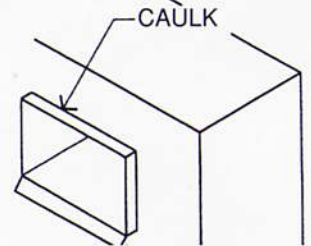


NOTES:

1. FINISHED ROOFING PLIES TO EXTEND BEHIND SCUPPER FLASHING.
2. CAULK AND SEAL EXTERIOR OF SCUPPER TO WALL.

EXTERIOR VIEW

NOTE:
EXTEND SCUPPER MIN. 1" BEYOND VERTICAL WALL SURFACE



DETAIL #H-S1