JURUPA UNIFIED SCHOOL DISTRICT

BOARD OF EDUCATION
REGULAR MEETING
AGENDA

MISSION STATEMENT

The mission of the Jurupa Unified School District is to create for our students a dynamic learning environment that is safe, healthy, and based on mutual respect, cooperation, and support among students, staff, parents, and the broader community. Staff and parents serve as educators and positive role models for all students by helping them develop a sense of responsibility, character, creativity and the skills to become successful, productive citizens of our democracy.

BOARD OF EDUCATION Carolyn Adams, President Mary Burns, Clerk John Chavez Sam Knight
SUPERINTENDENT Rollin Edmunds

MONDAY, SEPTEMBER 15, 2003
EDUCATION CENTER BOARD ROOM, 4850 Pedley Road, Riverside, CA 5:00 p.m.
OPEN PUBLIC SESSION 5:00 P.M.

Call to Order in Public Session (President Adams)
Roll Call: President Adams, Mrs. Burns, Mr. Chavez, Mr. Knight

HEARING SESSION 5:00 P.M.

PUBLIC VERBAL COMMENTS
This communication opportunity is included on the agenda to allow members of the public to comment on matters listed on the Agenda for Closed Session. A second opportunity for public comments is included on the Public Session agenda as well. California law states that there shall be no action on items not shown on the published Board agenda.

CLOSED SESSION 5:00 P.M.

The Board will adjourn to Closed Session in the Board Conference Room pursuant to Government/Education Codes listed below:

LABOR NEGOTIATIONS: Pursuant to Government Code Section 54957.6, the Board will be discussing its positions regarding any matter within the scope of representation and instructing its designated representatives for negotiations with employee groups. Name of Agency negotiator: Interim Assistant Superintendent Personnel Services. Name of Employee Organizations: National Education Association-Jurupa and California School Employees Association-Jurupa Chapter #392.

PUBLIC EMPLOYMENT: Pursuant to Government Code Section 54957, the Board will be discussing personnel matters to include public employee discipline/ dismissal/ release/non-renewal/ reassignment/ reclassification/ resignation/ retirement/ suspension/ appointment, and Employee Performance Evaluation: Superintendent.

CONFERENCE WITH REAL PROPERTY NEGOTIATORS: Pursuant to Government Code Section 54956.8, Elementary School #17 District Negotiator: Mr. Elliott Duchon; Property and Negotiating Parties: APN 160-040-012, 160-050-025, Mr. Anthony Vernola; Under Negotiation: Price, terms, and conditions of payment.

n compliance with the Americans with Disabilities Act and Government Code Section 54954.2, if you need special assistance to participate in a District meeting or other services offered by the District, please contact the Superintendent's Office at 909-360-4168. Notification at least 48 hours prior to the meeting or time when services are needed will assist the District staff in assuring that reasonable arrangements can be made to provide accessibility to the meeting or service.

PUBLIC SESSION 7:00 P.M.

Speaker cards are available on the side table for citizens wishing to address the Board in the communications session. Speakers are requested to limit comments to five minutes.

Roll Call Board Members: President Adams, Mrs. Burns, Mr. Chavez, Mr. Knight

Flag Salute (President Adams)

Inspirational Comment (Mr. Knight)

1. **Report of Student Board Members**

   a. Welcome 2003-04 Student Board Members (Mr. Edmunds)

   The Board welcomes JoAnn Aguirre, Jurupa Valley High Student Board Member, and Joseph Rocha, Rubidoux High Student Board Member. The Superintendent will provide a brief introduction of both students. In addition, Student Board Members may wish to address the Board regarding student achievements, interests, or other matters.

2. **Recognition**

   a. Introduce Candidates for November 4, 2003 Governing Board Election (Mr. Edmunds)

   The District has a long history of introducing candidates for the Board of Education at Board meetings prior to each election. Information only.

   Trustee Area 1

   Mr. Robert Craig

   Mr. Chuck Dunn

   Mr. Michael A. Rodriguez

b. Accept Donations (Mr. Duchon)

All donations are given to Jurupa Unified School District with the request that the money or item be used at the designated school.

Ms. Carrie Varcados and her family wish to donate the following items, with the request that students at Stone Avenue Elementary School use all items. The total approximate value of the donation is $558.00.

Item	Approx. Value
Accu Cut Die (Apple booklet kit)	$106.00
Basketballs and soccer balls	315.00
Misc. school necessities	137.00
yellow highlighters, pencils, large Kleenex box sets construction paper sets, 3-ring binder folders, glue sicks or tubes.	

Mr. Charles Gray, Band Director at Rubidoux High School, wishes to donate a 1989 Dico utility trailer and a 1994 utility trailer, with the request that both units be used for the school's Delta Alliance Corps. Approximate values are $2,000.00 and $800.00, respectively.

Administration recommends acceptance of donations with letters of appreciation to be sent.

3. Administrative Reports and Written Communications

a. Appoint Rubidoux High School Blue Ribbon Committee Board Representatives (Mr. Edmunds)

The District's third high school, Glen Avon High School, is slated for completion during the 2004/2005 school year. Through a combination of Measure "C" and State School Building funds, the District will have the opportunity to modernize some of the classrooms at Rubidoux High School. During the period of time that modernization is taking place, students from Rubidoux High School will be attending Glen Avon High School, which will be a temporary campus for Rubidoux High School. Even though students will be attending school on the Glen Avon High School campus, they will be graduating as Rubidoux High School students.

This presents a great opportunity for the District and the Community to examine programs for Rubidoux High School. With three high school campuses, the District will be able to offer programs not available in the past. In order to explore and plan for these opportunities, we are inviting a group of staff and community members to be a part of a Blue Ribbon Committee to plan the future of Rubidoux High School. If there are Board members interested in participating in this important step, the Board may wish to appoint no more than two members to serve on an ad hoc Rubidoux High School Blue Ribbon Committee. A date for the first meeting of the Committee has not, as yet, been scheduled.

b. Other Administrative Reports and Communications (Mr. Edmunds)

4. **Public Verbal Comments**

This communication opportunity is included on the Agenda of each regular Board meeting so citizens can make suggestions/identify concerns about matters affecting the District or request an item to be placed on a future agenda. The Board of Education encourages and invites the public to comment on items listed on its agenda or on matters within its subject jurisdiction. To help conduct the business of the Board in an orderly fashion, we request as follows:

(a) If you would like to address the Board, please fill out a speaker card located on the table at the back of the Board Room and when completed, hand your card to the Superintendent's Assistant. Please submit your card at the start of the meeting. You are not, however, required to provide the information requested in the speaker card. If you choose not to provide this information, please inform the Superintendent's Assistant of your desire to address the Board prior to the start of the meeting. In this case, the Superintendent's Assistant will write a number on your card so that the Board President may call on you at the appropriate time.

(b) The Public Comment section of the Agenda is the time and place for members of the public to make comments or request that an item be placed on a future agenda, unless otherwise determined by the Board President.

(c) Generally, individual speakers will be limited to five continuous minutes. Depending on the number of items on the Agenda and the number of speaker cards, the Board President may establish shorter time limits for speakers. Speakers may not yield their time to others. The Board may terminate public comments when such comments become repetitious or when time is required by the Board for other business.

(d) Please wait until the Board President calls you to the microphone to speak. Unless recognized by the Board President, members of the public are requested to refrain from comment so as not to disrupt the Board's business.

(e) Under the provisions of the Brown Act, the Board is prohibited from taking action on oral requests not listed on the Agenda but the Board may refer the matter to staff or to a subsequent meeting.

5. **Board Member Reports and Comments**

Individual Board members may wish to share information about topics not on the agenda, report on committee activities, or request items on a future agenda.

ACTION SESSION

A. **Approve Routine Action Items by Consent**

Administration recommends the Board approve/adopt Routine Action Items A 1-7 as printed.

* 1. Approve Minutes of September 2, 2003 Regular Meeting

* 2. Disbursement Orders (Mrs. Lauzon)

* 3. Purchase Orders (Mrs. Lauzon)

* 4. Payroll Report (Mrs. Lauzon)

* 5. Agreements (Mr. Duchon)

* 6. Approve Change Order #1 - Construction of Glen Avon High School (Mr. Duchon)

Change Order #1 in the amount of $112,312.85 for the Glen Avon High School construction project is submitted for the Board's review and approval. This change order will increase the total amount of the project by $112,312.85, or from $44,952,513.94 to $45,064,826.79. The supporting documents contain a copy of the Change Order Summary. The contracts listed below are modified as follows:

Contract #	Category	Contractor	Change Order Amount
C20133	2	Kern Steel	$ (95,001.00)
C20145	5	ASR Construction	27,274.00
C20156	6	Kreshmar	123,710.79
C20175	9	Lozano	11,239.61
C20162	11	Alcal	1,570.00
C20165	15	Standard	21,961.00
C20166	23	Yamada	2,800.00
C20150	29	Alpha Mechanical	19,234.00
C20158	30	Air Ex AC, Inc.	8,500.00
C20152	31	RIS Electric	(5,835.55)
Total Change Order Amount			**$112,312.85**

Administration recommends approval of Change Order #1 for the Glen Avon High School construction project for an additional $112,312.85, which brings the project total to $45,064,826.79.

* 7. Adopt Resolution #2004/12, Appropriations Limit to Article XIIIB of the California State Constitution (Mr. Duchon)

In November of 1979, California voters adopted Proposition 4, commonly called the Gann amendment. This amendment was incorporated into the State Constitution as Article XIIIB. It requires all public agencies, including school districts, to compute an appropriations limit each year, based on a formula provided by the State. The District limit changes each year, depending on increases in pupil attendance and the Consumer Price Index.

On October 7, 2002, the Board approved the calculation of the 2002-2003 appropriations limit based on estimated revenue and pupil attendance. At this time, the District is required to submit to the State for recalculation for 2002-2003, based on actual figures, and a calculation for 2003-2004, based on budget projections.

These appropriation limits, also known as the "Gann Limit," have to do with how much tax money the State may appropriate. They do not affect the amount of money the District may spend. The 2002-2003 appropriations for Jurupa Unified School District was recalculated and decreased from $90,642,366 to $90,580,567; the 2003-2004 appropriations limit for Jurupa Unified School District is $92,802,720. Calculations are shown in the supporting documents.

Administration recommends the Board adopt Resolution #2004/12, Appropriations Limits for 2002-2003 and 2003-2004

* B. **Approve Actual Revenue and Expenditures for 2002/03** (Mr. Duchon)

Part of the process required for the preparation of the 2003/04 budget involved estimating what the total revenue and expenditures would be for 2002/03. This estimate resulted in a projected Ending Balance for 2002/03, which became the Beginning Balance for 2003/04, an important component in budget development. The estimated figures were shown on the SACS 2003-Form 01 budget document, which the Board approved on June 16, 2003.

The 2002/03 fiscal year is now over and all of the actual revenue and expenditure amounts are available. These figures, referred to as the 2002/03 Unaudited Actuals, are included in the supporting documents. The major differences between the budget estimates and the unaudited actuals are as follows:

Revenue

Estimated	134,577,394
Actual	133,049,296
Difference	(1,528,098)

The difference is comprised of increases in Revenue Limit funding ($140,042) and Special Education funding; offset by adjustments in Categorical funding ($-1,582,389).

Expenditures Plus Other Sources and Uses

Estimated	135,834,285
Actual	133,852,554
Difference	1,981,731

Overall expenditures were decreased by $1,981,731. The difference is comprised of the savings realized by the district as a result of freezing expenditures on non-essential items districtwide and lower than anticipated expenditures for School Operation Allocation, Donations, Governor's Performance Grants, and Categorical Programs. Balances remaining for School Operation Allocations, Donations, Site Grants, Governor's Performance Grants, and Categorical Programs are carried over to be expended in 2003/04.

Ending Balance

These adjustments to revenue and expenditures change the 2002/03 Ending Balance as shown below:

	Estimated	Actual	Difference
TOTAL ENDING BALANCE	$8,744,262	$9,197,893	$453,631
UNRESTRICTED			
Economic Uncertainties	5,887,445	6,040,084	152,639
Supply Alloc./Donation Carryover	166,632	195,202	28,570
Site Grant Carryover	77,356	72,788	(4,568)
Governor's Perf. & Bonus Awards	624,324	604,906	(19,418)
Health & Welfare Carryover	140,993	142,645	1,652
Stores/Revolving Cash	290,110	285,365	(4,745)
Total Unrestricted	**7,186,860**	**7,340,990**	**154,130**

RESTRICTED			
Legally Restricted Carryover for Categorical Programs such as: GATE, Instructional Materials, 10th Grade Counseling, School Safety & Violence Prevention,etc.	1,557,402	1,856,903	299,501
Total Restricted	**1,557,402**	**1,856,903**	**299,501**

The changes discussed above result in an increase in the Total Ending Balance of $453,631. The unrestricted portion of the Ending Balance increased $154,130. This reflects an increase of $1,491 in the carryover balances along with an increase of $152,639 to the Unrestricted Reserve. The restricted portion of the Ending Balance increased by $299,501 and offsetting expenditures have been adjusted.

Administration recommends that the Certification of the Actual Revenue and Expenditures be approved by the Board and that the SACS 2003 report, which is included in the supporting documents, be filed with the County Office of Education.

* C. **Approve Revisions to the 2003/04 Budget** (Mr. Duchon)

Education Code Section 42127 requires that within 45 days after the Governor signs the annual Budget Act, the school district shall make available for public review any revisions in revenues and expenditures that have been made to its budget to reflect the funding made available by the Budget Act.

Governor Davis signed the 2003/2004 State Budget Act on August 2, 2003. The supporting documents include a revised budget document, which includes budget revisions that should be made at this time in order to reflect funding made available by the State Budget. Also included are expenditure revisions and Beginning Balance adjustments from the 2002/03 Unaudited Actuals.

A brief summary of the 2003/2004 State Budget provisions and their impact on our 2003/2004 Budget is provided below.

I. **Revenue Limit Funding – $90,021 Increase**

COLA and Deficiency Factor – The State Budget provides for a 1.86% COLA with a 98.174% deficit factor, which results in a –0- COLA. Our 2003/2004 Budget included a 0.0% COLA, with a deficit factor of 0.0%.

PERS Reduction Buy Out – The State Budget includes $35 million in funding for PERS Reduction Buy Out. This provides an additional $90,021 in revenue to the District. When the District Budget was adopted we anticipated that this item would not be funded.

II. **Other Revenue Adjustments**

Categorical Programs – Funding is continued for 2003/2004 at last years level, with 0.0% COLA. Actual dollars are still unknown at this time for many of these programs. When entitlement letters are received budget revisions will be submitted to the Board for update and approval.

III. **Expenditure Adjustments - $ 227,520 Increase**

Included in this revised budget are adjustments for expenditure items that were higher than anticipated in the adopted budget. The increase is comprised of costs for crossing guards, tuition for students assigned to the West County Elementary Program, personnel requests (hourly and peak-load), one-on-one aides for Special education students assigned to County programs and adjustments to categorical programs for carryover funds.

2003/04 Budget Summary

The beginning balance has been adjusted by the amount reported in the unaudited actuals, which are included in this board agenda. In summary, as a result of these budget adjustments, the District's Unrestricted Reserve has increased by $21,376 to a total of $4,021,580 or 3.02%. It is important to note that 2002/2003 salary negotiations for Classified and Management/Confidential have not been completed at this time.

It is apparent from the information we have received regarding the State's economy and the 2003/2004 State Budget that this year's budget was balanced with many one-time temporary solutions. It is anticipated that next year may be just as difficult with an estimated $7 -$8 billion deficit. The State Budget includes legislation that permits the Governor to make mid-year budget reductions without legislative approval. In addition, the recall election raises even greater uncertainty over who the Governor will be after October and what measures might be taken mid-year in order to make further budget reductions to bring the State Budget into balance. The Business Office will continue to monitor the budget and advise the Board accordingly during the course of the school year.

Administration recommends the Board approve the 2003/2004 Budget Revisions as presented.

** D. **Approve 2003-04 School Plan for Mira Loma Middle School** (Ms. Moreno)

Schools receiving categorical funds covered through the Consolidated Application Process are required to design programs for the use of these funds. The school plan for Mira Loma Middle School has been updated to reflect information regarding student achievement and changes in priorities. A copy of their school-based coordinated plan has been presented to Board members. All other school plans were approved at the August 3, 2003 Board meeting.

Administration recommends that the Board approve the 2003-2004 school plan for Mira Loma Middle School.

E. **Approve Architect Selection for Measure C Projects for Elementary School #18 and Elementary School #19** (Mr. Duchon)

As part of the ongoing Measure C projects, interviews were conducted with seven architectural firms on May 8-9, 2003 to develop plans and specifications for the design of Elementary Schools #18 and #19. Elementary School #19 would be located in a development planned by the Lewis Co. on the northeast corner of Hamner and Bellegrave. The selection criteria took into consideration such factors as technical competence, design ability, staffing capabilities, ability to provide support with applications at the State, program responsiveness, location of firm, cost control, and client references.

Interviews were conducted with Higginson & Cartozian Architects, Redlands; Perkins & Will Architects, Los Angeles; WLC Architects, Rancho Cucamonga; NTD Architects, Carlsbad; HMC Architects, Ontario; Ruhnau, Ruhnau Architects, Riverside, and Concordia Design, Inc., Pasadena. The interview panel selected WLC Architects, Rancho Cucamonga, to perform the architectural services for Elementary School #18 and Concordia Design, Inc. to perform the architectural services for Elementary School #19.

Administration recommends the Board authorize the selection of WLC Architects to develop plans and specifications for Elementary School #18 and Concordia Design, Inc., to develop plans and specifications for Elementary School #19.

F. **Award Bid #04/01L – Measure C, Phase II, Camino Real Bus Loop, Sunnyslope Elementary and Sky Country Elementary Parking Lot Expansions** (Mr. Duchon)

At the August 4, 2003 meeting, the Board authorized Administration to advertise and solicit bids for Bid 04/01L, Camino Real Bus Loop, and Sunnyslope Elementary and Sky Country Elementary parking lot expansions. Bids were received and opened on August 27, 2003, 2:00 p.m. at the Jurupa Unified School District Administration Building.

Bid proposals were received from five (5) bidders as outlined below:

Nelson Paving	$284,499.00
Mission Paving	279,800.00
Pacific Asphalt	279,580.00
Terra Pave, Inc.	314,155.00
Wheeler Paving, Inc.	227,734.00

Administration recommends the Board award Bid #04/01L, Measure C, Phase II, Camino Real Bus Loop, and Sunnyslope Elementary and Sky County Elementary parking lot expansions to Wheeler Paving Inc., in the amount of $227,734.00.

G. **Approve Extension of Contract for Rubbish and Recycling Services District-wide for Fiscal Year 2003/2004** (Mr. Duchon)

On September 7, 1999, the Board awarded Bid #00/01L, Rubbish and Recycling Services District-wide to International Rubbish Services of Riverside, California. The contract number assigned to the Bid was C-20022.

In March 2003, International Rubbish Services of Riverside was purchased by USA Waste of California, Inc. d.b.a. Waste Management of the Inland Empire. Waste Management of the Inland Empire assumed all the terms and conditions of the contract.

The initial term of the contract was for one year, October 1, 1999 through September 30, 2000, with four (4) additional twelve-month extensions. The final contract extension will expire on September 30, 2004.

Administration recommends the Board approve the final contract extension of Contract C-20022 to Waste Management of the Inland Empire for the period October 1, 2003 through September 30, 2004.

H. **Approve Selection of Construction Management Firm for Measure C Projects**(Mr. Duchon)

As part of the ongoing Measure C projects, interviews were conducted on May 9, 2003 with four (4) construction management firms to provide services for the construction and reconstruction of school facilities within the Jurupa Unified School District. The selection criteria took into consideration such factors as responsiveness to RFQ, professional reputation of firm, client references, proven experience related to project/construction management responsibilities, fee competitiveness, and overall results of the qualifications based selection process.

Interviews were conducted with Neff Construction, WLC Construction Managers, Tilden-Coil Constructors, and Erickson-Hall Construction Management. The interview panel selected Tilden-Coil Constructors to perform construction management services for the construction and reconstruction of school facilities within the Jurupa Unified School District.

Administration recommends the Board authorize the selection of Tilden-Coil Constructors to provide construction management services for the construction and reconstruction of school facilities within the District.

* I. **Adopt Resolution #2004/11, Authorizing the Annexation of Territory to Community Facilities District No. 3** (Mr. Duchon)

At the April 15, 2002 Board of Education Meeting, Resolution Nos. 02/46 through 02/48 were passed, which established Community Facilities District No. 3 (CFD No. 3). It is now necessary that certain parcels of the property be annexed to the CFD in order that they may be developed and receive the benefit of the facilities, which will be financed with the proceeds of the bonds of CFD No. 3.

Administration recommends that the Board approve Resolution #2004/11, Authorizing the Annexation of Territory to Community Facilities District No. 3.

* J. **Approve Personnel Report #5** (Mr. Edmunds)

Administration recommends approval of Personnel Report #5 as printed subject to corrections and changes resulting from review in Closed Session.

K. **Review Information Reports**

* a. Review 2003/2004 Adopted Budget (Mr. Duchon)

The District recently received confirmation from the Riverside County Office of Education that the District's 2003/2004 adopted budget was approved as submitted. A copy of the letter from the County Office is included in the supporting documents. Information only.

ADJOURNMENT

JURUPA UNIFIED SCHOOL DISTRICT
RIVERSIDE, CALIFORNIA

MINUTES OF THE REGULAR MEETING
TUESDAY, SEPTEMBER 2, 2003

OPEN PUBLIC SESSION

CALL TO ORDER	President Adams called the Regular Meeting of the Jurupa Unified School District Board of Education to order at 5:00 p.m. on Tuesday, September 2, 2003, in the Board Room at the Education Center, 4850 Pedley Road, Riverside, California.
ROLL CALL	Members of the Board present were: **Mrs. Carolyn Adams, President** **Mrs. Mary Burns, Clerk** **Mr. John Chavez, Member** **Mr. Sam Knight, Member**
STAFF PRESENT	Staff Advisers present were: **Mr. Rollin Edmunds, Superintendent** **Mr. Elliott Duchon, Deputy Superintendent** **Mr. Paul Jensen, Director of Secondary Education** **Dr. Ellen Kinnear, Director of Elementary Education** **Ms. Pam Lauzon, Director of Business Services** **Ms. Lucinda Sheppy, Administrator Student Services/Standards/Accountability**
	HEARING SESSION
PUBLIC VERBAL COMMENTS	President Adams opened the Public Verbal Comments session for members of the public to address the Board concerning matters on the Agenda for Closed Session. There were no comments from the public.
ADJOURN TO CLOSED SESSION	PRESIDENT ADAMS ADJOURNED THE BOARD TO CLOSED SESSION IN THE BOARD CONFERENCE ROOM FOR THE FOLLOWING PURPOSES: TO DISCUSS ITS POSITIONS REGARDING ANY MATTER WITHIN THE SCOPE OF REPRESENTATION AND INSTRUCTING ITS DESIGNATED REPRESENTATIVES FOR NEGOTIATIONS WITH EMPLOYEE GROUPS; PUBLIC EMPLOYEE DISCIPLINE/ DISMISSAL / REASSIGNMENT / RECLASSIFICATION/ RELEASE/ NONRENEWAL / RESIGNATION / RETIREMENT / SUSPENSION, AND APPOINTMENT TO THE FOLLOWING POSITION: ASSISTANT SUPERINTENDENT PERSONNEL SERVICES, AND STUDENT DISCIPLINE CASES #04-002, #04-003, #03-160, #03-198, #01-028, #01-071, #01-143, #02-050, #-02-110, #02-144, #02-150, #02-153, #02-168, #02-177, #03-019, #03-036, #03-049, #03-053, #03-127, #96-082, 00-034, #01-062, #02-179, #03-017, #03-035, #03-046, #03-064, #02-070, #03-149, #03-164, #03-128, #03-203, #03-068, #03-091, #03-132, #03-140, #03-162, #03-166, #03-191, #03-192, #03-205, #03-069, #03-136, #03-145, #03-150, #03-154, #03-155, #03-171, #03-189, #03-196, #03-210. At 5:01 p.m., the Board recessed to Closed Session in the Board Conference Room. At 6:43 p.m., the Board adjourned from Closed Session.
CALL TO ORDER	At 7:00 p.m., President Adams called the meeting to order in Public Session.
ROLL CALL BOARD	President Adams, Mrs. Burns, Mr.Knight, Mr. Chavez
FLAG SALUTE	President Adams led the audience in the Pledge of Allegiance.
INSPIRATIONAL COMMENT	President Adams called for a Moment of Silence in memory of 5th grade Camino Real Elementary School student, Nico Ugalde. Following a Moment of Silence, President Adams provided an Inspirational Comment.

A-1 Pg. 1

	COMMUNICATIONS SESSION
INTRODUCE BOARD CANDIDATES - TRUSTEE AREA 1	The Superintendent introduced Trustee Area 1 Board of Education candidates for the November 4, 2003 election: Mr. Robert Craig (absent); Mr. Chuck Dunn (present), and Mr. Michael Rodriguez (present).
ADOPT RES. #2004/10 PATRIOT DAY SEPTEMBER 11, 2003	MRS. BURNS MOVED THE BOARD ADOPT RESOLUTION #2004/10, IN SUPPORT OF PATRIOT DAY, SEPTEMBER 11, 2003. MR. KNIGHT SECONDED THE MOTION, WHICH CARRIED UNANIMOUSLY, 4-0.
ACCEPT DONATIONS -Motion #43	MR. KNIGHT MOVED THE BOARD ACCEPT THE DONATIONS LISTED WITH LETTERS OF APPRECIATION SENT: 70 NOTEBOOK BINDERS WITH AN APPROXIMATE VALUE OF $150.00 FROM UNION BANK OF CALIFORNIA (GLEN AVON BRANCH) FOR STUDENTS AT INA ARBUCKLE ELEMENTARY SCHOOL; A 1991 FORD CREW CAB LONG BED TRUCK VALUED AT $5,935.00 FROM THE RUBIDOUX HIGH SCHOOL FFA BOOSTER CLUB FOR THE SCHOOL'S FFA PROGRAM; SEVEN GUARD SABERS VALUED AT $1,500.00 FROM MR. BOB WATSON AND THE RUBIDOUX HIGH SCHOOL DELTA ALLIANCE CORPS PARENT BOOSTERS FOR THE DELTA ALLIANCE CORPS. MR. CHAVEZ SECONDED THE MOTION, WHICH CARRIED UNANIMOUSLY, 4-0.
DECLINE CSBA DIRECTOR-AT-LARGE NOMINATION	THE BOARD DECLINED SUBMITTAL OF A NOMINATION FOR THE CSBA DIRECTOR-AT-LARGE AMERICAN INDIAN AND BLACK.
DECLINE SCHOOL DISTRICT ORGANIZATION NOMINATION	THE BOARD DECLINED SUBMITTAL OF A NOMINATION FOR THE 2003 ELECTION OF MEMBERS TO THE RIVERSIDE COUNTY COMMITTEE ON SCHOOL DISTRICT ORGANIZATION.
ADMINISTRATIVE REPORT STATUS OF THE DISTRICT	The Superintendent reported that as the 2003/04 school year opens on Thursday, September 4, 2003, the District is anticipating 20,774 students with an operating budget of $137 million. School sites are staffed with 953 certificated staff members and 1,024 classified staff members. The newly restructured Education Services team has been meeting with site administrators to discuss goals and accomplishments as well as provide information on available resources to accomplish those goals. He stated that the focus for this school year is on writing, reading, and mathematics and continuing with a comprehensive staff development program. The Superintendent noted that during the summer months the Maintenance Department was busy installing 12 portable restrooms at various sites and working on minor repair projects, and the Transportation Department is ready with the District's bus fleet to transport students on the first day of school. He noted that another focus for this school year is on parent involvement and making the community an important part of each school's success.
PUBLIC VERBAL COMMENTS	President Adams opened the Public Verbal Comments session. There were no comments from the public.
BOARD MEMBER COMMENTS	Mr. Knight acknowledged his willingness to participate in any efforts to support the District's focus on student achievement; meet the needs of the community, or work with his colleagues on the Board. He commended the three individuals running in the upcoming Board of Education election to fill the vacancy in Trustee Area 1. Mr. Knight commended staff for working collaboratively to educate the District's students. Mrs. Burns thanked various school district personnel and local dignitaries for attending the Jurupa Mountains Cultural Center ceremony to mount the mammoth on the mountain overlooking Jurupa. Mr. Chavez stated that he attended several band booster meetings concerning the resignation of Band Director, Mr. Charles Gray. He expressed concern that students and parents were heartbroken over this loss and there was no one at the band booster meetings to represent the School District or Rubidoux High School. However, he related several issues raised by the band boosters to the Interim Assistant Superintendent Personnel, Mrs. Ellen French, for follow-up.

A-1 Pg. 2

BOARD MEMBER COMMENTS (Continued)	Mr. Chavez recognized Youth Opportunity students and staff for their involvement in the arts program on August 27, 2003 in the Board Room. Mrs. Adams thanked Mr. Chavez for being present at the band booster meetings. She attended several events including the mounting of the mammoth ceremony at the Jurupa Mountains Cultural Center, the District's Management Retreat, the New Teacher Reception held in the Board Room, and a conference at the Mission Inn regarding *No Child Left Behind* guidelines. Mrs. Adams plans to visit several school sites on the first day of school.
	ACTION SESSION
APPROVE ROUTINE ACTION ITEMS A 1-12 WITH SEPARATE ACTION ON ITEM A-2 -MOTION #44	MRS. BURNS MOVED THE BOARD APPROVE ROUTINE ACTION ITEMS A 1-12 AS PRINTED WITH SEPARATE ACTION ON AGENDA ITEM A-2 PAGES 3, 4, AND 5 as per the request of Mr. Chavez: (1) APPROVE MINUTES OF AUGUST 4, 2003 REGULAR MEETING; (2) DISBURSEMENT ORDERS; (3) PURCHASE ORDERS; (4) AGREEMENTS; (5) 2003/04 DISCIPLINE COMMITTEE; (6) STUDENT DISCIPLINE HANDBOOK; (7) REJECTION OF CLAIM ON BEHALF OF MARISSA GARCIA; (8) AUTHORIZED AGENTS FOR BUSINESS FUNCTIONS; (9) ADDITION OF SURPLUS SALE ITEMS TO RESOLUTION #2004/01; (10) REGULATION 6002, 2003/04 DAILY SCHOOL SCHEDULE; (11) NON-ROUTINE FIELD TRIP REQUEST FOR 27 MEMBERS OF THE JURUPA VALLEY HIGH CHAMBER SINGERS TO TRAVEL TO HIGHLAND SPRINGS RESORT IN BEAUMONT SEPTEMBER 5-6, 2003 TO PARTICIPATE IN REHEARSALS FOR THE 2003-04 SCHOOL YEAR; NON-ROUTINE FIELD TRIP REQUEST FOR 55 JURUPA VALLEY STUDENTS TO TRAVEL TO BIG BEAR LAKE SEPTEMBER 12-14, 2003 TO ATTEND A MUSIC AND PERFORMANCE CAMP. MR. KNIGHT SECONDED THE MOTION. Mr. Chavez stated his reason for requesting a separate vote on Routine Action Items A-2 PAGES 3, 4, AND 5; he is questioning several expenses listed. The first expense, Chevron USA Gasoline, on Agenda Item A-2, Page 3, should include more detail to explain who is using the gasoline card. The Deputy Superintendent responded that the charge is from the Agriculture Department; the Galaxy business system has limited space for how an expense is listed, and the budget code explains where the charge is from. Mr. Chavez questioned ACSA administrative conference charges on Agenda Item A-2, pages 3-5, indicating that through a motion by the School Board concerning administrative travel, Mr. Elliott Duchon should not be reimbursed for travel expenses. The Deputy Superintendent responded that the motion allowed conference attendance at the discretion of the Superintendent as long as it relates to School District business or a requirement of a program. He noted that conference reimbursement listed under his name was to attend a State Allocation Board meeting, relating to district business. Mr. Chavez disagreed with how the motion appeared in the March 17, 2003 minutes and indicated that perhaps the Superintendent doctored the minutes to read as Mr. Duchon had stated. His recollection was a discussion following the original motion, and the motion was not amended as it was reflected in the minutes. The Deputy Superintendent, the Superintendent, and Mr. Knight all stated that their recollection of the motion is how it appears in the March 17, 2003 minutes. The Superintendent stated that any further discussion on this matter could pose a violation since the topic of discussion is not on the Agenda. Mrs. Burns asked for the District's parliamentarian to respond. The Deputy Superintendent stated that the Business Office was advised of the Board's motion concerning administrative conference expenses and are acting accordingly by reimbursing administrators for conference expenses related to school district business following review by the Superintendent. Mrs. Adams reviewed that the Board voted for staff to continue to attend conferences following review of the Superintendent to ensure that each conference is related to school district business. President Adams clarified for Mr. Chavez that the vote on this item is for Routine Action Items A 1-12 with a separate vote on Agenda Item A-2, pages 3, 4, and 5. A VOTE WAS TAKEN, WHICH CARRIED UNANIMOUSLY, 4-0.

A-1 pg. 3

SEPARATE VOTE ON ROUTINE ACTION ITEM A-2, PAGES 3, 4, 5 -Motion #45	MR. CHAVEZ MOVED THE BOARD DENY PAYMENT ON THOSE ITEMS THAT HE SPOKE ON. THE MOTION DIED FOR LACK OF A SECOND. MR. KNIGHT MOVED THE BOARD APPROVE ROUTINE ACTION ITEM A-2, PAGE 3, 4, AND 5. MRS. BURNS SECONDED THE MOTION, WHICH CARRIED 3-1, NAYE, MR. CHAVEZ.
DENY REINSTATEMENT OF 2 NURSING POSITIONS -MOTION #46	The Superintendent recommended not reinstating the two nursing positions that were eliminated during difficult financial times. His recommendation is based on the State Budget that has not provided additional revenue to K-12 education to warrant such a decision and there remains significant uncertainty for the current and subsequent fiscal years. The Superintendent referred to a comparison chart in the supporting documents indicating that the District is in line with other school districts in terms of nurse to student ratios. Further, with the addition of Health Care Aides, this provides significant support to the District's students if they experience a health related problem. MR. KNIGHT MOVED THE BOARD NOT REINSTATE THE TWO NURSING POSITIONS THAT HAVE BEEN ELIMINATED AT THIS TIME. MRS. BURNS SECONDED THE MOTION. During the Board's discussion of this matter, the Superintendent noted for Mrs. Burns that Health Care Aides work three hours per day at each school in the District and their work during those hours is dedicated to the health of students. Mr. Chavez stated that he opposed the elimination of the nursing positions; he felt this would open up the District to additional liability, and there should be a way to identify funding to keep these two positions in place. Mrs. Burns pointed out that in a medical emergency, staff would call 911 emergency services; there are six nurses in the District, not four, and the District has hired 24 Health Care Aides to provide health support for students. Mr. Knight focused on the solvency of the District; compared to other school districts, Jurupa ranks well in the nurse to student ratio. He noted that the District is concerned about the safety of students; they appreciate the work of school nurses; however, being financially responsible is of great concern as well. Mr. Chavez stated that as an elected official he has the right to question decisions and hold the District accountable for recommendations that are being made, and he is not supportive of this decision. Mrs. Adams stated that she comes to each Board meeting prepared, with her questions answered prior to the meeting, to determine whether or not a decision is fiscally possible. If funds become available at a later date, she felt that the positions would be considered for reinstatement. A VOTE WAS TAKEN, WHICH CARRIED 3-1, NAYE, MR. CHAVEZ.
DENY PAYMENT OF CSBA RELATED EXPENSES -MOTION #47	The Superintendent indicated that controversy remains regarding reimbursement of CSBA Delegate Assembly expenses. MR. KNIGHT MOVED THE BOARD APPROVE FOR THE DISTRICT NOT TO PAY FOR CSBA DELEGATE ASSEMBLY EXPENSES RELATED TO TRAVEL, HOTEL, OR MEALS. MRS. BURNS SECONDED THE MOTION, WHICH CARRIED 3-1, NAYE, MR. CHAVEZ.
APPROVE 2003/04 ADULT EDUCATION COURSE OFFERINGS MOTION #48	The Director of Secondary Education, Mr. Paul Jensen, presented for approval the 2003/04 Adult Education Course offerings as listed in the supporting documents. MRS. BURNS MOVED THE BOARD APPROVE THE 2003/04 ADULT EDUCATION PROGRAM COURSE OFFERINGS. MR. KNIGHT SECONDED THE MOTION, WHICH CARRIED UNANIMOUSLY, 4-0.
ACCEPT SCHOOL COMMUNITY POLICING PARTNERSHIP GRANT AWARD -MOTION #49	The Administrator of Student Services, Standards, and Accountability, Ms. Lucinda Sheppy, recommended acceptance of the $311,287 grant award to provide a middle school resource officer to mentor selected middle school students. MR. KNIGHT MOVED THE BOARD ACCEPT THE SCHOOL COMMUNITY POLICING PARTNERSHIP GRANT FUNDS. MRS. BURNS SECONDED THE MOTION, WHICH CARRIED UNANIMOUSLY, 4-0.
APPROVE SOLICITATION OF BIDS OFF-SITE STREET IMPROVEMENTS GLEN AVON HIGH MOTION #50	The Deputy Superintendent requested approval to solicit bids for off-site street improvements for Glen Avon High since the District is serving as the agent for the County of Riverside as per the Cooperative Agreement previously approved by the Board. MR. KNIGHT MOVED THE BOARD APPROVE ADVERTISEMENT AND SOLICITATION OF BIDS FOR OFF-SITE STREET IMPROVEMENTS FOR GLEN AVON HIGH SCHOOL. MRS. BURNS SECONDED THE MOTION, WHICH CARRIED UNANIMOUSLY, 4-0.

A-1
pg. 4

ACT ON 1 DISCIPLINE CASE EXPULSION/SUSPENDED EXPULSION #04-002 -MOTION #51	The Superintendent requested the Board to accept Hearing Panel recommendations for the discipline cases listed. MRS. BURNS MOVED THE BOARD ACCEPT THE FINDINGS OF FACT AND CONCLUSIONS OF LAW SUBMITTED BY THE ADMINISTRATIVE HEARING PANEL FOR THE DISCIPLINE CASES LISTED INCLUDING DISCIPLINE CASE #04-002 AS FOLLOWS: EXPEL THE PUPIL IN DISCIPLINE CASE **#04-002** FOR VIOLATION OF EDUCATION CODE SECTIONS 48900 (B), (J), (K) AND 48915 (A2), (B), (E) FOR THE FALL SEMESTER 2003 AND SPRING SEMESTER 2004. HOWEVER, ENFORCEMENT OF THE EXPULSION IS SUSPENDED FOR THE SPRING SEMESTER 2004 AND THE STUDENT IS PLACED ON SCHOOL PROBATION. THE PUPIL IS ASSIGNED TO THE COMMUNITY DAY SCHOOL, OPERATED AT THE DISTRICT LEARNING CENTER, FOR THE FALL SEMESTER 2003. THIS CASE SHALL BE REVIEWED IN JANUARY FOR EDUCATIONAL PLACEMENT, FOR THE SPRING SEMESTER 2004 AND REVIEWED FOR POSSIBLE REINSTATEMENT TO THE JURUPA UNIFIED SCHOOL DISTRICT ON OR BEFORE JUNE 7, 2004. MR. KNIGHT SECONDED THE MOTION, WHICH CARRIED UNANIMOUSLY, 4-0.
ACT ON 1 DISCIPLINE CASE EXPULSION #04-003 -MOTION #52	MR. KNIGHT MOVED THE BOARD EXPEL THE PUPIL IN DISCIPLINE CASE **#04-003** FOR VIOLATION OF EDUCATION CODE SECTIONS 48900 (H), (J), (K), AND 48915 (E) FOR THE FALL SEMESTER 2003 AND SPRING SEMESTER 2004. THE PUPIL IS ASSIGNED TO THE COMMUNITY DAY SCHOOL, OPERATED AT THE DISTRICT LEARNING CENTER FOR THE PERIOD OF THE EXPULSION ORDER. THIS CASE SHALL BE REVIEWED FOR POSSIBLE READMISSION TO THE JURUPA UNIFIED SCHOOL DISTRICT ON OR BEFORE JUNE 7, 2004. MRS. BURNS SECONDED THE MOTION, WHICH CARRIED UNANIMOUSLY, 4-0.
ACT ON 2 DISCIPLINE CASES REINSTATEMENT #03-160 & #03-198 -MOTION #53	MR. KNIGHT MOVED THE BOARD REINSTATE THE PUPIL IN DISCIPLINE CASE **#03-160** TO THE SCHOOLS OF THE JURUPA UNIFIED SCHOOL DISTRICT AND REINSTATE THE PUPIL IN DISCIPLINE CASE **#03-198** TO THE SCHOOLS OF THE JURUPA UNIFIED SCHOOL DISTRICT. MRS. BURNS SECONDED THE MOTION, WHICH CARRIED UNANIMOUSLY, 4-0.
ACT ON 13 DISCIPLINE CASES – READMISSION -MOTION #54	MR. KNIGHT MOVED THE BOARD READMIT THE PUPIL IN DISCIPLINE CASE **#01-028** TO THE SCHOOLS OF THE JURUPA UNIFIED SCHOOL DISTRICT; READMIT THE PUPIL IN DISCIPLINE CASE **#01-071** TO THE SCHOOLS OF THE JURUPA UNIFIED SCHOOL DISTRICT; READMIT THE PUPIL IN DISCIPLINE CASE **#01-143** TO THE SCHOOLS OF THE JURUPA UNIFIED SCHOOL DISTRICT; READMIT THE PUPIL IN DISCIPLINE CASE **#02-110** TO THE SCHOOLS OF THE JURUPA UNIFIED SCHOOL DISTRICT; READMIT THE PUPIL IN DISCIPLINE CASE **#02-144** TO THE SCHOOLS OF THE JURUPA UNIFIED SCHOOL DISTRICT; READMIT THE PUPIL IN DISCIPLINE CASE **#02-150** TO THE SCHOOLS OF THE JURUPA UNIFIED SCHOOL DISTRICT; READMIT THE PUPIL IN DISCIPLINE CASE **#02-153** TO THE SCHOOLS OF THE JURUPA UNIFIED SCHOOL DISTRICT; READMIT THE PUPIL IN DISCIPLINE CASE **#02-168** TO THE SCHOOLS OF THE JURUPA UNIFIED SCHOOL DISTRICT; READMIT THE PUPIL IN DISCIPLINE CASE **#02-177** TO THE SCHOOLS OF THE JURUPA UNIFIED SCHOOL DISTRICT; READMIT THE PUPIL IN DISCIPLINE CASE **#03-019** TO THE SCHOOLS OF THE JURUPA UNIFIED SCHOOL DISTRICT; READMIT THE PUPIL IN DISCIPLINE CASE **#03-036** TO THE SCHOOLS OF THE JURUPA UNIFIED SCHOOL DISTRICT; READMIT THE PUPIL IN DISCIPLINE CASE **#03-049** TO THE SCHOOLS OF THE JURUPA UNIFIED SCHOOL DISTRICT; READMIT THE PUPIL IN DISCIPLINE CASE **#03-127** TO THE SCHOOLS OF THE JURUPA UNIFIED SCHOOL DISTRICT. MRS. ADAMS SECONDED THE MOTION, WHICH CARRIED 3-0; ABSTAIN, MRS. BURNS.
ACT ON 10 DISCIPLINE CASES – DENIED READMISSION -MOTION #55	MR. KNIGHT MOVED THE BOARD DENY READMISSION OF THE PUPIL IN DISCIPLINE CASE **#96-082** TO THE SCHOOLS OF THE JURUPA UNIFIED SCHOOL DISTRICT; DENY READMISSION OF THE PUPIL IN DISCIPLINE CASE **#00-034** TO THE SCHOOLS OF THE JURUPA UNIFIED SCHOOL DISTRICT; DENY READMISSION OF THE PUPIL IN DISCIPLINE CASE **#01-062** TO THE SCHOOLS OF THE JURUPA UNIFIED SCHOOL DISTRICT; DENY READMISSION OF THE PUPIL IN DISCIPLINE CASE **#02-050** TO THE SCHOOLS OF THE JURUPA UNIFIED SCHOOL DISTRICT; DENY READMISSION OF THE PUPIL IN DISCIPLINE CASE **#02-179** TO THE SCHOOLS OF THE JURUPA UNIFIED SCHOOL DISTRICT;

A-1 pg.5

ACT ON 10 DISCIPLINE CASES – DENIED READMISSION -MOTION #55 (Continued)	DENY READMISSION OF THE PUPIL IN DISCIPLINE CASE **#03-017** TO THE SCHOOLS OF THE JURUPA UNIFIED SCHOOL DISTRICT; DENY READMISSION OF THE PUPIL IN DISCIPLINE CASE **#03-035** TO THE SCHOOLS OF THE JURUPA UNIFIED SCHOOL DISTRICT; DENY READMISSION OF THE PUPIL IN DISCIPLINE CASE **#03-046** TO THE SCHOOLS OF THE JURUPA UNIFIED SCHOOL DISTRICT; DENY READMISSION OF THE PUPIL IN DISCIPLINE CASE **#03-053** TO THE SCHOOLS OF THE JURUPA UNIFIED SCHOOL DISTRICT; DENY READMISSION OF THE PUPIL IN DISCIPLINE CASE **#03-064** TO THE SCHOOLS OF THE JURUPA UNIFIED SCHOOL DISTRICT. MRS. ADAMS SECONDED THE MOTION, WHICH CARRIED 3-0; ABSTAIN, MRS. BURNS.
ACT ON 3 DISCIPLINE CASES ADMISSION APPROVED - MOTION #56	MR. KNIGHT MOVED THE BOARD ADMIT THE PUPIL IN DISCIPLINE CASE **#02-070** TO THE SCHOOLS OF THE JURUPA UNIFIED SCHOOL DISTRICT; ADMIT THE PUPIL IN DISCIPLINE CASE **#03-149** TO THE SCHOOLS OF THE JURUPA UNIFIED SCHOOL DISTRICT; ADMIT THE PUPIL IN DISCIPLINE CASE **#03-164** TO THE SCHOOLS OF THE JURUPA UNIFIED SCHOOL DISTRICT. MRS. ADAMS SECONDED THE MOTION, WHICH CARRIED UNANIMOUSLY, 3-0; ABSTAIN, MRS. BURNS.
ACT ON 2 DISCIPLINE CASES DENIED ADMISSION - MOTION #57	MRS. BURNS MOVED THE BOARD DENY ADMISSION OF THE PUPIL IN DISCIPLINE CASE **#03-128** TO THE SCHOOLS OF THE JURUPA UNIFIED SCHOOL DISTRICT; DENY ADMISSION OF THE PUPIL IN DISCIPLINE CASE **#03-203** TO THE SCHOOLS OF THE JURUPA UNIFIED SCHOOL DISTRICT. MRS. ADAMS SECONDED THE MOTION, WHICH CARRIED UNANIMOUSLY, 4-0.
ACT ON 8 DISCIPLINE CASES APPROVED REVIEWED EXPULSION/ SUSPENDED EXPULSION CASES - MOTION #58	MR. KNIGHT MOVED THE BOARD APPROVE THE PUPIL IN DISCIPLINE CASE **#03-068** TO RETURN TO THE SCHOOLS OF THE JURUPA UNIFIED SCHOOL DISTRICT ON A SUSPENDED EXPULSION ORDER; APPROVE THE PUPIL IN DISCIPLINE CASE **#03-091** TO RETURN TO THE SCHOOLS OF THE JURUPA UNIFIED SCHOOL DISTRICT ON A SUSPENDED EXPULSION ORDER; APPROVE THE PUPIL IN DISCIPLINE CASE **#03-132** TO RETURN TO THE SCHOOLS OF THE JURUPA UNIFIED SCHOOL DISTRICT ON A SUSPENDED EXPULSION ORDER; APPROVE THE PUPIL IN DISCIPLINE CASE **#03-162** TO RETURN TO THE SCHOOLS OF THE JURUPA UNIFIED SCHOOL DISTRICT ON A SUSPENDED EXPULSION ORDER; APPROVE THE PUPIL IN DISCIPLINE CASE **#03-166** TO RETURN TO THE SCHOOLS OF THE JURUPA UNIFIED SCHOOL DISTRICT ON A SUSPENDED EXPULSION ORDER; APPROVE THE PUPIL IN DISCIPLINE CASE **#03-191** TO RETURN TO THE SCHOOLS OF THE JURUPA UNIFIED SCHOOL DISTRICT ON A SUSPENDED EXPULSION ORDER; APPROVE THE PUPIL IN DISCIPLINE CASE **#03-192** TO RETURN TO THE SCHOOLS OF THE JURUPA UNIFIED SCHOOL DISTRICT ON A SUSPENDED EXPULSION ORDER; APPROVE THE PUPIL IN DISCIPLINE CASE **#03-205** TO RETURN TO THE SCHOOLS OF THE JURUPA UNIFIED SCHOOL DISTRICT ON A SUSPENDED EXPULSION ORDER. MRS. BURNS SECONDED THE MOTION, WHICH CARRIED UNANIMOUSLY, 4-0.
DENY 11 REVIEWED EXPULSION/SUSPENDED EXPULSION CASES -MOTION #59	MR. KNIGHT MOVED THE BOARD CONTINUE THE PUPIL IN DISCIPLINE CASE **#03-069** IN THEIR PRESENT EDUCATIONAL PLACEMENT ON EXPULSION; CONTINUE THE PUPIL IN DISCIPLINE CASE **#03-136** IN THEIR PRESENT EDUCATIONAL PLACEMENT ON EXPULSION; CONTINUE THE PUPIL IN DISCIPLINE CASE **#03-140** IN THEIR PRESENT EDUCATIONAL PLACEMENT ON EXPULSION; CONTINUE THE PUPIL IN DISCIPLINE CASE **#03-145** IN THEIR PRESENT EDUCATIONAL PLACEMENT ON EXPULSION; CONTINUE THE PUPIL IN DISCIPLINE CASE **#03-150** IN THEIR PRESENT EDUCATIONAL PLACEMENT ON EXPULSION; CONTINUE THE PUPIL IN DISCIPLINE CASE **#03-154** AND RECOMMENDS THE PUPIL CONTINUE IN THEIR PRESENT EDUCATIONAL PLACEMENT ON EXPULSION; CONTINUE THE PUPIL IN DISCIPLINE CASE **#03-155** IN THEIR PRESENT EDUCATIONAL PLACEMENT ON EXPULSION; CONTINUE THE PUPIL IN DISCIPLINE CASE **#03-171** IN THEIR PRESENT EDUCATIONAL PLACEMENT ON EXPULSION; CONTINUE THE PUPIL IN DISCIPLINE CASE **#03-189** IN THEIR PRESENT EDUCATIONAL PLACEMENT ON EXPULSION; CONTINUE THE PUPIL IN DISCIPLINE CASE **#03-196** IN THEIR PRESENT EDUCATIONAL PLACEMENT ON EXPULSION; CONTINUE THE PUPIL IN DISCIPLINE CASE **#03-210** IN THEIR PRESENT EDUCATIONAL PLACEMENT ON EXPULSION. MRS. BURNS SECONDED THE MOTION, WHICH CARRIED UNANIMOUSLY, 4-0.

A-1 Pg. 6

APPROVE PERSONNEL REPORT #4 -Motion #60	The Superintendent requested approval of Personnel Report #4 as reviewed in Closed Session. MR. KNIGHT MOVED THE BOARD APPROVE PERSONNEL REPORT #4 AS REVIEWED IN CLOSED SESSION. MRS. BURNS SECONDED THE MOTION, WHICH CARRIED UNANIMOUSLY, 4-0.
REPORT OUT FROM CLOSED SESSION -MOTION #61	The Superintendent reported that in Closed Session, a motion was made by Mrs. Burns and seconded by Mr. Knight to appoint Ms. Lois Nash to the position of Assistant Superintendent Personnel Services. The motion passed with a vote of 4-0. Ms. Nash will begin work for the District on October 1, 2003. Ms. Nash was introduced to the Board of Education and welcomed to the Jurupa Unified School District.
RATIFY CONTRACT ASST. SUPT. PERSONNEL SERVICES -Motion #62	MR. KNIGHT MOVED THE BOARD RATIFY THE PROPOSED CONTRACT FOR THE NEW ASSISTANT SUPERINTENDENT PERSONNEL SERVICES. MRS. BURNS SECONDED THE MOTION, WHICH CARRIED UNANIMOUSLY, 4-0.
REVIEW INFORMATION REPORTS	The following Information Reports were presented to the Board with no further comments: Report on 2002/03 Saturday School Program and 2003/04 School Year Testing Calendar.
	ADJOURNMENT There being no further business, President Adams adjourned the Regular Meeting from Public Session at 8:22 p.m. **MINUTES OF THE REGULAR MEETING OF SEPTEMBER 2, 2003 ARE APPROVED AS** _____ _____ _____ **President** **Clerk** _____ **Date**

A-1 pg. 7

Purchases Over $1
08/04/03 thru 08/29/03

Fund	Schl	Resource	Vendor	Description	Amount
03	100	UNRESTRICTED RESOURCE	JURUPA COMMUNITY SERVICES	WATER JULY	2,638.14
03	100	DISCRETIONARY	PACIFIC TELEPHONE/WORLDCOM	UTILITIES-JULY	78.95
03	100	UNRESTRICTED RESOURCE	SO CALIFORNIA EDISON	UTILITIES-JULY	6,863.18
03	100	UNRESTRICTED RESOURCE	THE GAS COMPANY	UTILITIES-JULY	104.95
03	105	DISCRETIONARY	PACIFIC TELEPHONE/WORLDCOM	UTILITIES-JULY	87.80
03	105	STATE LOTTERY	SO CALIFORNIA EDISON	UTILITIES-JULY	7,349.63
03	105	STATE LOTTERY	THE GAS COMPANY	UTILITIES-JULY	139.89
03	110	UNRESTRICTED RESOURCE	JURUPA COMMUNITY SERVICES	WATER JUL	775.61
03	110	DISCRETIONARY	PACIFIC TELEPHONE/WORLDCOM	UTILITIES-JULY	79.10
03	110	UNRESTRICTED RESOURCE	THE GAS COMPANY	UTILITIES-JULY	66.07
03	115	DISCRETIONARY	PACIFIC TELEPHONE/WORLDCOM	UTILITIES-JULY	73.04
03	115	UNRESTRICTED RESOURCE	RUBIDOUX COMMUNITY SERVICES	UTILITIES-JULY	1,426.05
03	115	UNRESTRICTED RESOURCE	SO CALIFORNIA EDISON	UTILITIES-JULY	4,444.78
03	115	UNRESTRICTED RESOURCE	THE GAS COMPANY	UTILITIES-JULY	56.84
03	115	DISCRETIONARY	NEXTEL	PHONE JUL	28.09
03	120	UNRESTRICTED RESOURCE	JURUPA COMMUNITY SERVICES	WATER AUG	4,568.87
03	120	DISCRETIONARY	PACIFIC TELEPHONE/WORLDCOM	UTILITIES-JULY	81.95
03	120	UNRESTRICTED RESOURCE	SO CALIFORNIA EDISON	UTILITIES-JULY	4,144.04
03	120	UNRESTRICTED RESOURCE	THE GAS COMPANY	UTILITIES-JULY	10.52
03	125	UNRESTRICTED RESOURCE	JURUPA COMMUNITY SERVICES	WATER JUL	1,664.31
03	125	DISCRETIONARY	PACIFIC TELEPHONE/WORLDCOM	UTILITIES-JULY	91.95
03	125	UNRESTRICTED RESOURCE	SO CALIFORNIA EDISON	UTILITIES-JULY	3,855.31
03	125	UNRESTRICTED RESOURCE	THE GAS COMPANY	UTILITIES-JULY	76.42
03	125	DISCRETIONARY	PETE PRECIADO	TEXTBOOK REFUND	16.36
03	125	DISCRETIONARY	SHERRI OPLATKA	TEXTBOOK REFUND	13.95
03	130	DISCRETIONARY	PACIFIC TELEPHONE/WORLDCOM	UTILITIES-JULY	82.72
03	130	UNRESTRICTED RESOURCE	RUBIDOUX COMMUNITY SERVICES	UTILITIES-JULY	1,847.26
03	130	UNRESTRICTED RESOURCE	SO CALIFORNIA EDISON	UTILITIES-JULY	4,973.82
03	130	UNRESTRICTED RESOURCE	THE GAS COMPANY	UTILITIES-JULY	68.54
03	135	UNRESTRICTED RESOURCE	JURUPA COMMUNITY SERVICES	WATER JULY	3,313.27
03	135	DISCRETIONARY	PACIFIC TELEPHONE/WORLDCOM	UTILITIES-JULY	89.20
03	135	UNRESTRICTED RESOURCE	SO CALIFORNIA EDISON	UTILITIES-JULY	2,882.97
03	135	UNRESTRICTED RESOURCE	THE GAS COMPANY	UTILITIES-JULY	167.21
03	140	DISCRETIONARY	PACIFIC TELEPHONE/WORLDCOM	UTILITIES-JULY	116.49

A-2
B-1-2

Fund	Schl	Resource	Vendor	Description	Amount
03	140	UNRESTRICTED RESOURCE	RUBIDOUX COMMUNITY SERVICES	UTILITIES-JULY	2,618.27
03	140	UNRESTRICTED RESOURCE	SO CALIFORNIA EDISON	UTILITIES-JULY	4,878.00
03	140	UNRESTRICTED RESOURCE	THE GAS COMPANY	UTILITIES-JULY	202.31
03	145	DISCRETIONARY	PACIFIC TELEPHONE/WORLDCOM	UTILITIES-JULY	83.37
03	145	UNRESTRICTED RESOURCE	RUBIDOUX COMMUNITY SERVICES	UTILITIES-JULY	1,583.96
03	145	UNRESTRICTED RESOURCE	SO CALIFORNIA EDISON	UTILITIES-JULY	3,555.40
03	145	UNRESTRICTED RESOURCE	THE GAS COMPANY	UTILITIES-JULY	151.78
03	150	UNRESTRICTED RESOURCE	JURUPA COMMUNITY SERVICES	WATER AUG	2,294.56
03	150	DISCRETIONARY	PACIFIC TELEPHONE/WORLDCOM	UTILITIES-JULY	75.60
03	150	UNRESTRICTED RESOURCE	SO CALIFORNIA EDISON	UTILITIES-JULY	2,832.65
03	150	UNRESTRICTED RESOURCE	THE GAS COMPANY	UTILITIES-JULY	79.25
03	155	UNRESTRICTED RESOURCE	THE GAS COMPANY	UTILITIES-JULY	76.66
03	155	DISCRETIONARY	PACIFIC TELEPHONE/WORLDCOM	UTILITIES-JULY	67.99
03	155	UNRESTRICTED RESOURCE	SO CALIFORNIA EDISON	UTILITIES-JULY	3,222.23
03	160	DISCRETIONARY	PACIFIC TELEPHONE/WORLDCOM	UTILITIES-JULY	80.36
03	160	UNRESTRICTED RESOURCE	SO CALIFORNIA EDISON	UTILITIES-JULY	2,444.93
03	160	UNRESTRICTED RESOURCE	THE GAS COMPANY	UTILITIES-JULY	71.60
03	165	UNRESTRICTED RESOURCE	SANTA ANA RIVER WATER	UTILITIES-JULY	1,131.50
03	165	DISCRETIONARY	PACIFIC TELEPHONE/WORLDCOM	UTILITIES-JULY	103.65
03	165	UNRESTRICTED RESOURCE	SO CALIFORNIA EDISON	UTILITIES-JULY	1,258.64
03	165	UNRESTRICTED RESOURCE	THE GAS COMPANY	UTILITIES-JULY	164.37
03	165	DISCRETIONARY	NEXTEL	PHONE JUL	17.20
03	170	UNRESTRICTED RESOURCE	JURUPA COMMUNITY SERVICES	WATER JUL	2,364.66
03	170	DISCRETIONARY	PACIFIC TELEPHONE/WORLDCOM	UTILITIES-JULY	91.51
03	170	UNRESTRICTED RESOURCE	SO CALIFORNIA EDISON	UTILITIES-JULY	5,553.55
03	170	UNRESTRICTED RESOURCE	THE GAS COMPANY	UTILITIES-JULY	66.92
03	175	DISCRETIONARY	PACIFIC TELEPHONE/WORLDCOM	UTILITIES-JULY	141.94
03	175	UNRESTRICTED RESOURCE	RUBIDOUX COMMUNITY SERVICES	UTILITIES-JULY	1,765.95
03	175	UNRESTRICTED RESOURCE	SO CALIFORNIA EDISON	UTILITIES-JULY	2,929.01
03	175	UNRESTRICTED RESOURCE	THE GAS COMPANY	UTILITIES-JULY	76.64
03	200	UNRESTRICTED RESOURCE	THE GAS COMPANY	UTILITIES-JULY	230.59
03	200	UNRESTRICTED RESOURCE	SO CALIFORNIA EDISON	UTILITIES-JULY	8,294.57
03	200	UNRESTRICTED RESOURCE	THE GAS COMPANY	UTILITIES-JULY	192.45
03	200	DISCRETIONARY	PACIFIC TELEPHONE/WORLDCOM	UTILITIES-JULY	171.83

A-2
08-22

Purchases Over $1
08/04/03 thru 08/29/03

Fund	Schl	Resource	Vendor	Description	Amount
03	205	UNRESTRICTED RESOURCE	JURUPA COMMUNITY SERVICES	WATER JUL	6,796.98
03	205	UNRESTRICTED RESOURCE	SO CALIFORNIA EDISON	UTILITIES-JULY	8,923.87
03	205	UNRESTRICTED RESOURCE	THE GAS COMPANY	UTILITIES-JULY	226.55
03	205	DISCRETIONARY	PACIFIC TELEPHONE/WORLDCOM	UTILITIES-JULY	146.65
03	210	UNRESTRICTED RESOURCE	RUBIDOUX COMMUNITY SERVICES	UTILITIES-JULY	4,591.41
03	210	UNRESTRICTED RESOURCE	SO CALIFORNIA EDISON	UTILITIES-JULY	12,758.62
03	210	UNRESTRICTED RESOURCE	THE GAS COMPANY	UTILITIES-JULY	130.05
03	210	DISCRETIONARY	PACIFIC TELEPHONE/WORLDCOM	UTILITIES-JULY	252.85
03	300	UNRESTRICTED RESOURCE	CHEVRON, U S A	GASOLINE	137.09
03	300	UNRESTRICTED RESOURCE	JURUPA COMMUNITY SERVICES	WATER JUL	289.70
03	300	UNRESTRICTED RESOURCE	JURUPA COMMUNITY SERVICES	WATER AUG	8,165.57
03	300	UNRESTRICTED RESOURCE	SO CALIFORNIA EDISON	UTILITIES-JULY	44,875.85
03	300	UNRESTRICTED RESOURCE	THE GAS COMPANY	UTILITIES-JULY	588.49
03	300	DISCRETIONARY	PACIFIC TELEPHONE/WORLDCOM	UTILITIES-JULY	1,203.29
03	300	UNRESTRICTED RESOURCE	PACIFIC TELEPHONE/WORLDCOM	UTILITIES-JULY	56.32
03	300	DISCRETIONARY	NEXTEL	PHONE JUL	50.20
03	305	UNRESTRICTED RESOURCE	MOBIL BUSINESS	FUEL	47.07
03	305	UNRESTRICTED RESOURCE	SO CALIFORNIA EDISON	UTILITIES-JULY	171.35
03	305	UNRESTRICTED RESOURCE	MOBIL BUSINESS	GASOLINE	140.30
03	305	UNRESTRICTED RESOURCE	SO CALIFORNIA EDISON	UTILITIES-JULY	37,584.82
03	305	STATE LOTTERY	ACCENTS	BAND JACKETS/SHIRTS	481.00
03	305	STATE LOTTERY	ACCENTS	BAND JACKETS/SHIRTS	280.58
03	305	STATE LOTTERY	ACCENTS	BAND JACKETS/SHIRTS	280.58
03	305	STATE LOTTERY	ACCENTS	BAND JACKETS/SHIRTS	320.02
03	305	STATE LOTTERY	ACCENTS	BAND JACKETS/SHIRTS	320.02
03	305	STATE LOTTERY	ACCENTS	BAND JACKETS/SHIRTS	320.02
03	305	STATE LOTTERY	ACCENTS	BAND JACKETS/SHIRTS	320.02
03	305	STATE LOTTERY	SENIOR SPECIALTIES	SUPPLIES	823.04
03	305	STATE LOTTERY	INTERMEDIATE	BAND MUSIC	840.45
03	305	STATE LOTTERY	PEACOCK'S MARCHING WORLD	BAND GLOVES	554.91
03	305	STATE LOTTERY	MCCORMICK'S ENTERPRISES, INC.	P A SYSTEM	1,720.00
03	305	UNRESTRICTED RESOURCE	RUBIDOUX COMMUNITY SERVICES	UTILITIES-JULY	8,004.28
03	305	UNRESTRICTED RESOURCE	SO CALIFORNIA EDISON	UTILITIES-JULY	5,370.86
03	305	UNRESTRICTED RESOURCE	THE GAS COMPANY	UTILITIES-JULY	364.17

A-2 Pg. 3

Purchases Over $1
08/04/03 thru 08/29/03

Fund	Schl	Resource	Vendor	Description	Amount
03	305	DISCRETIONARY	PACIFIC TELEPHONE/WORLDCOM	UTILITIES-JULY	1,160.73
03	305	UNRESTRICTED RESOURCE	PACIFIC TELEPHONE/WORLDCOM	UTILITIES-JULY	87.04
03	405	UNRESTRICTED RESOURCE	PACIFIC TELEPHONE/WORLDCOM	UTILITIES-JULY	101.00
03	405	UNRESTRICTED RESOURCE	NEXTEL	PHONE JUL	67.45
03	410	UNRESTRICTED RESOURCE	WASC	03/04 ACCREDITATION	575.00
03	410	UNRESTRICTED RESOURCE	SO CALIFORNIA EDISON	UTILITIES-JULY	3,129.65
03	410	UNRESTRICTED RESOURCE	THE GAS COMPANY	UTILITIES-JULY	61.34
03	410	DISCRETIONARY	PACIFIC TELEPHONE/WORLDCOM	UTILITIES-JULY	119.01
03	415	DISCRETIONARY	PACIFIC TELEPHONE/WORLDCOM	UTILITIES-JULY	24.66
03	500	UNRESTRICTED RESOURCE	ACCENT ON TRAVEL	CONF AIRFARE	204.00
03	500	UNRESTRICTED RESOURCE	BANKCARD SERVICES	REGISTRATION FEES	470.07
03	500	UNRESTRICTED RESOURCE	ACCENT ON TRAVEL	CONF AIRFARE	204.00
03	500	UNRESTRICTED RESOURCE	ACCENT ON TRAVEL	CONF AIRFARE	204.00
03	500	UNRESTRICTED RESOURCE	ZEPHYR TURFCARE EQUIPMENT	M/O MOWER RENTAL	4,741.00
03	500	UNRESTRICTED RESOURCE	HOME DEPOT	SUPPLIES	128.49
03	500	UNRESTRICTED RESOURCE	REYNOLDS CONSULTING GROUP	QSM AGREEMENT	11,505.00
03	500	STAR TESTING	CORPORATE EXPRESS	STAR TESTING	193.77
03	500	UNRESTRICTED RESOURCE	FEDERAL EXPRESS CORP	POSTAGE	20.22
03	500	UNRESTRICTED RESOURCE	UNITED PARCEL SERVICE	POSTAGE	1,000.00
03	500	UNRESTRICTED RESOURCE	JURUPA UNIFIED	PERMIT FEE	921.50
03	500	UNRESTRICTED RESOURCE	ACSA'S FOUNDATION FOR	ACSA DUES E. KINNEAR	843.74
03	500	UNRESTRICTED RESOURCE	ACSA'S FOUNDATION FOR	ACSA DUES R. EDMUNDS	1,100.00
03	500	UNRESTRICTED RESOURCE	ACSA'S FOUNDATION FOR	ACSA DUES S. EIMERS	843.73
03	500	UNRESTRICTED RESOURCE	ACCENT ON TRAVEL	CONF AIRFARE	204.00
03	500	UNRESTRICTED RESOURCE	JENSEN, PAUL	REIMB SUPPLIES	113.38
03	500	UNRESTRICTED RESOURCE	PACIFIC TELEPHONE/WORLDCOM	UTILITIES-JULY	6.09
03	500	UNRESTRICTED RESOURCE	CLSBMA	CONF FEES	325.00
03	500	UNRESTRICTED RESOURCE	RUBIDOUX COMMUNITY SERVICES	UTILITIES-JULY	97.00
03	500	UNRESTRICTED RESOURCE	PACIFIC TELEPHONE/WORLDCOM	UTILITIES-JULY	6,842.15
03	500	UNRESTRICTED RESOURCE	SO CALIFORNIA EDISON	UTILITIES-JULY	19,492.85
03	500	UNRESTRICTED RESOURCE	THE GAS COMPANY	UTILITIES-JULY	36.52
03	500	UNRESTRICTED RESOURCE	PACIFIC TELEPHONE/WORLDCOM	UTILITIES-JULY	75.36
03	500	UNRESTRICTED RESOURCE	BIDDLE CHRISTA	MSTR TCHR STIPEND	50.00
03	500	UNRESTRICTED RESOURCE	CHRIS HUNOLD	MSTR TCHR STIPEND	150.00

A-2
Pg. 4

Purchases Over $1
08/04/03 thru 08/29/03

Fund	Schl	Resource	Vendor	Description	Amount
03	500	UNRESTRICTED RESOURCE	LAURA BERKELEY	MSTR TCHR STIPEND	100.00
03	500	UNRESTRICTED RESOURCE	SHAUNA MERMILLIOD	MSTR TCHR STIPEND	50.00
03	500	UNRESTRICTED RESOURCE	SIMMONS, LINITA	MSTR TCHR STIPEND	150.00
03	500	UNRESTRICTED RESOURCE	STEPHANIE KING	MSTR TCHR STIPEND	125.00
03	500	UNRESTRICTED RESOURCE	STEPHANIE MEDINA	MSTR TCHR STIPEND	150.00
03	500	UNRESTRICTED RESOURCE	CASBO VENDOR SHOW	CONF FEES	80.00
03	500	UNRESTRICTED RESOURCE	NEXTEL	PHONE JUL	5,077.37
03	500	UNRESTRICTED RESOURCE	FORTIN, JEANIE	REIMB SUPPLIES	15.57
03	500	UNRESTRICTED RESOURCE	SHELIA E. CARPENTER	REIMB CONF	36.26
03	500	UNRESTRICTED RESOURCE	SHINE, GARY	REIMB SUPPLIES	21.54
03	500	UNRESTRICTED RESOURCE	NELSEN, GREGG	REIMB CONF	22.75
03	500	UNRESTRICTED RESOURCE	ORWIG, RUSSELL	REIMB CONF	19.75
03	500	UNRESTRICTED RESOURCE	JENSEN SHARON	REIMB SUPPLIES	145.30
03	500	HEALTH & WELFARE CLEARING	JOHN WILSON	REIMB HEALTH INS	4,092.20
03	500	UNRESTRICTED RESOURCE	MERCURIUS, NEIL	REIMB CONF	13.75
03	500	SAFETY CREDIT	BERNDT, JUDY	REIMB MILEAGE	19.78
03	500	SAFETY CREDIT	CHAVEZ, HERMAN	REIMB MILEAGE	2.24
03	500	SAFETY CREDIT	DAVE BARBER	REIMB MILEAGE	15.81
03	500	SAFETY CREDIT	DOUG STEVENS	REIMB MILEAGE	5.46
03	500	SAFETY CREDIT	FLORES JR., JUAN	REIMB MILEAGE	24.94
03	500	SAFETY CREDIT	IVERSON, ROBERT SCOTT	REIMB MILEAGE	18.15
03	500	UNRESTRICTED RESOURCE	JOANN E. CISNEROS	REIMB MILEAGE	60.81
03	500	SAFETY CREDIT	TUNTLAND SALLY	REIMB MILEAGE	10.27
03	500	SAFETY CREDIT	JOANN E. CISNEROS	REIMB MILEAGE	19.63
03	500	7TH GRADE MATH ACADEMY	STATER BROTHERS	P 45666 SUPPLIES	20.44
03	500	7TH GRADE MATH ACADEMY	STATER BROTHERS	P 45666 SUPPLIES	61.70
03	500	7TH GRADE MATH ACADEMY	STATER BROTHERS	P 45666 SUPPLIES	12.60
03	500	7TH GRADE MATH ACADEMY	STATER BROTHERS	P 45666 SUPPLIES	16.78
03	500	STAFF DEV. BUY OUT	ANCHOS SOUTHWEST GRILL & BAR	P48420 SUPPLIES	349.11
03	500	UNRESTRICTED RESOURCE	CLAUDIA VASQUEZ	STALE DATED WARRANT	63.66
03	500	UNRESTRICTED RESOURCE	LORI WILLIAMS	STALE DATED WARRANT	95.49
03	500	UNRESTRICTED RESOURCE	SAM GEE	STALE DATED WARRANT	2,894.32
03	500	UNRESTRICTED RESOURCE	WAKEFIELD, PAUL	STALE DATED WARRANT	98.55
03	500	UNRESTRICTED RESOURCE	ACSA'S FOUNDATION FOR	CONF FEES	955.00

A-2
Pg. 5

Fund	Schl	Resource	Vendor	Description	Amount
				Total Fund 03	**$ 318,230.14**
06	000	MEDI-CAL BILLING OPTION	LEADER SERVICES	MEDI-CAL REIMB	6,576.33
06	000	SCHOOL IMPROVEMENT PROGRAM (SIP)	RENAISSANCE LEARNING	STAFF DEVELOPMENT	3,600.00
06	110	SCHOOL IMPROVEMENT PROGRAM (SIP)	LAIDLAW TRANSPORTATION	BUS SERV	426.66
06	115	SCHOOL IMPROVEMENT PROGRAM (SIP)	PACIFIC TELEPHONE/WORLDCOM	UTILITIES	20.64
06	115	NCLB: TITLE I, PART A, BASIC GRANTS	ANCHOS SOUTHWEST GRILL & BAR	P48420 SUPPLIES	48.49
06	130	IMMEDIATE INTERVENTION/UNDERPERFORMING	VON'S MARKET (LIMONITE AVE)	P46473 GROCERIES	139.98
06	175	NCLB: TITLE I, PART A, BASIC GRANTS	PACIFIC TELEPHONE/WORLDCOM	UTILITIES	40.47
06	210	NCLB: TITLE I, PART A, BASIC GRANTS	RIVERSIDE PUBLISHING CO.	TEST SCORING	426.59
06	210	IMMEDIATE INTERVENTION/UNDERPERFORMING	HYATT REGENCY	CONF LODGING	10.40
06	300	INSTRUCTIONAL MATERIALS: GRADES 9-1	CINDY REYNAGA	TEXTBOOK REFUND	70.33
06	300	INSTRUCTIONAL MATERIALS: GRADES 9-1	GREG OR YOLANDA JONES	TEXTBOOK REFUND	70.33
06	300	INSTRUCTIONAL MATERIALS: GRADES 9-1	MERCEDES ELKINS	TEXTBOOK REFUND	69.14
06	300	INSTRUCTIONAL MATERIALS: GRADES 9-1	PATRICIA CONCHA	TEXTBOOK REFUND	51.00
06	305	ADVANCED PLACEMENT CHALLENGE GRANT	PACIFIC TELEPHONE/WORLDCOM	UTILITIES	19.57
06	305	VOCATIONAL PROGRAMS: VOC & APPL TEC	PACIFIC TELEPHONE/WORLDCOM	UTILITIES	27.71
06	305	INSTRUCTIONAL MATERIALS REALIGNMENT	DUNCAN GILL	TEXTBOOK REFUND	40.00
06	425	SPECIAL EDUCATION	PACIFIC TELEPHONE/WORLDCOM	UTILITIES	58.76
06	500	TRANSPORTATION: HOME TO SCHOOL	MOBIL BUSINESS	FUEL	28.99
06	500	ONGOING & MAJOR MAINTENANCE ACCOUNT	R.F. MAC DONALD COMPANY	P47067 BOILER SERV	3,925.00
06	500	AFTER SCHOOL LEARNING & SAFE NEIGHBOR	LAIDLAW TRANSPORTATION	BUS SERV	517.50
06	500	NCLB: TITLE I, PART A, BASIC GRANTS	LAIDLAW TRANSPORTATION	BUS SERV	126.50
06	500	OTHER FEDERAL	LAIDLAW TRANSPORTATION	BUS SERV	528.00
06	500	TRANSPORTATION: HOME TO SCHOOL	LAIDLAW TRANSPORTATION	BUS SERV	1,992.41
06	500	TRANSPORTATION: HOME TO SCHOOL	TEXACO	GASOLINE	159.82
06	500	WORKFORCE INVESTMENT ACT (WIA)	NANCY MATZENAUER	CONF CASH ADVANCE	299.70
06	500	HEAD START	PACIFIC TELEPHONE/WORLDCOM	UTILITIES	28.74
06	500	ECONOMIC IMPACT AID: LIMITED ENGLISH	PACIFIC TELEPHONE/WORLDCOM	UTILITIES	15.85
06	500	HEAD START	PACIFIC TELEPHONE/WORLDCOM	UTILITIES	41.56
06	500	WORKFORCE INVESTMENT ACT (WIA)	PACIFIC TELEPHONE/WORLDCOM	UTILITIES	130.43
06	500	WORKFORCE INVESTMENT ACT (WIA)	HOLIDAY INN	CONF LODGING	295.80
06	500	WORKFORCE INVESTMENT ACT (WIA)	CALIF YMCA YOUTH & GOV PROGRAM	CONF FEES	54.00
06	500	HEALTHY CHILDREN CONNECTION PROGRAM	PACIFIC TELEPHONE/WORLDCOM	UTILITIES	61.77

A-2 Pg. 6

Fund	Schl	Resource	Vendor	Description	Amount
06	500	GIFTED & TALENTED EDUCATION (GATE)	RIZZO, CHRISTINE	REIMB. GATE FLD TRIP	30.00
06	500	NCLB: TITLE I, PART A, BASIC GRANTS	NEXTEL	PHONE JUL	571.93
06	500	SCHOOL SAFETY & VIOLENCE PREVENTION	NEXTEL	PHONE JUL	259.71
06	500	TRANSPORTATION: HOME TO SCHOOL	NEXTEL	PHONE JUL	66.99
06	500	WORKFORCE INVESTMENT ACT (WIA)	NEXTEL	PHONE JUL	167.70
06	500	SPECIAL EDUCATION	TERRY TIBBETTS	REIMB CONF	130.04
06	500	HEAD START	LOURDES VALDEZ	REIMB CHILD CARE	500.00
06	500	HEAD START	SOTO, MARIA	REIMB CHILD CARE	500.00
06	500	ECONOMIC IMPACT AID: LIMITED ENGLISH	ALICE CORNEJO	REIMB CLAD FEES	358.00
06	500	ECONOMIC IMPACT AID: LIMITED ENGLISH	CHRISTIE LEMON	REIMB CLAD FEES	55.00
06	500	ECONOMIC IMPACT AID: LIMITED ENGLISH	ILSA GAZA-GONZALEZ	REIMB CLAD FEES	55.00
06	500	ECONOMIC IMPACT AID: LIMITED ENGLISH	JENNIFER STROMDAHL	REIMB CLAD FEES	198.00
06	500	ECONOMIC IMPACT AID: LIMITED ENGLISH	JESSIE CABALLERO	REIMB CLAD FEES	168.00
06	500	ECONOMIC IMPACT AID: LIMITED ENGLISH	LEONARD FISHER	REIMB CLAD FEES	120.00
06	500	WORKFORCE INVESTMENT ACT (WIA)	YOVANA LEAL	REIMB SUPPLIES	29.11
06	500	TRANSPORTATION: HOME TO SCHOOL	HUDNALL, LAURIE	REIMB CONF	203.84
06	500	WORKFORCE INVESTMENT ACT (WIA)	FELIX PONCE	REIMB SUPPLIES	60.00
06	500	ONGOING & MAJOR MAINTENANCE ACCOUNT	GARCIA, RON	REIMB SUPPLIES	91.49
06	500	NCLB: TITLE I, PART A, BASIC GRANTS	MORENO, TERESA	REIMB SUPPLIES	80.71
				Total Fund 06 $	**23,547.99**
11	401	UNRESTRICTED RESOURCE	ANDRES MARTINEZ	TEXTBOOK REFUND	15.00
11	401	UNRESTRICTED RESOURCE	KENT, BETTY	TEXTBOOK REFUND	15.00
11	401	UNRESTRICTED RESOURCE	TERESA GARCIA	TEXTBOOK REFUND	50.00
				Total Fund 11 $	**80.00**
12	500	CHILD DEVELOPMENT: STATE PRESCHOOL	PACIFIC TELEPHONE/WORLDCOM	UTILITIES	12.64
				Total Fund 12 $	**12.64**
13	500	CHILD NUTRITION: SCHOOL PROGRAMS (E	AMERICAN FIRE SAFETY	C7868 SUPPLIES	1,335.27
13	500	CHILD NUTRITION: SCHOOL PROGRAMS (E	CDW-G	C7888 SUPPLIES	171.43
13	500	CHILD NUTRITION: SCHOOL PROGRAMS (E	HORIZON SOFTWARE INTERNATIONAL	C7890 SUPPLIES	8,719.50
13	500	CHILD NUTRITION: SCHOOL PROGRAMS (E	MENAGERIE PUBLISHING	C7896 SUPPLIES	136.62
13	500	CHILD NUTRITION: SCHOOL PROGRAMS (E	BYNUM, MIKE	C7897 MILEAGE	129.93

H-2 8.7.2

Fund	Schl	Resource	Vendor	Description	Amount
13	500	CHILD NUTRITION: SCHOOL PROGRAMS (E	RUPE, VICKI	C7898 MILEAGE	255.24
13	500	CHILD NUTRITION: SCHOOL PROGRAMS (E	SUNNY FRESH FOODS	C7899 GROCERIES	29.52
13	500	CHILD NUTRITION: SCHOOL PROGRAMS (E	TOOLS FOR SCHOOL	C7900 GROCERIES	12,500.00
13	500	CHILD NUTRITION: SCHOOL PROGRAMS (E	DJ CO-OPS	C7901 GROCERIES	153.40
13	500	CHILD NUTRITION: SCHOOL PROGRAMS (E	BETTER VALUE MARKETING, INC.	C7902 SUPPLIES	2,167.20
13	500	CHILD NUTRITION: SCHOOL PROGRAMS (E	LEABO FOODS, INC.	C7903 GROCERIES	1,872.84
13	500	CHILD NUTRITION: SCHOOL PROGRAMS (E	INCO 1 DISTRIBUTORS, INC.	C7904 SUPPLIES	1,904.60
13	500	CHILD NUTRITION: SCHOOL PROGRAMS (E	WAXIE SANITARY SUP. 334773400	C7905 SUPPLIES	148.48
13	500	CHILD NUTRITION: SCHOOL PROGRAMS (E	PEPSI-COLA COMPANY	C7906 GROCERIES	3,976.52
13	500	CHILD NUTRITION: SCHOOL PROGRAMS (E	COCA-COLA OF LOS ANGELES	C7907 GROCERIES	942.39
13	500	CHILD NUTRITION: SCHOOL PROGRAMS (E	GOLD STAR FOODS	C7908 GROCERIES	171.45
13	500	CHILD NUTRITION: SCHOOL PROGRAMS (E	SWIFT PRODUCE	C7909 GROCERIES	5,107.67
13	500	CHILD NUTRITION: SCHOOL PROGRAMS (E	DRIFTWOOD DAIRY	C7910 GROCERIES	11,189.31
13	500	CHILD NUTRITION: SCHOOL PROGRAMS (E	SAN MANUEL BOTTLED WATER GROUP	C7911 GROCERIES	25.50
13	500	CHILD NUTRITION: SCHOOL PROGRAMS (E	PACIFIC TELEPHONE/WORLDCOM	UTILITIES	261.09
13	500	CHILD NUTRITION: SCHOOL PROGRAMS (E	PACIFIC TELEPHONE/WORLDCOM	UTILITIES	126.56
13	500	CHILD NUTRITION: SCHOOL PROGRAMS (E	PACIFIC TELEPHONE/WORLDCOM	UTILITIES	139.35
13	500	CHILD NUTRITION: SCHOOL PROGRAMS (E	NEXTEL	PHONE JUL	179.45
				Total Fund 13 $	**51,643.32**
25	500	RESTROOMS	COUNTY OF RIVERSIDE	ENCROACHHMT PMT DEP	4,000.00
				Total Fund 25 $	**4,000.00**
35	310	UNRESTRICTED RESOURCE	SO CALIFORNIA EDISON	UTILITIES	277.94
				Total Fund 35 $	**277.94**
40	500	UNRESTRICTED RESOURCE	BNY WESTERN TRUST COMPANY	PAYMENT ON C O P	330,322.53
				Total Fund 40 $	**330,322.53**

142 DISBURSEMENT ORDERS FOR A GRAND TOTAL OF $ 728,114.56

RECOMMENDED APPROVAL

DIRECTOR OF BUSINESS SERVICES

A-2
Bd. 8

Purchases Over $200
08/02/03 thru 08/29/03

P.O.#	Fund	School	Resource	Vendor	Description	Amount
P46017	21	310	UNRESTRICTED RESOURCE	EPIC ENGINEERS	ECFAC-OFF SITE WORK	712.50
P47186	06	500	OTHER FEDERAL	TARGET GREATLAND	CR-OPEN PO-SUPPLIES	336.13
P47251	06	110	IMMEDIATE INTERVENTION/UNDERPERFORM	FOLLETT LIBRARY RESOURCES	GH-LIBRARY BOOKS	13,076.54
P47329	25	500	RESTROOMS	WASTE MANAGEMENT	MAINT-DISPOSAL FEES SKY COUNTRY	1,726.54
P47347	25	500	RESTROOMS	C.D.G. MATERIALS, INC.	MAINT-SAND FOR SKY COUNTRY	370.00
P47374	25	500	RESTROOMS	FOUR SEASON'S TREE SERVICE	MAINT-TREE REMOVAL AT MMS	985.00
P47377	25	500	RESTROOMS	FERGUSON ENTERPRISES	MAINT-PLUMBING SUPPLIES	345.92
P47378	03	500	DEFERRED MAINTENANCE EXPENSE	ALL CITIES STEEL & FABRICATION	MAINT-SUPPLIES AND MATERIALS	637.77
P47437	03	500	DEFERRED MAINTENANCE EXPENSE	FOURTH STREET ROCK CRUSHER	MAINT-CONCRETE SERVICE	3,361.36
P47438	03	500	DEFERRED MAINTENANCE EXPENSE	C.B. CASE CONCRETE PUMPING	MAINT-CONCRETE PUMPING SERVICES	600.00
P47441	25	500	RESTROOMS	BONNETT IRRIGATION	MAINT-SUPPLIES AND MATERIALS	206.29
P47448	03	500	UNRESTRICTED RESOURCE	WESTERN EXTERMINATOR COMPANY	MAINT-HIGH PRESSURE CLEANING	2,850.00
P47453	25	500	RESTROOMS	MISSION GARDEN SUPPLY	MAINT-SUPPLIES AND MATERIALS FOR SC & RL	1,459.37
P47547	06	500	ONGOING & MAJOR MAINTENANCE ACCOUNT	WASTE MANAGEMENT	MAINT-ROLL OFF CHARGES FOR RUSTIC LANE	427.22
P47598	25	500	RESTROOMS	BRAGG CRANE SERVICE	MAINT-CRANE SERVICE AT SC, TS AND IH	2,204.95
P47602	06	500	ONGOING & MAJOR MAINTENANCE ACCOUNT	FOURTH STREET ROCK CRUSHER	MAINT-CONCRETE SERVICE AT SKY COUNTRY	216.34
P47603	06	500	ONGOING & MAJOR MAINTENANCE ACCOUNT	FERGUSON ENTERPRISES	MAINT-PARTS AND SUPPLIES	207.61
P47608	03	500	UNRESTRICTED RESOURCE	SOUNDS OF MUSIC	CSR-INSTRUMENT REPAIRS	1,350.00
P47620	06	500	ONGOING & MAJOR MAINTENANCE ACCOUNT	KEN'S TOOL & SUPPLY	MAINT-MATERIALS AND SUPPLIES	322.87
P47622	06	500	WORKFORCE INVESTMENT ACT (WIA)	KINKO'S	YOC-OPEN PO-INSTRUCTIONAL SUPPLIES	800.00
P47643	14	500	UNRESTRICTED RESOURCE	REBEL RENTS	MAINT-EQUIPMENT RENTAL	402.81
P47644	06	500	ONGOING & MAJOR MAINTENANCE ACCOUNT	WHITE CAP INDUSTRIES	MAINT-SUPPLIES AND MATERIALS	709.99
P47645	25	500	RESTROOMS	BEST ACCESS SYSTEMS	MAINT-SUPPLIES AND MATERIALS	2,626.06
P47646	06	500	ONGOING & MAJOR MAINTENANCE ACCOUNT	GRAYBAR ELECTRIC COMPANY	MAINT-PHONE LINE EMULATOR	221.58
P47647	06	500	ONGOING & MAJOR MAINTENANCE ACCOUNT	WESTERN WATER WORKS SUPPLY CO.	MAINT-MATERIALS AND SUPPLIES	281.35
P47658	25	500	RESTROOMS	J & R CONCRETE PRODUCTS, INC.	MAINT-SUPPLIES AND MATERIALS	1,003.38
P47659	03	500	STAFF DEV. BUY OUT	NELSEN, GREGG	IH-CONSULTANT SERVICE	350.00
P47660	06	175	NCLB: TITLE I, PART A, BASIC GRANTS	NELSEN, GREGG	WR-INSERVICE/PRESENTATION	350.00
P47692	06	500	ONGOING & MAJOR MAINTENANCE ACCOUNT	INLAND LIGHTING	MAINT-SUPPLIES AND MATERIALS	393.29
P47694	03	500	DEFERRED MAINTENANCE EXPENSE	FOURTH STREET ROCK CRUSHER	MAINT-CONCRETE WORK	3,415.06
P47695	14	500	UNRESTRICTED RESOURCE	C.B. CASE CONCRETE PUMPING	MAINT-CONCRETE PUMPING	258.00
P47700	06	500	TRANSPORTATION: HOME TO SCHOOL	SCOTT EQUIPMENT, INC.	TRANS-REPAIRS	5,725.69
P47703	06	500	ONGOING & MAJOR MAINTENANCE ACCOUNT	CHATFIELD-CLARKE COMPANY	MAINT-MATERIALS AND SUPPLIES	242.57
P47704	06	500	ONGOING & MAJOR MAINTENANCE ACCOUNT	MTS HARDWARE & WOODWORKERS' SUPPL	MAINT-SUPPLIES AND MATERIALS	660.04
P47707	25	500	RESTROOMS	BRAGG CRANE SERVICE	MAINT-CRANE SERVICE	1,917.58

A-3
Pg. 1

Purchases Over $200
08/02/03 thru 08/29/03

P.O.#	Fund	School	Resource	Vendor	Description	Amount
P47737	06	500	ONGOING & MAJOR MAINTENANCE ACCOUNT	ANGELA'S GLASS & MIRRORS	MAINT-SUPPLIES	354.06
P47748	06	500	ONGOING & MAJOR MAINTENANCE ACCOUNT	TODD PIPE & SUPPLY	MAINT-SUPPLIES AND MATERIALS	1,223.64
P47750	03	500	UNRESTRICTED RESOURCE	EMPIRE MOWERS	MAINT-PARTS AND LABOR	844.33
P47754	03	500	SAFETY CREDIT	ACTIVE INPUT	EC-OPEN PO FOR ERGONOMIC PRODUCTS	2,500.00
P47758	06	500	ONGOING & MAJOR MAINTENANCE ACCOUNT	ELROD FENCING CO.	MAINT-MATERIALS TO REPLACE GATES	532.00
P47786	03	500	UNRESTRICTED RESOURCE	EMPIRE MOWERS	MAINT-POLE SAW KITS	331.76
P47787	06	500	ONGOING & MAJOR MAINTENANCE ACCOUNT	JACK LINGREN BUILDERS HARDWARE	MAINT-SUPPLIES AND MATERIALS	1,380.41
P47788	03	500	UNRESTRICTED RESOURCE	COIT SERVICES, INC.	MAINT-CLEAN & FLAMEPROOF DRAPES	6,697.00
P47789	06	500	ONGOING & MAJOR MAINTENANCE ACCOUNT	AMERICAN PLUMBING PARTSMASTER	MAINT-PLUMBING SUPPLIES	559.44
P47794	06	500	ONGOING & MAJOR MAINTENANCE ACCOUNT	VISTA PAINT	MAINT-PAINT AND SUPPLIES	311.82
P47816	06	500	ONGOING & MAJOR MAINTENANCE ACCOUNT	DUNN EDWARDS PAINT	MAINT-PAINT AND SUPPLIES	237.11
P47817	25	500	RESTROOMS	FOUR SEASON'S TREE SERVICE	MAINT-TREE REMOVAL	485.00
P47818	03	500	DEFERRED MAINTENANCE EXPENSE	MOST DEPENDABLE FOUNTAINS	MAINT-WATER FOUNTAIN	3,944.70
P47827	25	500	RESTROOMS	BRAGG CRANE SERVICE	MAINT-CRANE SERVICE	2,452.00
P47829	06	500	ONGOING & MAJOR MAINTENANCE ACCOUNT	WESTERN ILLUMINATED PLASTICS	MAINT-MATERIALS AND SUPPLIES	1,359.49
P47830	06	500	ONGOING & MAJOR MAINTENANCE ACCOUNT	ALL CITIES STEEL & FABRICATION	MAINT-SUPPLIES AND MATERIALS	523.45
P47831	03	500	UNRESTRICTED RESOURCE	ERIC CHAMBERLAIN PEST CONTROL	MAINT-SPRAYING AT RHS AND PACIFIC AVE	495.00
P47832	03	500	UNRESTRICTED RESOURCE	WESTERN EXTERMINATOR COMPANY	MAINT-INSTALL MESH NETTING	3,350.00
P47855	03	500	DEFERRED MAINTENANCE EXPENSE	WHITE CAP INDUSTRIES	MAINT-CONCRETE/ASPHALT SUPPLIES	1,124.78
P47856	03	500	UNRESTRICTED RESOURCE	PROTECTION SERVICES, INC.	MAINT-REPAIRS	1,139.45
P47857	03	500	UNRESTRICTED RESOURCE	ZEPHYR TURFCARE EQUIPMENT	MAINT-EQUIPMENT RENTAL	2,801.50
P47863	06	500	ONGOING & MAJOR MAINTENANCE ACCOUNT	BEST ACCESS SYSTEMS	MAINT-MATERIALS	4,941.88
P47866	03	500	UNRESTRICTED RESOURCE	WAXIE SANITARY SUP. 334773400	CSR-STOCK	2,640.36
P47867	03	500	DEFERRED MAINTENANCE EXPENSE	FOURTH STREET ROCK CRUSHER	MAINT-CONCRETE SERVICE	1,127.23
P47868	06	500	ONGOING & MAJOR MAINTENANCE ACCOUNT	FERGUSON ENTERPRISES	MAINT-MATERIALS AND SUPPLIES	452.65
P47869	14	500	UNRESTRICTED RESOURCE	C.B. CASE CONCRETE PUMPING	MAINT-CONCRETE PUMPING AT RUSTIC LANE	366.25
P47870	03	500	UNRESTRICTED RESOURCE	OFFICE DEPOT	CSR-STOCK	1,252.49
P47949	06	500	TRANSPORTATION: HOME TO SCHOOL	MARK CHRISTOPHER, INC.	TRANS- ENGINE REPLACEMENT	4,712.12
P47950	06	500	GIFTED & TALENTED EDUCATION (GATE)	I.M.P.A.C. GOVERNMENT SERVICES	JVHS-INSTRUCTIONAL MATERIALS	329.50
P47951	03	500	UNRESTRICTED RESOURCE	WIDE RANGE, INC.	EC-INSTRUCTIONAL MATERIALS	382.80
P47952	14	500	UNRESTRICTED RESOURCE	SPECTRA-TONE PAINT CORPORATION	MAINT-PAINT AND SUPPLIES	1,668.88
P47953	03	500	DEFERRED MAINTENANCE EXPENSE	VISTA PAINT	MAINT-PAINT AND SUPPLIES	454.32
P47954	06	500	ONGOING & MAJOR MAINTENANCE ACCOUNT	CLARK SECURITY PRODUCTS	MAINT-MATERIALS AND SUPPLIES	2,535.33
P47956	06	175	NCLB: TITLE I, PART A, BASIC GRANTS	I.M.P.A.C. GOVERNMENT SERVICES	WR-BOOKS	595.86
P47957	06	500	ONGOING & MAJOR MAINTENANCE ACCOUNT	INLAND LIGHTING	MAINT-LIGHT BULBS	254.56
P47958	14	500	UNRESTRICTED RESOURCE	ROBERTSON INDUSTRIES, INC.	MAINT-GROUNDS SUPPLIES	2,907.82

P.O.#	Fund	School	Resource	Vendor	Description	Amount
P47959	03	500	UNRESTRICTED RESOURCE	CATALINA BALLAST & BULB	CSR-STOCK	1,453.01
P47962	03	300	DISCRETIONARY	PC & MACEXCHANGE	JVHS-TECH SUPPLIES	339.29
P47963	03	300	DISCRETIONARY	PC & MACEXCHANGE	JVHS-SUPPLIES	528.04
P47964	03	300	DISCRETIONARY	INTERNATIONAL LASER GROUP	JVHS-TONER CARTRIDGES	867.00
P47966	21	500	WIRING/COMMUNICATIONS	CABLE & WIRELESS TECHNOLOGIES	EC-TECH SUPPLIES	9,678.06
P47967	03	300	DISCRETIONARY	EDUCATIONAL SYSTEMS INTERNA.	JVHS-FORMS & SUPPLIES	3,675.03
P47968	03	300	DISCRETIONARY	ACADEMIC BOOK SERVICES	JVHS-BOOKS	475.00
P47969	06	500	NCLB: TITLE II, PART A, TEACHER QUA	I.M.P.A.C. GOVERNMENT SERVICES	EC/TECH-INSTRUCTIONAL MATERIALS	1,263.98
P47970	03	500	UNRESTRICTED RESOURCE	CDW-G	EC/TECH-SOFTWARE	5,757.10
P47984	03	500	UNRESTRICTED RESOURCE	KELLY PAPER COMPANY	PRINT SHOP-OPEN PO-SUPPLIES	5,000.00
P47985	03	500	UNRESTRICTED RESOURCE	ADVANTAGE GRAPHICS/STP	PRINT SHOP-OPEN PO-NUMBERING OF FORMS	2,000.00
P47986	03	500	UNRESTRICTED RESOURCE	SYSTEM ONE BUSINESS PRODUCTS	PRINT SHOP-OPEN PO-SUPPLIES	1,200.00
P47987	03	500	UNRESTRICTED RESOURCE	DOMESTIC LINEN SUPPLY CO	PRINT SHOP-OPEN PO-SHOP TOWELS AND MATS	1,500.00
P47989	03	410	DISCRETIONARY	STATER BROTHERS	NV-OPEN PO FOR GROCERIES	450.00
P47990	03	500	UNRESTRICTED RESOURCE	STATER BROTHERS	EC/TECH-OPEN PO FOR SUPPLIES	500.00
P47993	06	500	SPECIAL EDUCATION	JANELLE PUBLICATIONS	EC-INSTRUCTIONAL MATERIALS AND SUPPLIES	213.34
P47995	06	500	ECONOMIC IMPACT AID: LIMITED ENGLIS	STATER BROTHERS	EC-OPEN PO FOR SUPPLIES	1,200.00
P47996	06	500	SPECIAL EDUCATION	JANELLE PUBLICATIONS	EC-INSTRUCTIONAL MATERIALS	203.00
P48002	03	300	UNRESTRICTED RESOURCE	WASC	JVHS-ACCREDITATION COST 03/04	575.00
P48005	03	300	DISCRETIONARY	JOSTEN'S INC - DIPLOMA ORDERS	JVHS-DIPLOMAS	3,251.81
P48006	03	500	UNRESTRICTED RESOURCE	GRAYBAR ELECTRIC COMPANY	EC/TECH-OPEN PO FOR SUPPLIES	500.00
P48008	03	500	UNRESTRICTED RESOURCE	SAN MANUEL BOTTLED WATER GROUP	EC-BOTTLED WATER	500.00
P48011	06	200	SPECIAL EDUCATION	CM SCHOOL SUPPLY CO.	JMS-OPEN PO FOR SUPPLIES	300.00
P48012	03	500	UNRESTRICTED RESOURCE	CSBA	EC/BUS SERV-MEMBERSHIP DUES 03/04	12,260.00
P48013	06	500	NCLB: TITLE II, PART A, TEACHER QUA	ALIN PARTY SUPPLIES CO.	EC-OPEN PO FOR SUPPLIES	500.00
P48015	06	500	NCLB: TITLE II, PART A, TEACHER QUA	STATER BROTHERS	EC-OPEN PO FOR SUPPLIES	3,000.00
P48016	03	500	UNRESTRICTED RESOURCE	RIVERSIDE CO. SHERIFF'S DEPT.	EC-OPEN PO FOR SECURITY AT BOARD MEETING	9,000.00
P48018	03	300	DISCRETIONARY	CDW-G	JVHS/TECH SUPPLIES	797.35
P48019	06	500	ONGOING & MAJOR MAINTENANCE ACCOUNT	ROTO-ROOTER SERVICE/PLUMBING	MAINT-SERVICES	645.00
P48021	06	500	SCHOOL READINESS PROGRAM	DELL	EC/SCS-COMPUTERS & MS OFFICE SOFTWARE	1,980.91
P48023	03	500	UNRESTRICTED RESOURCE	MCGRATHS	EC/SUPT-CATERING MANAGEMENT RETREAT	350.00
P48024	03	500	UNRESTRICTED RESOURCE	SCOTT ELECTRIC-SPEC. LAMP DIV.	CSR-STOCK	716.54
P48025	03	500	UNRESTRICTED RESOURCE	CORPORATE EXPRESS	EC/PUR-OPEN PO FOR SUPPLIES	300.00
P48030	06	500	ONGOING & MAJOR MAINTENANCE ACCOUNT	FOURTH STREET ROCK CRUSHER	MAINT-CONCRETE	447.07
P48033	03	165	DISCRETIONARY	UPSTART	TS-SUPPLIES	218.05
P48035	25	500	RESTROOMS	BRAGG CRANE SERVICE	MAINT-CRANE SERVICE AT PA AND RL	2,447.00

A-3
3/3

P.O.#	Fund	School	Resource	Vendor	Description	Amount
P48036	06	500	ONGOING & MAJOR MAINTENANCE ACCOUNT	RIVERSIDE BLUEPRINT	MAINT-BLUEPRINTS	520.92
P48039	06	500	ONGOING & MAJOR MAINTENANCE ACCOUNT	ABRASIVE BLASTING	MAINT-WATER BLAST POOL DECK AREA JVHS	8,100.00
P48041	03	500	UNRESTRICTED RESOURCE	DANONE WATERS OF NORTH AMERICA, INC	EC/FISC SERV-OPEN PO FOR BOTTLED WATER	700.00
P48042	03	500	UNRESTRICTED RESOURCE	STERICYCLE	EC/BUS SERV-OPEN PO WASTE DISPOSAL	600.00
P48043	03	500	UNRESTRICTED RESOURCE	MCGRATHS	EC-OPEN PO FOR MATERIALS FOR NEW TEACH.	400.00
P48045	03	300	DISCRETIONARY	FARONICS TECHNOLOGIES INC.	JVHS-COMPUTER SOFTWARE	763.48
P48049	06	500	SPECIAL EDUCATION	RIVERSIDE PUBLISHING CO.	EC/SPEC ED-INSTRUCTIONAL MATERIALS	1,464.60
P48053	06	500	SPECIAL EDUCATION	LINGUI SYSTEMS, INC.	EC/SPEC ED-INSTRUCTIONAL MATERIALS	212.80
P48054	06	500	SPECIAL EDUCATION	LINGUI SYSTEMS, INC.	EC/SPEC ED-INSTRUCTIONAL MATERIALS	295.90
P48061	06	500	SPECIAL EDUCATION	LINGUI SYSTEMS, INC.	EC/SPEC ED-INSTRUCTIONAL MATERIALS	421.00
P48063	06	160	SPECIAL EDUCATION	LINGUI SYSTEMS, INC.	SS-INSTRUCTIONAL MATERIALS	255.70
P48064	06	500	SPECIAL EDUCATION	LINGUI SYSTEMS, INC.	EC/SPEC ED-INSTRUCTIONAL MATERIALS	602.00
P48065	03	500	HEALTH & WELFARE CLEARING	SAFEGUARD HEALTH PLANS	EC-OPEN PO-MONTHLY PREMIUMS	4,500.00
P48066	03	500	UNRESTRICTED RESOURCE	SHRED-IT	EC-OPEN PO-SHREDDING SERVICE	2,500.00
P48068	06	500	SPECIAL EDUCATION	SUPER DUPER SCHOOL COMPANY	EC/SPEC ED-INSTRUCTIONAL MATERIALS	314.51
P48069	06	500	SPECIAL EDUCATION	SUPER DUPER SCHOOL COMPANY	EC/SPEC ED-INSTRUCTIONAL MATERIALS	290.90
P48070	06	500	SPECIAL EDUCATION	SUPER DUPER SCHOOL COMPANY	EC/SPEC ED-INSTRUCTIONAL MATERIALS	219.00
P48074	03	500	UNRESTRICTED RESOURCE	XEROX CORP - CUST. #971788765	CSR-STOCK	35,258.49
P48075	03	500	UNRESTRICTED RESOURCE	XEROX CORP - CUST. #971788765	CSR-STOCK	10,968.96
P48076	03	500	UNRESTRICTED RESOURCE	PIONEER STATIONERS INC	CSR-STOCK	4,953.59
P48077	03	500	UNRESTRICTED RESOURCE	SOUTHWEST SCHOOL SUPPLY	CSR-STOCK	5,998.04
P48079	06	500	ONGOING & MAJOR MAINTENANCE ACCOUNT	REBEL RENTS	MAINT-EQUIPMENT RENTAL	561.94
P48083	03	500	UNRESTRICTED RESOURCE	KEN'S SPORTING GOODS	CSR-STOCK	290.54
P48086	06	500	TRANSPORTATION: HOME TO SCHOOL	SOUTHERN CALIFORNIA GAS COMPANY	TRANS-MAINTENANCE FEE FOR CNG FUELING ST	400.00
P48087	14	500	UNRESTRICTED RESOURCE	CHATFIELD-CLARKE COMPANY	MAINT-SUPPLIES AND MATERIALS	723.39
P48088	03	170	GOVERNOR'S PERFORMANCE AWARD (SB1X)	USI	VB-INSTRUCTIONAL MATERIALS AND SUPPLIES	2,462.99
P48090	03	500	UNRESTRICTED RESOURCE	HILLYARD FLOOR CARE	CSR-STOCK	4,350.30
P48091	03	500	UNRESTRICTED RESOURCE	PIONEER CHEMICAL COMPANY	CSR-STOCK	6,480.30
P48092	03	500	UNRESTRICTED RESOURCE	UNISOURCE FACILITIES SUPPLIES	CSR-STOCK	1,947.32
P48093	03	500	UNRESTRICTED RESOURCE	WAXIE SANITARY SUP. 334773400	CSR-STOCK	2,931.02
P48094	03	500	UNRESTRICTED RESOURCE	XEROX CORP - CUST. #971788765	CSR-STOCK	3,458.83
P48098	06	165	IMMEDIATE INTERVENTION/UNDERPERFORM	READ NATURALLY	TS-INSTRUCTIONAL MATERIALS	1,209.88
P48100	06	500	SPECIAL EDUCATION	SUPER DUPER SCHOOL COMPANY	EC-INSTRUCTIONAL MATERIALS	286.65
P48102	06	165	NCLB: TITLE I, PART A, BASIC GRANTS	TEACHER'S FRIEND PUBLICATIONS	TS-SUPPLIES	532.88
P48108	03	305	DISCRETIONARY	LAGUNA CLAY	RHS-CLAY	335.10
P48109	06	500	HEAD START	ZONES	EC/HEADSTART-LICENSES	322.35

Purchases Over $200
08/02/03 thru 08/29/03

P.O.#	Fund	School	Resource	Vendor	Description	Amount
P48109	06	500	NCLB: TITLE I, PART A, BASIC GRANTS	ZONES	EC/HEADSTART-LICENSES	71.63
P48109	12	500	CHILD DEVELOPMENT: STATE PRESCHOOL	ZONES	EC/HEADSTART-LICENSES	322.36
P48110	06	500	SPECIAL EDUCATION	TANGRAM INTERIORS	EC-FILE CABINET	207.18
P48111	06	500	SPECIAL EDUCATION	RIVERSIDE PUBLISHING CO.	EC-INSTRUCTIONAL SUPPLIES	529.34
P48112	03	500	UNRESTRICTED RESOURCE	WESTERN PSYCHOLOGICAL SERVICES	EC-SUPPLIES	220.46
P48113	03	500	UNRESTRICTED RESOURCE	WESTERN PSYCHOLOGICAL SERVICES	EC-SUPPLIES	801.88
P48115	03	500	UNRESTRICTED RESOURCE	WESTERN PSYCHOLOGICAL SERVICES	EC-SUPPLIES	587.88
P48117	03	500	UNRESTRICTED RESOURCE	WESTERN PSYCHOLOGICAL SERVICES	EC-SUPPLIES	421.01
P48119	03	500	UNRESTRICTED RESOURCE	WESTERN PSYCHOLOGICAL SERVICES	EC-SUPPLIES	586.71
P48121	06	140	NCLB: TITLE I, PART A, BASIC GRANTS	RESOURCES FOR EDUCATORS	PER-SUBSCRIPTION	309.24
P48122	06	305	AGRICULTURAL VOCATIONAL INCENTIVE G	C.L. SMITH HAY COMPANY	RHS-HAY	3,258.36
P48123	03	500	UNRESTRICTED RESOURCE	PRESS ENTERPRISE COMPANY	EC-OPEN PO-ADVERTISING	5,000.00
P48124	03	500	SAFETY CREDIT	CORPORATE EXPRESS	EC/BUS SERV-OPEN PO FOR OFFICE SUPPLIES	1,000.00
P48125	03	500	SAFETY CREDIT	GRAINGER W W INC	EC/BUS SERV-OPEN PO FOR HEALTH & SAFETY	1,000.00
P48126	03	500	SAFETY CREDIT	MEDCO	EC/BUS SERV-OPEN PO FOR MEDICAL SUPPLIES	500.00
P48127	03	500	SAFETY CREDIT	AMERICAN TIRE DISPOSAL	EC/BUS SERV-OPEN PO FOR TIRE DISPOSAL SE	800.00
P48128	03	500	SAFETY CREDIT	FILTER RECYCLING SERVICE	EC/BUS SERV-OPEN PO FOR WASTE OIL/FILTER	800.00
P48129	03	500	SAFETY CREDIT	COMP USA	EC/BUS SERV-OPEN PO FOR COMPUTER SUPPLIE	900.00
P48130	03	500	SAFETY CREDIT	COM SER CO	EC/BUS SERV-OPEN PO FOR PARTS/SERVICES	800.00
P48131	03	500	SAFETY CREDIT	INLAND EMPIRE OCCUP. MEDICINE	EC/BUS SERV-OPEN PO FOR MEDICAL SERVICES	3,000.00
P48132	03	500	SAFETY CREDIT	J J KELLER	EC/BUS SERV-OPEN PO FOR WORKERS COMP & L	400.00
P48133	03	500	SAFETY CREDIT	CENTRAL OCCUPATIONAL	EC/BUS SERV-OPEN PO FOR MED. SERVICES	2,000.00
P48134	06	165	IMMEDIATE INTERVENTION/UNDERPERFORM	RIVERDEEP - THE LEARNING COMPANY	TS-READING PROGRAM SOFTWARE	526.81
P48135	06	165	IMMEDIATE INTERVENTION/UNDERPERFORM	LANGUAGE CIRCLE ENTERPRISE	TS-INSTRUCTIONAL MATERIALS	3,589.00
P48136	03	300	DISCRETIONARY	FLINN CHEMICAL CATALOG	JVHS-INSTRUCTIONAL MATERIALS	2,413.78
P48137	06	175	NCLB: TITLE I, PART A, BASIC GRANTS	HOUGHTON MIFFLIN CO	WR-INSTRUCTIONAL MATERIALS	12,966.20
P48138	03	500	SAFETY CREDIT	CENTRAL OCCUPATIONAL	EC/BUS SERV-OPEN PO FOR WORKER COMP.	2,000.00
P48139	03	500	SAFETY CREDIT	TELEMATION	EC/BUS SERV-OPEN PO FOR ERGONOMIC PHONE	800.00
P48140	03	500	SAFETY CREDIT	MICRO WAREHOUSE	EC/BUS SERV-OPEN PO FOR OFFICE SUPPLIES	600.00
P48141	06	500	NCLB: TITLE I, PART A, BASIC GRANTS	CORPORATE EXPRESS	EC-OPEN PO FOR SUPPLIES	1,000.00
P48141	06	500	SCHOOL IMPROVEMENT PROGRAM (SIP)	CORPORATE EXPRESS	EC-OPEN PO FOR SUPPLIES	1,000.00
P48146	03	500	UNRESTRICTED RESOURCE	UNITED GREEN MARK, INC.	MAINT-SUPPLIES	586.42
P48152	03	165	GOVERNOR'S PERFORMANCE AWARD (SB1X)	DELL	TS-LICENSES	1,593.78
P48153	06	500	WORKFORCE INVESTMENT ACT (WIA)	DELL	YOC-WINDOWS XP PRO LICENSE	546.62
P48154	03	500	UNRESTRICTED RESOURCE	SCHOOL HEALTH SUPPLY CO	CSR-STOCK	412.14
P48155	03	500	UNRESTRICTED RESOURCE	SEA-CLEAR POOLS, INC.	MAINT-REPAIRS AT RHS & JVHS	4,860.00

Purchases Over $200
08/02/03 thru 08/29/03

P.O.#	Fund	School	Resource	Vendor	Description	Amount
P48156	03	155	GOVERNOR'S PERFORMANCE AWARD (SB1X)	PIONEER CHEMICAL COMPANY	SA-AIR MOVER	420.23
P48157	03	500	UNRESTRICTED RESOURCE	INTERSTATE BATTERIES	CSR-STOCK	293.25
P48158	14	500	UNRESTRICTED RESOURCE	CONTRACT CARPET COMPANY	MAINT-FURNISH AND INSTALL TILE AND CARPET	3,888.35
P48159	25	500	RESTROOMS	BRAGG CRANE SERVICE	MAINT-CRANE SERVICE AT WEST RIVERSIDE	1,742.00
P48164	03	500	UNRESTRICTED RESOURCE	ADVANCE	EC-FEES FOR RECRUITMENT/ADVERTISEMENT	1,200.00
P48165	03	500	UNRESTRICTED RESOURCE	BOISE OFFICE SOLUTIONS	CSR-STOCK	418.93
P48166	03	500	UNRESTRICTED RESOURCE	OFFICE DEPOT	CSR-STOCK	2,885.98
P48167	03	500	UNRESTRICTED RESOURCE	PIONEER STATIONERS INC	CSR-STOCK	996.92
P48168	03	500	UNRESTRICTED RESOURCE	SCHOOL SPECIALTY	CSR-STOCK	1,907.82
P48169	03	500	UNRESTRICTED RESOURCE	SOUTHWEST SCHOOL SUPPLY	CSR-STOCK	563.68
P48170	06	140	NCLB: TITLE I, PART A, BASIC GRANTS	DELL	PER-COMPUTERS LICENSES	9,904.20
P48171	06	500	ECONOMIC IMPACT AID: LIMITED ENGLIS	CORPORATE EXPRESS	EC/SCS-OPEN PO FOR SUPPLIES	450.00
P48171	06	500	NCLB: TITLE III, LIMITED ENGLISH PR	CORPORATE EXPRESS	EC/SCS-OPEN PO FOR SUPPLIES	1,000.00
P48172	03	305	DISCRETIONARY	OFFICE DEPOT	RHS-DESK AND RETURN	482.91
P48173	03	500	UNRESTRICTED RESOURCE	STATE OF CALIFORNIA	EC/BUS SERV-EPA & ID # VERIFICATION FEES	250.00
P48174	06	500	NCLB: TITLE I, PART A, BASIC GRANTS	OFFICEMAX	EC-OPEN PO FOR SUPPLIES	125.01
P48174	06	500	SCHOOL IMPROVEMENT PROGRAM (SIP)	OFFICEMAX	EC-OPEN PO FOR SUPPLIES	124.99
P48175	06	500	NCLB: TITLE I, PART A, BASIC GRANTS	STATER BROTHERS	EC-OPEN PO FOR SUPPLIES .	500.00
P48175	06	500	SCHOOL IMPROVEMENT PROGRAM (SIP)	STATER BROTHERS	EC-OPEN PO FOR SUPPLIES	500.00
P48176	03	500	SAFETY CREDIT	COSTCO WHOLESALE	EC/BUS SERV-OPEN PO FOR ERGONOMIC SAFETY	600.00
P48179	03	500	SAFETY CREDIT	STAPLES	EC/BUS SERV-OPEN PO FOR OFFICE SUPPLIES	1,000.00
P48180	03	500	SAFETY CREDIT	TRAFFIC CONTROL SERVICE	EC/BUS SERV-OPEN PO FOR TRAFFIC CONTROL	800.00
P48182	06	500	SCHOOL READINESS PROGRAM	KINKOS	EC/SCS-OPEN PO FOR SERVICES AND SUPPLIES	500.00
P48187	06	165	IMMEDIATE INTERVENTION/UNDERPERFORM	RIGBY	TS-INSTRUCTIONAL MATERIALS AND SUPPLIES	3,846.79
P48189	03	500	STATE LOTTERY	GBC NATIONAL SERVICE DEPT.	EC/TECH-EQUIP MAINT AGREEMENT	463.00
P48190	03	500	SAFETY CREDIT	MURRAY'S HOTEL/RESTAURANT SUP.	JVHS-PRO TECH ORTHO MAT	275.84
P48190	06	300	VOCATIONAL PROGRAMS: VOC & APPL TEC	MURRAY'S HOTEL/RESTAURANT SUP.	JVHS-PRO TECH ORTHO MAT	275.84
P48191	06	500	ECONOMIC IMPACT AID: LIMITED ENGLIS	TARGET GREATLAND	EC/LS-OPEN PO FOR INSTRUCTIONAL MATERIALS	250.00
P48192	06	500	ECONOMIC IMPACT AID: LIMITED ENGLIS	TARGET GREATLAND	EC/LS-OPEN PO FOR INSTRUCTIONAL MATERIALS	250.00
P48193	06	500	SCHOOL READINESS PROGRAM	BARNES & NOBLE	EC/SCS-BOOKS	2,055.87
P48194	03	500	UNRESTRICTED RESOURCE	U.S. POSTAL SERVICE	EC-OPEN PO-POSTAGE	50,000.00
P48195	03	500	UNRESTRICTED RESOURCE	CORPORATE EXPRESS	EC/BUS SERV-SUPPLIES	225.70
P48196	03	500	UNRESTRICTED RESOURCE	FOUR SEASON'S TREE SERVICE	MAINT-TREE WORK AT RUSTIC LANE	1,225.00
P48198	06	500	TRANSPORTATION: HOME TO SCHOOL	O & R FOURWHEEL DRIVER	TRANS-REPAIRS	871.00
P48199	06	500	TRANSPORTATION: HOME TO SCHOOL	MARK CHRISTOPHER, INC.	TRANS-REPAIRS	879.31
P48202	03	500	UNRESTRICTED RESOURCE	FOUR SEASON'S TREE SERVICE	MAINT-TREE WORK AT WEST RIVERSIDE	2,875.00

A-3
8.2

P.O.#	Fund	School	Resource	Vendor	Description	Amount
P48206	03	500	UNRESTRICTED RESOURCE	OFFICE DEPOT	CSR-STOCK	3,009.46
P48207	03	500	UNRESTRICTED RESOURCE	SCHOOL SPECIALTY	CSR-STOCK	848.92
P48208	03	500	UNRESTRICTED RESOURCE	SOUTHWEST SCHOOL SUPPLY	CSR-STOCK	3,069.19
P48209	06	500	ONGOING & MAJOR MAINTENANCE ACCOUNT	TECHNICAL AIR CORPORATION	MAINT-WALL SENSORS	323.25
P48212	03	500	UNRESTRICTED RESOURCE	SAN MANUEL BOTTLED WATER GROUP	CSR-OPEN PO-BOTTLED WATER	325.00
P48214	06	500	ONGOING & MAJOR MAINTENANCE ACCOUNT	MISSION GARDEN SUPPLY	MAINT-SUPPLIES	217.99
P48217	25	500	RESTROOMS	BRAGG CRANE SERVICE	MAINT-CRANE SERVICE AT INA ARBUCKLE	1,737.00
P48220	06	500	TRANSPORTATION: HOME TO SCHOOL	A-Z BUS SALES	TRANS-REPAIR BUS #112	561.80
P48222	06	500	NCLB: TITLE I, PART A, BASIC GRANTS	COSTCO WHOLESALE	EC/CAT-OPEN PO FOR SUPPLIES AND FOOD	500.00
P48222	06	500	SCHOOL IMPROVEMENT PROGRAM (SIP)	COSTCO WHOLESALE	EC/CAT-OPEN PO FOR SUPPLIES AND FOOD	500.00
P48223	03	500	SAFETY CREDIT	SAM'S CLUB	EC-OPEN PO FOR ERGONOMIC SUPPLIES	600.00
P48224	25	500	UNRESTRICTED RESOURCE	CULVER-NEWLIN INC	JMS-STUDENT DESKS	2,677.59
P48225	03	500	UNRESTRICTED RESOURCE	CANNON PIANO'S	EC-OPEN PO PIANO TUNING AND MINOR REPAIRS	1,200.00
P48228	06	399	INSTRUCTIONAL MATERIALS REALIGNMENT	HOLT, RINEHART & WINSTON PUBL.	JVHS-INSTRUCTIONAL MATERIALS	6,438.41
P48230	03	200	DISCRETIONARY	SCANTRON SERVICE GROUP	JMS-M/A FOR SCANMAKER	503.00
P48236	03	500	UNRESTRICTED RESOURCE	U.S. POSTAL SERVICE	CSR-STOCK	1,850.00
P48240	03	300	DISCRETIONARY	GLENCOE - MCGRAW HILL	JVHS-TEXTBOOKS	1,174.44
P48241	03	210	DISCRETIONARY	HARCOURT OUTLINES, INC.	MMS-INSTRUCTIONAL SUPPLIES	341.14
P48251	06	200	FEDERAL SCHOOL RENOVATION CLASSROOM	DELL	EC/TECH-TECHNOLOGY SUPPLIES	278.00
P48252	06	205	IMMEDIATE INTERVENTION/UNDERPERFORM	LAKESHORE LEARNING MATERIALS	MLMS-BOOKS	2,480.94
P48253	03	500	STAFF DEV. BUY OUT	COSTCO	TS-OPEN PO FOR SUPPLIES	350.00
P48254	03	500	STAFF DEV. BUY OUT	MCGRATHS	TS-LUNCH FOR STAFF DEV. 9/2/03	400.00
P48255	03	500	STAFF DEV. BUY OUT	MCGRATHS	JMS-REFRESHMENTS FOR STAFF DEV.	400.00
P48256	03	500	STAFF DEV. BUY OUT	STATER BROTHERS	TS-OPEN PO FOR SUPPLIES	250.00
P48258	06	500	COMMUNITY-BASED TUTORING GRANTS	STATER BROTHERS	EC/SCS-OPEN PO FOR SCHOOL READINESS PROC	500.00
P48259	03	500	UNRESTRICTED RESOURCE	SAN MANUEL BOTTLED WATER GROUP	EC/PER-OPEN PO FOR BOTTLED WATER	300.00
P48260	03	175	DISCRETIONARY	CORPORATE EXPRESS	WR-OPEN PO FOR SUPPLIES	500.00
P48261	03	500	UNRESTRICTED RESOURCE	BONNETT IRRIGATION	MAINT-OPEN PO FOR IRRIGATION SUPPLIES	2,000.00
P48262	03	305	UNRESTRICTED RESOURCE	DANONE WATERS OF NORTH AMERICA, INC	LC-OPEN PO FOR BOTTLED WATER	800.00
P48264	06	500	SCHOOL READINESS PROGRAM	I.M.P.A.C. GOVERNMENT SERVICES	SCS-TOTE BAGS	627.18
P48265	03	500	STAFF DEV. BUY OUT	ALBERTSON'S	MLMS-OPEN PO-SUPPLIES FOR STAFF DEV.	600.00
P48266	03	500	STAFF DEV. BUY OUT	ALBERTSON'S	WR-OPEN PO-SUPPLIES FOR STAFF DEV.	250.00
P48268	03	500	STAFF DEV. BUY OUT	STATER BROTHERS	JVHS-OPEN PO-SUPPLIES	500.00
P48269	03	500	STAFF DEV. BUY OUT	MCGRATHS	RHS-BREAKFAST AND LUNCH FOR STAFF DEV.	1,702.45
P48272	03	205	DISCRETIONARY	CULVER-NEWLIN INC	MLMS-CHAIRS	848.53
P48274	06	500	VOCATIONAL PROGRAMS: VOC & APPL TEC	SCANTRON	EC-SCANTRONS	729.48

A-3 Att. 2

P.O.#	Fund	School	Resource	Vendor	Description	Amount
P48275	03	500	UNRESTRICTED RESOURCE	SCANTRON	EC/PER-SCANTRONS	566.67
P48276	13	500	CHILD NUTRITION: SCHOOL PROGRAMS (E	OFFICE DEPOT	FS-OFFICE SUPPLIES	250.30
P48277	03	501	UNRESTRICTED RESOURCE	PARTS NOW	EC/TECH-PRINTER REPAIR PARTS	395.66
P48285	06	205	SCHOOL IMPROVEMENT PROGRAM (SIP)	I.M.P.A.C. GOVERNMENT SERVICES	MLMS-MOTOROLA EARBUD	224.64
P48286	06	500	NCLB: TITLE III, LIMITED ENGLISH PR	PSYCHOLOGICAL CORPORATION, THE	EC/LS-TESTING MATERIALS	1,503.13
P48287	06	500	ECONOMIC IMPACT AID: LIMITED ENGLIS	CDW-G	EC/LS-PERSONAL COPIER	428.85
P48289	03	500	UNRESTRICTED RESOURCE	CORPORATE EXPRESS	EC-OFFICE SUPPLIES	244.46
P48290	03	305	DISCRETIONARY	ADAIR OFFICE FURNITURE	RHS-CREDENZA	341.98
P48291	06	500	HEAD START	CM SCHOOL SUPPLY CO.	EC/HS-OPEN PO SUPPLIES AND MATERIALS	225.00
P48291	06	500	NCLB: TITLE I, PART A, BASIC GRANTS	CM SCHOOL SUPPLY CO.	EC/HS-OPEN PO SUPPLIES AND MATERIALS	50.00
P48291	12	500	CHILD DEVELOPMENT: STATE PRESCHOOL	CM SCHOOL SUPPLY CO.	EC/HS-OPEN PO SUPPLIES AND MATERIALS	225.00
P48292	06	500	HEAD START	CORPORATE EXPRESS	EC/HS-OPEN PO MATERIALS AND SUPPLIES	225.00
P48292	06	500	NCLB: TITLE I, PART A, BASIC GRANTS	CORPORATE EXPRESS	EC/HS-OPEN PO MATERIALS AND SUPPLIES	50.00
P48292	12	500	CHILD DEVELOPMENT: STATE PRESCHOOL	CORPORATE EXPRESS	EC/HS-OPEN PO MATERIALS AND SUPPLIES	225.00
P48294	06	500	HEAD START	CM SCHOOL SUPPLY CO.	EC/HS-OPEN PO SUPPLIES AND MATERIALS	225.00
P48294	06	500	NCLB: TITLE I, PART A, BASIC GRANTS	CM SCHOOL SUPPLY CO.	EC/HS-OPEN PO SUPPLIES AND MATERIALS	50.00
P48294	12	500	CHILD DEVELOPMENT: STATE PRESCHOOL	CM SCHOOL SUPPLY CO.	EC/HS-OPEN PO SUPPLIES AND MATERIALS	225.00
P48295	06	500	HEAD START	ROUND TABLE PIZZA	EC/HS-OPEN PO FOR REFRESHMENTS	135.00
P48295	06	500	NCLB: TITLE I, PART A, BASIC GRANTS	ROUND TABLE PIZZA	EC/HS-OPEN PO FOR REFRESHMENTS	30.00
P48295	12	500	CHILD DEVELOPMENT: STATE PRESCHOOL	ROUND TABLE PIZZA	EC/HS-OPEN PO FOR REFRESHMENTS	135.00
P48296	06	500	HEAD START	ROUND TABLE PIZZA	EC/HS-OPEN PO FOR REFRESHMENTS	135.00
P48296	06	500	NCLB: TITLE I, PART A, BASIC GRANTS	ROUND TABLE PIZZA	EC/HS-OPEN PO FOR REFRESHMENTS	30.00
P48296	12	500	CHILD DEVELOPMENT: STATE PRESCHOOL	ROUND TABLE PIZZA	EC/HS-OPEN PO FOR REFRESHMENTS	135.00
P48297	06	500	HEAD START	TARGET GREATLAND	EC/HS-OPEN PO SUPPLIES AND MATERIALS	225.00
P48297	06	500	NCLB: TITLE I, PART A, BASIC GRANTS	TARGET GREATLAND	EC/HS-OPEN PO SUPPLIES AND MATERIALS	50.00
P48297	12	500	CHILD DEVELOPMENT: STATE PRESCHOOL	TARGET GREATLAND	EC/HS-OPEN PO SUPPLIES AND MATERIALS	225.00
P48298	06	500	HEAD START	COSTCO WHOLESALE	EC/HS-OPEN PO MATERIALS AND SUPPLIES	225.00
P48298	06	500	NCLB: TITLE I, PART A, BASIC GRANTS	COSTCO WHOLESALE	EC/HS-OPEN PO MATERIALS AND SUPPLIES	50.00
P48298	12	500	CHILD DEVELOPMENT: STATE PRESCHOOL	COSTCO WHOLESALE	EC/HS-OPEN PO MATERIALS AND SUPPLIES	225.00
P48299	06	500	HEAD START	COSTCO WHOLESALE	EC/HS-OPEN PO MATERIALS AND SUPPLIES	225.00
P48299	06	500	NCLB: TITLE I, PART A, BASIC GRANTS	COSTCO WHOLESALE	EC/HS-OPEN PO MATERIALS AND SUPPLIES	50.00
P48299	12	500	CHILD DEVELOPMENT: STATE PRESCHOOL	COSTCO WHOLESALE	EC/HS-OPEN PO MATERIALS AND SUPPLIES	225.00
P48300	06	500	HEAD START	COSTCO WHOLESALE	EC/HS-OPEN PO FILM, SUPPLIES AND FILM DEV.	450.00
P48300	06	500	NCLB: TITLE I, PART A, BASIC GRANTS	COSTCO WHOLESALE	EC/HS-OPEN PO FILM, SUPPLIES AND FILM DEV.	100.00
P48300	12	500	CHILD DEVELOPMENT: STATE PRESCHOOL	COSTCO WHOLESALE	EC/HS-OPEN PO FILM, SUPPLIES AND FILM DEV.	450.00
P48301	06	500	HEAD START	COSTCO WHOLESALE	EC/HS-OPEN PO MATERIALS AND SUPPLIES	225.00

A-3
8.8

P.O.#	Fund	School	Resource	Vendor	Description	Amount
P48301	06	500	NCLB: TITLE I, PART A, BASIC GRANTS	COSTCO WHOLESALE	EC/HS-OPEN PO MATERIALS AND SUPPLIES	50.00
P48301	12	500	CHILD DEVELOPMENT: STATE PRESCHOOL	COSTCO WHOLESALE	EC/HS-OPEN PO MATERIALS AND SUPPLIES	225.00
P48302	06	500	HEAD START	LAKESHORE	EC/HS-OPEN PO MATERIALS AND SUPPLIES	225.00
P48302	06	500	NCLB: TITLE I, PART A, BASIC GRANTS	LAKESHORE	EC/HS-OPEN PO MATERIALS AND SUPPLIES	50.00
P48302	12	500	CHILD DEVELOPMENT: STATE PRESCHOOL	LAKESHORE	EC/HS-OPEN PO MATERIALS AND SUPPLIES	225.00
P48304	06	500	WORKFORCE INVESTMENT ACT (WIA)	HOME DEPOT	YOC-OPEN PO MATERIALS AND SUPPLIES	500.00
P48307	06	500	HEAD START	STATER BROTHERS	EC/HS-OPEN PO MATERIALS AND SUPPLIES	225.00
P48307	06	500	NCLB: TITLE I, PART A, BASIC GRANTS	STATER BROTHERS	EC/HS-OPEN PO MATERIALS AND SUPPLIES	50.00
P48307	12	500	CHILD DEVELOPMENT: STATE PRESCHOOL	STATER BROTHERS	EC/HS-OPEN PO MATERIALS AND SUPPLIES	225.00
P48308	06	500	HEAD START	K-MART (LIMONITE STORE)	EC/HS-OPEN PO SUPPLIES AND MATERIALS	225.00
P48308	06	500	NCLB: TITLE I, PART A, BASIC GRANTS	K-MART (LIMONITE STORE)	EC/HS-OPEN PO SUPPLIES AND MATERIALS	50.00
P48308	12	500	CHILD DEVELOPMENT: STATE PRESCHOOL	K-MART (LIMONITE STORE)	EC/HS-OPEN PO SUPPLIES AND MATERIALS	225.00
P48309	03	125	DISCRETIONARY	CHATFIELD-CLARKE COMPANY	MB-WHITEBOARD	301.70
P48311	03	300	DISCRETIONARY	TROXELL COMMUNICATIONS INC.	JVHS-OVERHEAD PROJECTOR AND CART	3,814.35
P48312	03	175	SITE GRANT	VIRCO MANUFACTURING COMPANY	WR-FOLDING CHAIRS	584.54
P48314	06	500	HEAD START	STATER BROTHERS	EC/HS-OPEN PO MATERIALS AND SUPPLIES	225.00
P48314	06	500	NCLB: TITLE I, PART A, BASIC GRANTS	STATER BROTHERS	EC/HS-OPEN PO MATERIALS AND SUPPLIES	50.00
P48314	12	500	CHILD DEVELOPMENT: STATE PRESCHOOL	STATER BROTHERS	EC/HS-OPEN PO MATERIALS AND SUPPLIES	225.00
P48322	06	500	HEAD START	STATER BROTHERS	EC/HS-OPEN PO MATERIALS AND SUPPLIES	135.00
P48322	06	500	NCLB: TITLE I, PART A, BASIC GRANTS	STATER BROTHERS	EC/HS-OPEN PO MATERIALS AND SUPPLIES	30.00
P48322	12	500	CHILD DEVELOPMENT: STATE PRESCHOOL	STATER BROTHERS	EC/HS-OPEN PO MATERIALS AND SUPPLIES	135.00
P48327	06	500	HEAD START	STATER BROTHERS	EC/HS-OPEN PO MATERIALS AND SUPPLIES	225.00
P48327	06	500	NCLB: TITLE I, PART A, BASIC GRANTS	STATER BROTHERS	EC/HS-OPEN PO MATERIALS AND SUPPLIES	50.00
P48327	12	500	CHILD DEVELOPMENT: STATE PRESCHOOL	STATER BROTHERS	EC/HS-OPEN PO MATERIALS AND SUPPLIES	225.00
P48337	03	500	STAFF DEV. BUY OUT	ROMANO'S ITALIAN RESTUARANT	SS-LUNCHEON FOR STAFF DEV.	585.00
P48338	03	500	STAFF DEV. BUY OUT	COSTCO WHOLESALE	MMS-OPEN PO FOOD AND DRINKS	250.00
P48342	06	500	HEAD START	LAKESHORE	EC/HS-OPEN PO INSTRUCTIONAL MATERIALS	5,000.00
P48343	06	500	HEAD START	COSTCO WHOLESALE	EC/HS-OPEN PO MATERIALS AND SUPPLIES	1,500.00
P48344	06	500	HEAD START	CM SCHOOL SUPPLY CO.	EC/HS-OPEN PO MATERIALS AND SUPPLIES	1,000.00
P48345	06	500	HEAD START	STATER BROTHERS	EC/HS- OPEN PO MATERIALS AND SUPPLIES	500.00
P48348	03	500	UNRESTRICTED RESOURCE	DANONE WATERS OF NORTH AMERICA	EC-OPEN PO BOTTLED WATER	500.00
P48353	06	300	PARTNERSHIP ACADEMIES PROGRAM	COLBURN VETERINARY SERVICE	JVHS-VETERINARY SERVICES	268.20
P48354	03	500	UNRESTRICTED RESOURCE	STATER BROTHERS	EC-OPEN PO SUPPLIES	1,000.00
P48355	03	500	UNRESTRICTED RESOURCE	STATER BROTHERS	EC-OPEN PO SUPPLIES	500.00
P48358	03	155	GOVERNOR'S PERFORMANCE AWARD (SB1X)	CORPORATE EXPRESS	SA-CHAIRS	1,189.56
P48362	11	400	ADULT EDUCATION: PRIORITY 1-3, ENGL	OXFORD UNIVERSITY PRESS	LC-INSTRUCTIONAL SUPPLIES AND MATERIALS	2,413.73

A-3 8.19

Purchases Over $200
08/02/03 thru 08/29/03

P.O.#	Fund	School	Resource	Vendor	Description	Amount
P48366	03	300	DISCRETIONARY	PC & MACEXCHANGE	JVHS-TONER	354.27
P48368	11	400	ADULT EDUCATION: PRIORITY 1-3, ENGL	CDW-G	LC-CASSETTE RECORDER	226.28
P48369	06	100	FEDERAL SCHOOL RENOVATION CLASSROOM	CDW-G	EC/TECH- PRINTERS	803.45
P48371	06	500	ONGOING & MAJOR MAINTENANCE ACCOUNT	WESTERN WATER WORKS SUPPLY CO.	MAINT-OPEN PO PLUMBING SUPPLIES	1,000.00
P48372	13	500	CHILD NUTRITION: SCHOOL PROGRAMS (E	BRINK'S, INCORPORATED	FS-OPEN PO ARMORED TRUCK PICK UP	4,000.00
P48373	03	305	DISCRETIONARY	RIVERSIDE CO. SHERIFF'S DEPT.	RHS-OPEN PO SECURITY AT RHS	3,000.00
P48374	03	305	DISCRETIONARY	RED HAWK SECURITY	RHS-OPEN PO SECURITY AT RHS	2,000.00
P48376	03	500	STAFF DEV. BUY OUT	STATER BROTHERS	PER-OPEN PO REFRESHMENTS AND SUPPLIES	375.00
P48377	06	500	NCLB: TITLE II, PART A, TEACHER QUA	INDIAN HILLS COUNTRY CLUB	EC-OPEN PO BANQUET ROOM RENTAL	10,000.00
P48378	03	145	DISCRETIONARY	JONES-CAMPBELL COMPANY	RL-FILE CABINETS	946.05
P48379	03	210	DISCRETIONARY	JONES-CAMPBELL COMPANY	MMS-BOOKCASES	492.42
P48380	11	400	ADULT EDUCATION: PRIORITY 1-3, ENGL	THOMSON LEARNING	LC-INSTRUCTIONAL MATERIALS AND SUPPLIES	2,957.88
P48382	03	500	UNRESTRICTED RESOURCE	EMCAL SCIENTIFIC INC.	CSR-MICROSCOPE REPAIRS	231.00
P48383	03	165	DONATIONS	INSIDE THE OUTDOORS	TS-ADMISSION FEES FOR FIELD TRIP	700.00
P48388	03	300	DISCRETIONARY	OFFICE DEPOT	JVHS-PERSONAL OFFICE SHREDDER	213.33
P48393	11	400	ADULT EDUCATION: PRIORITY 1-3, ENGL	PRENTICE HALL	LC-AUDIO CASSETTES	284.01
P48402	06	500	TRANSPORTATION: HOME TO SCHOOL	ZONES	TRANS-FILEMAKER PRO 6.0 LICENSE	425.45
P48403	06	205	IMMEDIATE INTERVENTION/UNDERPERFORM	FARONICS TECHNOLOGIES INC.	MLMS-"UBL" DEEP FREEZE STANDARD	765.03
P48404	06	205	IMMEDIATE INTERVENTION/UNDERPERFORM	GENERAL BINDING SALES CORP	MLMS-LAMINATOR	2,114.47
P48405	03	500	SAFETY CREDIT	OFFICE DEPOT	EC-OPEN PO MATERIALS AND SUPPLIES	500.00
P48406	25	500	UNRESTRICTED RESOURCE	VIRCO MANUFACTURING COMPANY	MMS-TABLES, CHAIRS AND DESKS	3,544.05
P48407	03	500	UNRESTRICTED RESOURCE	NICK RAIL MUSIC	RHS-OPEN PO INSTRUMENT REPAIR	3,000.00
P48408	03	500	UNRESTRICTED RESOURCE	FLORES INSTRUMENT REPAIR	RHS-OPEN PO INSTRUMENT REPAIRS	3,000.00
P48409	06	300	PARTNERSHIP ACADEMIES PROGRAM	WESTERN MILLING	JVHS-50# BAG ROUND UP SHOW MASTER	338.00
P48412	03	305	DISCRETIONARY	SOCIAL COMMERCIAL PRINTING	RHS-PRINTING OF TALON SCHOOL PAPER	380.63
P48415	03	500	STAFF DEV. BUY OUT	MCGRATHS	PA-CATERING FOR STAFF DEVELOPMENT DAY	452.55
P48416	21	500	BUS LOOP & DROP OFF AREA	PRESS ENTERPRISE COMPANY	EC-LEGAL ADVERTISEMENT	720.20
P48417	25	500	UNRESTRICTED RESOURCE	CULVER-NEWLIN INC	JVHS-STUDENT DESKS	4,005.46
P48418	06	500	NCLB: TITLE III, LIMITED ENGLISH PR	TOUCAN ED. PUBLISHING CO.	EC/LS-MODULES FOR CLAD TRAINING	1,179.49
P48419	03	300	DISCRETIONARY	MURRAY'S HOTEL/RESTAURANT SUP.	JVHS-FLOOR MATS	303.86
P48421	03	500	STAFF DEV. BUY OUT	STATER BROTHERS	IA-OPEN PO FOR INCENTIVES, REWARDS	189.90
P48421	06	115	NCLB: TITLE I, PART A, BASIC GRANTS	STATER BROTHERS	IA-OPEN PO FOR INCENTIVES, REWARDS	110.10
P48422	06	500	HEAD START	IMAGINE THAT	EC/HS-OPEN PO INSTRUCTIONAL MATERIALS	3,000.00
P48423	03	150	DISCRETIONARY	MEMORABLE OCCASIONS	SC-LUNCH FOR STAFF DEVELOPMENT	64.65
P48423	03	500	STAFF DEV. BUY OUT	MEMORABLE OCCASIONS	SC-LUNCH FOR STAFF DEVELOPMENT	743.48
P48446	03	500	STAFF DEV. BUY OUT	MCGRATHS	VB-CATERING STAFF DEVELOPMENT	380.00

A-3 Att. 10

P.O.#	Fund	School	Resource	Vendor	Description	Amount

316	P.O.'s over $200	562,163.73
195	P.O.'s NOT over $200	16,195.61
511	TOTAL PURCHASE ORDERS	578,359.34

RECOMMEND APPROVAL: Sheila E. Carpenter 9/3/03

Director of Centralized Support Services

A-3
09.11

JURUPA UNIFIED SCHOOL DISTRICT

MONTHLY PAYROLL DISBURSEMENTS

September 15, 2003

JULY PAYROLL	MONTHLY	HOURLY	PAYMENT
CERTIFICATED	$ 989,323.36	$ 228,918.56	$ 1,218,241.92
CLASSIFIED	$ 801,843.63	$ 185,935.16	$ 987,778.79
BOARD MEMBERS	$ 1,600.00	-0-	$ 1,600.00
	TOTAL JULY PAYMENT		$ 2,207,620.71

AUGUST PAYROLL	MONTHLY	HOURLY	PAYMENT
CERTIFICATED	$ 1,387,639.16	$ 36,151.14	$ 1,423,790.30
CLASSIFIED	$ 717,767.38	$ 302,947.32	$ 1,020,714.70
BOARD MEMBERS	$ 1,600.00	-0-	$ 1,600.00
	TOTAL AUGUST PAYMENT		$ 2,446,105.00

RECOMMEND APPROVAL: _____

Elliott Duchon
DEPUTY SUPERINTENDENT
BUSINESS SERVICES &
GOVERNMENTAL RELATIONS

A-4

JURUPA UNIFIED SCHOOL DISTRICT

2003/2004 AGREEMENTS

Agreement Number	Contractor	Amount	Fund/Program To Be Charged	Purpose
04-1	***Consultant or Personal Service Agreements***			
04-1-K	Judy Anderson (Julianne)	NTE $225.00	S.I.P.	Provide a mathematics inservice for teachers at Pedley Elementary School. 9/2/2003.
04-1-L	Animal Ambassadors, Inc.	NTE $800.00	Donations	Present three assemblies for students at Sunnyslope Elementary School. 11/13/2003.
04-1-M	Barbara Cockerham	NTE $3,000.00	Title I	Provide two full day inservices focusing on reading fluency, vocabulary and comprehension; with follow-up inservices for teachers at Pacific Avenue Elementary School. 9/2/2003 to 6/30/2004.
04-1-N	Gregg Nelsen	NTE $10,500.00	Title II	Provide 30 days assisting the Categorical Department to improve curriculum and instructional methods in reading, writing, and math. Assist with database for CST, CAT6, CRT; provide workshops to schools. 9/2/2003 to 6/30/2004.
04-1-O	Linda Vickers	NTE $18,464.40	IASA - Title I Basic Grants Low Income and Neglected	Provide 45 days of staff development such as demonstration teaching, group tutoring, research and evaluation, and curriculum development. 9/2/2003 to 6/30/2004.

A-5

Agreement Number	Contractor	Amount	Fund/Program To Be Charged	Purpose
04-3	***Riverside County Schools Agreements***			
04-3-B	Advocacy Association (C-4803)	$9,000.00	General Fund	Participate in the Riverside County Advocacy Association for advocacy services related to legislation and regulation. 7/1/2003 to 6/30/2004.
04-3-C	Riverside County Achievement Team (RCAT)	$15,000.00	General Fund	RCOE to provide staff member(s) to map District's Essential Standards for reading comprehension at Glen Avon Elementary School. Includes student assessments of STAR tests, California Standards Tests and CAT 6; lesson plans and case study results and student work. 7/1/2003 to 6/30/2004.
04-7	***Architectural & Inspector Agreements***			
03-7-O+M1	Lyle Smoot	NTE $21,000.00 Plus Expenses	Measure "C"	Modification increases funding by $9,000.00 for a total of $21,000.00 and extends term. Consultant to advise & assist with school facilty modernization & new construction application packages to OPSC. 9/15/2003 to 6/30/2004.

Agreement Number	Contractor	Amount	Fund/Program To Be Charged	Purpose
04-8	*Other Agreements*			
03-8-T+M1	Waste Management (previously International Rubbish Services)	As Per Fee Schedule	General Fund	Modification applies to the last year of a 4-year term for rubbish and recycling services districtwide (Bid #00/01L), and a change of name. 10/1/1999 to 9/30/2004.
04-8-U	AXIOM	11% of recovered Medi-Cal Funds & MAA funds	N/A	Administer District's Medi-Cal LEA Billing Option Program (term 1/1/2004 to 6/30/2004); and Medi-Cal Administrative Activities Program (MAA term 7/1/2003 to 6/30/2004).
04-8-V	Davis Demographics & Planning, Inc.	NTE $33,970.00	Developer Fees	Provide updated demographic data, development and create 7-year projections by residence for facility planning. 9/15/2003 to 6/30/2004.
04-8-W	Dell Professional Services (#960-3637, 960-3638)	N/A	N/A	Consulting Services Agreement & Statement of Work. Cost waived. 7/21/2003 to 10/31/2003.
04-8-X	G.M.S. Elevator Services	NTE $2,790.00	General Fund	Elevator service for Education Center and Jurupa Valley High School. Oct. 1, 2003 to June 30, 2004.

The Deputy Superintendent Business Services & Governmental Relations will have copies of agreements available for review by the Board.

ED/et

09/15/03



Jurupa High School # 3
Change Order # 1
Change Order Summary
6/30/2003

IB # refers to Instruction Bulletin Number
RFI # refers to Request for Information Number

Category # 2 - Structural Steel

Revise columns, beam ends & connections per RFI # 32	$2,425.00
Revise shop drawings per RFI # 34	$1,569.00
Delete galvanizing scope of work per Addenda 2	-$144,943.00
Revise Bldg C anchor bolt plates per structural engineer comments	$2,091.00
Provide detailing overtime for Bldg E due to structural revisions	$697.00
Revise shop drawings due to dimension changes at D & E	$2,718.00
Revise shop drawings due to dimension changes at B & C	$5,227.00
Provide detailing & materials at Bldg E due to design revisions	$7,874.00
Revise shop drawings for Bldg C due to elevation changes	$11,760.00
Provide detailing & materials for Bldg B & C per IB # 7	$9,625.00
Provide revision to stair 7 per IB # 5	$1,673.00
Revise shop drawings for canopy revisons at C & B	$1,045.00
Provide bracing revisions per RFI # 35	$1,463.00
Provide hand rail revisions RFI # 178	$1,775.00
	-$95,001.00

Category # 5 - Concrete

Provide galvanized trench grates in the science rooms	$3,454.00
Provide caisson reinforcing revisions per SK 8	$495.00
Provide foundation revisions at Bldg D per RFI # 142	$534.00
Provide grade beam revisions at Bldg D per IB # 6	$547.00
Modify grade beam at Bldg B for storm drain conflict per RFI # 204	$174.00
Provide site wall footing revisions north of Bldg B, per IB # 14	$17,212.00
Provide stepped footing revisions at Bldg A per RFI # 179	$352.00
Provide reinforcing revisions at guardrail posts per RFI # 182	$289.00
Provide Bldg D column anchorage revisons per IB # 23	$145.00
Modify stair pads & grade beams at Bldg C per RFI # 171, 188	$4,072.00
	$27,274.00

Category # 6 - Masonry

Provide 12" block at Bldg D in lieu of 8" block referenced in addenda 5	$117,352.50
Provide site wall block revisions north of Bldg B per IB # 14	$6,358.29
	$123,710.79

Category # 9 - Casework

Provide cabinets & countertops in room C104 per IB # 3	$2,387.00

A-6
Pg. 1

Provide conduit chase & grommets at 80 tables per RFI 146	$7,875.41
Provide conduit chase at student work stations per RFI # 143	$977.20
	$11,239.61

Category # 11 - Roofing & Waterproofing

Delete waterproofing at elevator pits	-$1,570.00

Category # 15 - Framing / Drywall / Plaster

Provide wall revisions in Bldg C per IB # 3	$2,733.00
Provide framing revisions in all Bldgs per IB # 7	$943.00
Provide framing revisions at Bldg D per IB # 25	$495.00
Provide wall framing material revisions per IB # 26	$19,571.00
Provide framing revsions per IB # 1	-$1,781.00
	$21,961.00

Category # 23 - Library Equipment

Revise book theft system per revised submittal & RFI # 93	$2,800.00

Category # 29 - Plumbing

Provide plumbing revsions at Bldg C per IB 3	$6,231.00
Provide sink and piping at room A101 per RFI # 190	$1,655.00
Provide floor drains in locker rooms per RFI # 166	$3,191.00
Relocate grease interceptor per RFI # 107	$3,067.00
Connect planter drains to storm drain system per RFI # 126	$5,090.00
	$19,234.00

Category # 30 - HVAC

Provide duct revisions per IB # 3	$8,500.00

Category # 31 - Electrical

Provide fire alarm to roll up doors at Bldg D per RFI # 141A	$770.00
Change hand dryer circuit breakers to GFI circuit breakers per RFI # 189	$3,902.00
Provide electrical feeder to range unit per RFI # 177	$857.00
Revise electrical requirements per IB # 3	$8,533.00
Revise electrical floor boxes in room C104 per RFI # 175	$5,722.45
Provide electrical distribution to the well booster pump per IB # 15	$16,544.00
Provide electrical to fly fans at kitchen area per RFI # 134	$3,769.00
Provide electrical to marquee signs and north field area per IB # 29	$33,826.00
Provide electrical to hand dryers per RFI # 137	$9,905.00
Provide additional telephone outlets per IB # 22	$32,463.00
Delete all cable tray and use J hook installation method	-$42,000.00

A-6 Pg. 2

Delete electrical floor boxes in Bldg B & C per IB # 24	-$69,574.00
Provide additional electrical outlets per IB # 33	$20,454.00
Provide additional fire alarm pull stations per RFI # 242	$733.00
Revise light fixture type G1 & M1 per Value Engineering	-$5,840.00
Delete 7.5 kva UPS system and panel EL5 per Value Engineering	-$10,200.00
Delete 15 kva UPS system and panel EL6 per alue Engineering	-$15,700.00
	-$5,835.55

Total	**$112,312.85**

A-6
DG.3

Jurupa Unified School District

Resolution #2004/12

Resolution Establishing Appropriation Limit Pursuant to Article XIIIB of the California State Constitution

WHEREAS, this Board has considered documentation used in determining the appropriations limit, pursuant to Article XIIIB;

NOW THEREFORE, BE IT RESOLVED, that the appropriations limit for the Jurupa Unified School District, subject to the limitations contained in Article XIIIB of the California State Constitution of Chapter 1205 of the Statues of 1980, shall be: 2002-2003, $90,580,567 and 2003-2004, $92,802,720.

PASSED AND ADOPTED by the Jurupa Unified School District Governing Board at a regular meeting held on September 15, 2003.

_____

Mary Burns
Clerk of the Board

September 15, 2003
Date

A-7
Pg. 1

	NAME	CODE	9/5/2003
COUNTY:	RIVERSIDE	33	
DISTRICT:	Jurupa Unified	67090	<---District Code

DISTRICT INFORMATION

CONTACT:	Tina Daigneault
PHONE:	(909) 826-6429

** INPUT DATA **	2002-03 CALCULATIONS	2003-04 CALCULATIONS
X.PRIOR YEAR DATA *(Starting point for calculations)*	**2001-02 ACTUAL**	**2002-03 ACTUAL**
(2001-02 Actual Appropriations Limit & Gann ADA)		
(are from District's Prior Year Gann report to CDE)	*(Preloaded Data)*	*(Calculated Data)*
1. FINAL PRIOR YEAR APPROPRIATIONS LIMIT	89,420,797	90,580,567
2.PRIOR YEAR GANN ADA *(whole number)*	19,847	20,363
ADJUSTMENTS TO PRIOR YEAR LIMIT		**ADJ TO 2002-03**
3.District Lapses, Reorgs, Other Transfers		
4.Temporary Voter approved increases (+)		
5.Lapses of Voter approved increases (-)		
6.TOTAL ADJUSTMENTS TO LIMIT *(3 + 4 + 5)*		
7.ADJUSTMENTS TO PRIOR YEAR ADA		
(Only for district lapses, reorgs, other transfers and)		
(only if adjustment to limit is entered in X3 above)		
Y.CURRENT YEAR GANN ADA		
P2 ADA *(from J200A)*	**2002-03 P2 RPT**	**2003-04 P2 EST**
(2002-03 data should tie to P2 J18/19, J18/19C, J18/19 CH, J18/19 CH/BG, & J18/19 CH/BG/U		
1.Total K-12 ADA-Line 10	19,562.32	19,866.00
2. ROC/P ADA-Line 12		
3. Charter School ADA-Line 26		
4.Total Summer School/Supplemental hrs-lines 21+ 27	560,516	367,990
5.Divide line 4, above, by 700	800.74	525.70
6.Sum lines 1 + 2 + 3 + 5	20,363.06	20,391.70
OTHER ADA *(from P-2 Report of Attendance)*	**2002-03 P2 RPT**	**2003-04 P2 EST**
7.Apprentice hours--Line D-4--High School		
8.Divide line 7 by 525		
TOTAL CURRENT YEAR GANN ADA		
9.Sum lines 6 + 8	20,363.06	20,391.70
10.Round to Whole Number	20,363	20,392
Z.PROCEEDS OF TAXES DATA		

A-7 Pg. 2

	NAME	CODE	9/5/2003
COUNTY:	RIVERSIDE	33	
DISTRICT:	Jurupa Unified	67090	<---District Code

	2002-03	2003-04
TAXES & SUBVENTIONS *(from J201R&E & J210R&E)*	**2002-03 COL C**	**2003-04 COL F**
1.Homeowners Exemptions-Account 8021	233,111	235,341
2.Timber Yield-Account 8022		
3.Other Subventions-Account 8029		
4.Secured Roll-Account 8041	9,419,923	9,010,356
5.Unsecured Roll-Account 8042	537,509	542,206
6.Prior Year's Taxes-Account 8043	1,749,539	1,557,896
7.Supplemental Taxes-Account 8044	574,651	498,914
8.ERAF-Account 8045	9,081,836	8,016,922
9.Penalties & Interest-Account 8048		
10.Misc. Funds/In Lieu Taxes-Account 8082	7,641	5,939
11.Comm. Redev. Funds-Accounts 8047 & 8625	1,489,469	1,563,541
*(**ONLY** if not counted in Redevelop. Agcy's Limit)*		
12.Parcel Taxes-Account 8621		
13.Other Taxes-Account 8622 (Taxes Only), etc.		
14.Penalties & Interest-Account 8629		
(only those for the above taxes)		
15.Charter In-Lieu Taxes Received-Account 8780		
16.Charter In-Lieu Taxes Transferred Out-Acct 7280		
17.TOTAL TAXES/SUBVENTS(sum 1-15, less 16)	23,093,679	21,431,115
OTHER LOCAL REVENUES *(from J201O & J210O)*	**2002-03 COL C**	**2003-04 COL F**
18.Excess Debt Service Taxes-Account 8914		
TOTAL LOCAL PROCEEDS OF TAXES		
19.Sum lines 17 + 18	23,093,679	21,431,115
EXCLUDED APPROPRIATIONS	**2002-03 COL C**	**2003-04 COL F**
20.Medicare-Mandated-Accounts 3321 & 3322	1,145,944	1,104,486
(from Form 01)		
(Only include appropriations made directly or indirectly)		
(from local proceeds of taxes in line Z19, above)		
(or state aid received in line Z36, below)		
(SACS users will have to get data for the above item)		
(from their personnel system, mandated amount only)		
21.Americans with Disablities Act		
22.Court Mandated Desegregation Costs		
(For court orders imposed on or after November 6, 1979)		

	NAME	CODE	9/5/2003
COUNTY:	RIVERSIDE	33	
DISTRICT:	Jurupa Unified	67090	<---District Code

	2002-03	2003-04
OTHER EXCLUSIONS	**2002-03 ACTUAL**	**2003-04 BUDGET**
23.Other Unfunded Court/Federal Mandates *(Imposed on or after November 6, 1979)*		
TOTAL EXCLUSIONS		
24.Sum lines 20 through 23	1,145,944	1,104,486
STATE AID RECEIVED *(from J201R & J210R)*	**2002-03 COL C**	**2003-04 COL F**
25.Revenue Limit-Current Yr-Account 8011	70,619,797	73,206,729
26.Revenue Limit-Prior Yr-Account 8019	76,470	
27.ROC/P-Current Year-Account 8311, *(SACS--Resource 6350)*		
28.ROC/P-Prior Year-Account 8319, *(SACS--Resource 6350)*		
29.Charter School General Purpose-Account 8015		
30.Charter Schl Categorical Block Grant-Acct 8480		
31.Class Size Reduction K-3-Account 8434, *(SACS--Resource 1300)*	5,809,170	4,216,524
32.Class Size Reduction 9-Account 8435, *(SACS--Resource 1200)*		
33.TOTAL FROM J201R/J210R *(sum 25 - 32)*	76,505,437	77,423,253
ADD BACK TRANSFERS TO COUNTY *(fr J201RL)*	**2002-03 ACTUAL**	**2003-04 BUDGET**
34.Special Education SDC Transfer-Line 14	1,082,049	972,810
35.County Community Schl Transfer-Line 15	134,964	163,469
TOTAL STATE AID		
36.Sum lines 33+ 34 + 35	77,722,450	78,559,532
36A. Supplemental Instruction Funds Included above - *(from Form RL - sum lines 17, 18, 22, 23, & 25)*	1,993,893	1,269,565
DATA FOR INTEREST CALCULATION	**2002-03 COL C**	**2003-04 COL F**
37.Total Revenues *(from J201 & J210 Line A-5)*	133,049,296	128,215,949
38.Total Interest & Return on Investments *(from J201R & J210R; Accounts 8660 & 8662)*	129,168	121,000

A-7 Pg. 4

	NAME	CODE	9/5/2003
COUNTY:	RIVERSIDE	33	
DISTRICT:	Jurupa Unified	67090	<---District Code

APPROPRIATIONS LIMIT CALCULATIONS	2002-03	2003-04
I: PRELIMINARY APPROPRIATIONS LIMIT	2002-03 ACTUAL	2003-04 BUDGET
A.REVISED PRIOR YEAR LIMIT (X1 + X6)	89,420,797	90,580,567
B.INFLATION ADJUSTMENT	0.9873	1.0231
C.POPULATION ADJUSTMENT *(Y10 / (X2+X7), 4 decs)*	1.0260	1.0014
D.PRELIMINARY LIMIT *(A * B * C)*	90,580,567	92,802,720
II: APPROPRIATIONS SUBJECT TO LIMIT		
E.LOCAL REVENUES EXCLUDING INTEREST*(Z19)*	23,093,679	21,431,115
F.PRELIMINARY STATE AID CALCULATION		
1.Minimum State Aid in Local Limit	2,443,560	2,447,040
(greater of $2,400 or $120 times Y10; but not greater than Z36 or less than Zero)		
2.Maximum State Aid in Local Limit	68,632,832	72,476,091
(lesser of (D - E + Z24), or Z36; but not < zero)		
3.Preliminary State Aid in local limit	68,632,832	72,476,091
(greater of F1 or F2)		
G.LOCAL REVENUES IN PROCEEDS OF TAXES		
1.Interest Counting in Local Limit	89,137	88,706
(Z38 / (Z37 - Z38) times (E + F3))		
2.TOTAL LOCAL PROCEEDS OF TAXES *(E + G1)*	23,182,816	21,519,821
H.STATE AID IN PROCEEDS OF TAXES	68,543,695	72,387,385
(greater of F1 or (D - G2 + Z24), but not less than Zero & not greater than Z36)		
J.TOTAL APPROPRIATIONS SUBJECT TO LIMIT		
1.Local Revenues *(Line G2)*	23,182,816	
2.State Subventions *(Line H)*	68,543,695	
3.Less Excluded appropriations *(minus Line Z24)*	-1,145,944	
4.TOTAL APPROPS SUBJECT TO LIMIT *(1+2+3)*	90,580,567	

A-7
D9.5

	NAME	CODE	9/5/2003
COUNTY:	RIVERSIDE	33	
DISTRICT:	Jurupa Unified	67090	<---District Code

	2002-03	2003-04
	2002-03 ACTUAL	
K.ADJUSTMENTS TO LIMIT PER G.C. 7902.1		
(J4 - D, but not less than Zero)		
IF NOT ZERO REPORT AMOUNT TO:		
DIRECTOR		
STATE DEPARTMENT OF FINANCE		
STATE CAPITOL, ROOM 1145		
SACRAMENTO, CALIFORNIA 95814		
ATTN: SCHOOL GANN LIMITS		
III. SUMMARY	2002-03 ACTUAL	2003-04 BUDGET
L.ADJUSTED APPROPRIATIONS LIMIT *(D + K)*	90,580,567	92,802,720
M.APPROPRIATIONS SUBJECT TO LIMIT *(J4)*	90,580,567	

A-7 pg. 6

UNAUDITED ACTUAL FINANCIAL REPORT:

To the County Superintendent of Schools:

(X) 2002/03 UNAUDITED ACTUAL FINANCIAL REPORT. This report is hereby filed by the governing board of the school district. (Pursuant to E.C. 42100)

Signed _____ Date of Meeting: Sept. 15, 2003
Clerk/Secretary of the Governing Board
(Original signature required)

To the Superintendent of Public Instruction:

(___) 2002/03 UNAUDITED ACTUAL FINANCIAL REPORT. This report has been verified for accuracy by the County Superintendent of Schools. (Pursuant to E.C. 42100)

Signed _____ Date: _____
County Superintendent/Designee
(Original signature required)

For additional information on the unaudited actual reports, please contact:

County Office of Education	School District
	Pam Lauzon
Name	Name
	Director Business Services
Title	Title
	(909) 360-4107
Telephone	Telephone
	plauzon@jusd.k12.ca.us
E-mail Address	E-mail Address

SELECTION OF BUDGET ADOPTION CYCLE:

Pursuant to E.C. 42127 (i), this school district elects to use the following budget adoption cycle for the 2004/05 budget year:

(S) Budget Adoption Cycle ('D' for Dual or 'S' for Single)

B pg. 1

Description	Resource Codes	Object Codes	2002/03 Unaudited Actuals Unrestricted (A)	Restricted (B)	Total Fund col. A + B (C)	2003/04 Budget Unrestricted (D)	Restricted (E)	Total Fund col. D + E (F)	% Diff Column C & F
A. REVENUES									
1) Revenue Limit Sources		8010-8099	90,399,128.00	3,402,167.79	93,801,295.79	90,115,803.00	3,346,925.00	93,462,728.00	-0.4%
2) Federal Revenues		8100-8299	711,318.74	8,901,486.34	9,612,805.08	687,176.00	10,095,614.00	10,782,790.00	12.2%
3) Other State Revenues		8300-8599	9,056,192.72	11,288,879.41	20,345,072.13	6,836,019.00	8,509,758.00	15,345,777.00	-24.6%
4) Other Local Revenues		8600-8799	558,366.53	8,731,756.48	9,290,123.01	240,969.00	8,383,685.00	8,624,654.00	-7.2%
5) TOTAL, REVENUES			100,725,005.99	32,324,290.02	133,049,296.01	97,879,967.00	30,335,982.00	128,215,949.00	-3.6%
B. EXPENDITURES									
1) Certificated Salaries		1000-1999	61,571,490.59	13,580,842.86	75,152,333.45	59,667,375.00	11,832,584.00	71,499,959.00	-4.[illegible]
2) Classified Salaries		2000-2999	11,713,968.03	7,900,854.99	19,614,823.02	11,228,301.00	7,270,121.00	18,498,422.00	-5.[illegible]
3) Employee Benefits		3000-3999	16,457,754.10	4,949,723.20	21,407,477.30	16,976,046.00	4,713,835.00	21,689,881.00	1.3%
4) Books and Supplies		4000-4999	1,085,160.67	4,345,518.98	5,430,679.65	2,020,907.00	7,350,659.00	9,371,566.00	72.6%
5) Services, Other Operating Expenses		5000-5999	5,948,567.31	4,210,385.60	10,158,952.91	5,856,518.00	4,248,866.00	10,105,384.00	-0.
6) Capital Outlay		6000-6999	97,004.65	596,637.52	693,642.17	0.00	43,014.00	43,014.00	-93.8%
7) Other Outgo (excluding Direct Support/ Indirect Costs)		7100-7299 7400-7499	227,213.15	0.00	227,213.15	221,465.00	13,879.00	235,344.00	3.6%
8) Direct Support/Indirect Costs		7300-7399	(961,455.00)	686,086.79	(275,368.21)	(593,110.00)	303,896.00	(289,214.00)	5.0%
9) TOTAL, EXPENDITURES			96,139,703.50	36,270,049.94	132,409,753.44	95,377,502.00	35,776,854.00	131,154,356.00	-0.9%
C. EXCESS (DEFICIENCY) OF REVENUES OVER EXPENDITURES BEFORE OTHER FINANCING SOURCES AND USES (A5 - B9)			4,585,302.49	(3,945,759.92)	639,542.57	2,502,465.00	(5,440,872.00)	(2,938,407.00)	-559.5%
D. OTHER FINANCING SOURCES/USES									
1) Interfund Transfers									
a) Transfers In		8910-8929	0.00	46,667.72	46,667.72	0.00	48,000.00	48,000.00	2.[illegible]
b) Transfers Out		7610-7629	0.00	1,489,468.74	1,489,468.74	0.00	1,563,541.00	1,563,541.00	5.0%
2) Other Sources/Uses									
a) Sources		8930-8979	0.00	0.00	0.00	0.00	0.00	0.00	0.
b) Uses		7630-7699	0.00	0.00	0.00	0.00	0.00	0.00	0.0%
3) Contributions		8980-8999	(4,252,498.19)	4,252,498.19	0.00	(5,399,011.00)	5,399,011.00	0.00	0.0%
4) TOTAL, OTHER FINANCING SOURCES/USES			(4,252,498.19)	2,809,697.17	(1,442,801.02)	(5,399,011.00)	3,883,470.00	(1,515,541.00)	5.0%

B 08-2

Description	Resource Codes	Object Codes	2002/03 Unaudited Actuals Unrestricted (A)	Restricted (B)	Total Fund col. A + B (C)	2003/04 Budget Unrestricted (D)	Restricted (E)	Total Fund col. D + E (F)	% Diff Column C & F
E. NET INCREASE (DECREASE) IN FUND BALANCE (C + D4)			332,804.30	(1,136,062.75)	(803,258.45)	(2,896,546.00)	(1,557,402.00)	(4,453,948.00)	454.5%
F. FUND BALANCE, RESERVES									
1) Beginning Fund Balance a) As of July 1 - Unaudited		9791	7,008,185.51	2,992,965.87	10,001,151.38	7,340,989.81	1,856,903.12	9,197,892.93	-8.0%
b) Audit Adjustments		9793	0.00	0.00	0.00	0.00	0.00	0.00	0.0%
c) As of July 1 - Audited (F1a + F1b)			7,008,185.51	2,992,965.87	10,001,151.38	7,340,989.81	1,856,903.12	9,197,892.93	-8.0%
d) Other Restatements		9795	0.00	0.00	0.00	0.00	0.00	0.00	0.0%
e) Net Beginning Balance (F1c + F1d)			7,008,185.51	2,992,965.87	10,001,151.38	7,340,989.81	1,856,903.12	9,197,892.93	-8.0%
2) Ending Balance, June 30 (E + F1e)			7,340,989.81	1,856,903.12	9,197,892.93	4,444,443.81	299,501.12	4,743,944.93	-48.
Components of Ending Fund Balance a) Reserve for Revolving Cash		9711	2,500.00	0.00	2,500.00	2,500.00	0.00	2,500.00	0.0%
Stores		9712	282,865.45	0.00	282,865.45	287,610.00	0.00	287,610.00	1.
Prepaid Expenditures		9713	0.00	0.00	0.00	0.00	0.00	0.00	0.0%
All Others		9719	0.00	0.00	0.00	0.00	0.00	0.00	0.0%
General Reserve		9730	0.00	0.00	0.00	0.00	0.00	0.00	0.0%
Legally Restricted Balance		9740	0.00	1,856,903.12	1,856,903.12	0.00	0.00	0.00	-100.0%
b) Designated Amounts Designated for Economic Uncertainties		9770	6,040,083.72	0.00	6,040,083.72	4,154,333.81	0.00	4,154,333.81	-31.2%
Designated for the Unrealized Gains of Investments and Cash in County Treasury		9775	0.00	0.00	0.00	0.00	0.00	0.00	0.0%
Other Designations		9780	1,015,540.64	0.00	1,015,540.64	0.00	299,501.12	299,501.12	-70.5%
Site Grants	0000	9780	*72,788.33*		*72,788.33*				
Classified H & W Pool	0000	9780	*142,645.32*		*142,645.32*				
Governor's Awards	0000	9780	*604,905.84*		*604,905.84*				
Donations	0000	9780	*113,188.54*		*113,188.54*				
Carryover	0000	9780	*82,012.61*		*82,012.61*				
c) Undesignated Amount		9790	0.00	0.00	0.00				
d) Unappropriated Amount		9790				0.00	0.00	0.00	

B
Bg. 3

Description	Resource Codes	Object Codes	2002/03 Unaudited Actuals Unrestricted (A)	Restricted (B)	Total Fund col. A + B (C)	2003/04 Budget Unrestricted (D)	Restricted (E)	Total Fund col. D + E (F)	% Diff Column C & F
G. ASSETS									
1) Cash									
a) in County Treasury		9110	2,397,557.09	1,352,437.01	3,749,994.10				
1) Fair Value Adjustment to Cash in County Treasury		9111	0.00	0.00	0.00				
b) in Banks		9120	0.00	0.00	0.00				
c) in Revolving Fund		9130	2,500.00	0.00	2,500.00				
d) with Fiscal Agent		9135	0.00	0.00	0.00				
e) collections awaiting deposit		9140	60,064.78	7,806.04	67,870.82				
2) Investments		9150	0.00	0.00	0.00				
3) Accounts Receivable		9200	6,670,162.04	5,214,223.51	11,884,385.55				
4) Due from Grantor Government		9290	0.00	0.00	0.00				
5) Due from Other Funds		9310	564,172.72	60,207.51	624,380.23				
6) Stores		9320	282,865.45	0.00	282,865.45				
7) Prepaid Expenditures		9330	0.00	0.00	0.00				
8) Other Current Assets		9340	0.00	0.00	0.00				
9) Fixed Assets		9400							
10) TOTAL, ASSETS			9,977,322.08	6,634,674.07	16,611,996.15				
H. LIABILITIES									
1) Accounts Payable		9500	2,579,524.07	820,755.04	3,400,279.11				
2) Due to Grantor Governments		9590	0.00	0.00	0.00				
3) Due to Other Funds		9610	56,808.20	906,070.45	962,878.65				
4) Current Loans		9640	0.00	0.00	0.00				
5) Deferred Revenue		9650	0.00	3,050,945.46	3,050,945.46				
6) Long-Term Liabilities		9660							
7) TOTAL, LIABILITIES			2,636,332.27	4,777,770.95	7,414,103.22				
I. FUND EQUITY									
Ending Fund Balance, June 30 (must agree with line F2) (G10 - H7)			7,340,989.81	1,856,903.12	9,197,892.93				

Description	Resource Codes	Object Codes	2002/03 Unaudited Actuals Unrestricted (A)	Restricted (B)	Total Fund col. A + B (C)	2003/04 Budget Unrestricted (D)	Restricted (E)	Total Fund col. D + E (F)	% Diff Column C & F
REVENUE LIMIT SOURCES									
Principal Apportionment State Aid - Current Year		8011	70,619,797.00	0.00	70,619,797.00	73,206,729.00	0.00	73,206,729.00	3.7%
Charter Schools General Purpose Entitlement - State Aid		8015	0.00	0.00	0.00	0.00	0.00	0.00	0.0%
State Aid - Prior Years		8019	76,470.00	0.00	76,470.00	0.00	0.00	0.00	-100.0%
Tax Relief Subventions Homeowners' Exemptions		8021	233,111.36	0.00	233,111.36	235,341.00	0.00	235,341.00	1.0%
Timber Yield Tax		8022	0.00	0.00	0.00	0.00	0.00	0.00	0.0%
Other Subventions/In-Lieu Taxes		8029	0.00	0.00	0.00	0.00	0.00	0.00	0.0%
County & District Taxes Secured Roll Taxes		8041	9,419,922.71	0.00	9,419,922.71	9,010,356.00	0.00	9,010,356.00	-4.3%
Unsecured Roll Taxes		8042	537,508.60	0.00	537,508.60	542,206.00	0.00	542,206.00	0.9%
Prior Years' Taxes		8043	1,749,539.25	0.00	1,749,539.25	1,557,896.00	0.00	1,557,896.00	-11.0%
Supplemental Taxes		8044	574,650.76	0.00	574,650.76	498,914.00	0.00	498,914.00	-13..
Education Revenue Augmentation Fund (ERAF)		8045	9,081,836.22	0.00	9,081,836.22	8,016,922.00	0.00	8,016,922.00	-11.7%
Community Redevelopment Funds (SB 617/699/1992)		8047	0.00	0.00	0.00	0.00	0.00	0.00	0.0%
Penalties and Interest on Delinquent Revenue Limit Taxes		8048	0.00	0.00	0.00	0.00	0.00	0.00	0.0%
Miscellaneous Funds (EC 41604) Royalties and Bonuses		8081	0.00	0.00	0.00	0.00	0.00	0.00	0.0%
Other In-Lieu Taxes		8082	7,640.77	0.00	7,640.77	5,939.00	0.00	5,939.00	-22.3%
Less: Non-Revenue Limit (50%) Adjustment		8089	(3,820.40)	0.00	(3,820.40)	(2,969.00)	0.00	(2,969.00)	-22
Subtotal, Revenue Limit Sources			92,296,656.27	0.00	92,296,656.27	93,071,334.00	0.00	93,071,334.00	0.8%
Revenue Limit Transfers									
Transfers of Unrestricted Revenue Limit	0000	8091	(3,402,167.79)	0.00	(3,402,167.79)	(3,346,925.00)	0.00	(3,346,925.00)	-1.6..
Continuation Education ADA Transfer	2200	8091	0.00	0.00	0.00	0.00	0.00	0.00	0.0%
Community Day Schools Transfer	2430	8091	0.00	420,379.00	420,379.00	0.00	330,322.00	330,322.00	-21.4%
Special Education ADA Transfer	6500	8091	0.00	2,981,788.79	2,981,788.79	0.00	3,016,603.00	3,016,603.00	1.2%
ROC/P Apprentice Hours Transfer	6350	8091	0.00	0.00	0.00	0.00	0.00	0.00	0.0%

Description	Resource Codes	Object Codes	2002/03 Unaudited Actuals Unrestricted (A)	Restricted (B)	Total Fund col. A + B (C)	2003/04 Budget Unrestricted (D)	Restricted (E)	Total Fund col. D + E (F)	% Diff Column C & F
All Other Revenue Limit Transfers	All Other	8091	0.00	0.00	0.00	0.00	0.00	0.00	0.0%
PERS Reduction Transfer		8092	1,504,639.52	0.00	1,504,639.52	391,394.00	0.00	391,394.00	-74.0%
Property Taxes Transfers		8097	0.00	0.00	0.00	0.00	0.00	0.00	0.0%
TOTAL, REVENUE LIMIT SOURCES			90,399,128.00	3,402,167.79	93,801,295.79	90,115,803.00	3,346,925.00	93,462,728.00	-0.4%
FEDERAL REVENUES									
Maintenance and Operation		8110	0.00	0.00	0.00	0.00	0.00	0.00	0.0%
Special Education Entitlement		8181	0.00	2,027,713.00	2,027,713.00	0.00	2,020,054.00	2,020,054.00	-0.4%
Discretionary Grants		8182	0.00	40,458.00	40,458.00	0.00	27,960.00	27,960.00	-30.9%
Child Nutrition Programs		8220	0.00	0.00	0.00	0.00	0.00	0.00	0
Forest Reserve Funds		8260	0.00	0.00	0.00	0.00	0.00	0.00	0.0%
Flood Control Funds		8270	0.00	0.00	0.00	0.00	0.00	0.00	0.0%
Wildlife Reserve Funds		8280	0.00	0.00	0.00	0.00	0.00	0.00	0.
FEMA		8281	0.00	0.00	0.00	0.00	0.00	0.00	0.0%
Interagency Contracts Between LEAs		8285	0.00	0.00	0.00	0.00	0.00	0.00	0.0%
Pass-Through Revenues from Federal Sources		8287	0.00	0.00	0.00	0.00	0.00	0.00	0.0%
NCLB/IASA	3000-3299, 4000-4135, 4201-4215, 4610, 5510	8290	0.00	3,896,808.09	3,896,808.09	0.00	6,525,477.00	6,525,477.00	67.5%
Vocational and Applied Technology Education	3500-3699	8290	0.00	137,859.00	137,859.00	0.00	119,914.00	119,914.00	-13.0%
Safe and Drug Free Schools	3700-3799	8290	0.00	95,553.21	95,553.21	0.00	147,275.00	147,275.00	54.1%
JTPA / WIA	5600-5625	8290	0.00	0.00	0.00	0.00	0.00	0.00	0.0%
Other Federal Revenue	All Other	8290	711,318.74	2,703,095.04	3,414,413.78	687,176.00	1,254,934.00	1,942,110.00	-43.
TOTAL, FEDERAL REVENUES			711,318.74	8,901,486.34	9,612,805.08	687,176.00	10,095,614.00	10,782,790.00	12.2%

Description	Resource Codes	Object Codes	2002/03 Unaudited Actuals Unrestricted (A)	Restricted (B)	Total Fund col. A + B (C)	2003/04 Budget Unrestricted (D)	Restricted (E)	Total Fund col. D + E (F)	% Diff Column C & F
OTHER STATE REVENUES									
Other State Apportionments									
ROC/P Entitlement									
Current Year	6350-6360	8311	0.00	0.00	0.00	0.00	0.00	0.00	0.0%
Prior Years	6350-6360	8319	0.00	0.00	0.00	0.00	0.00	0.00	0.0%
Special Education Master Plan									
Current Year	6500	8311	0.00	0.00	0.00	0.00	0.00	0.00	0.0%
Prior Years	6500	8319	0.00	0.00	0.00	0.00	0.00	0.00	0.0%
Gifted and Talented Pupils	7140	8311	0.00	183,703.00	183,703.00	0.00	201,004.00	201,004.00	9.4%
Home-to-School Transportation	7230-7235	8311	0.00	1,838,628.00	1,838,628.00	0.00	1,629,510.00	1,629,510.00	-11
School Improvement Program	7260-7265	8311	0.00	1,074,354.73	1,074,354.73	0.00	1,138,758.00	1,138,758.00	6.0%
Economic Impact Aid	7090-7091	8311	0.00	2,112,230.66	2,112,230.66	0.00	1,629,715.00	1,629,715.00	-22.8%
Spec. Ed. Transportation	7240	8311	0.00	570,836.00	570,836.00	0.00	580,148.00	580,148.00	1.6%
All Other State Apportionments- Current Year	All Other	8311	0.00	0.00	0.00	0.00	0.00	0.00	0.
All Other State Apportionments- Prior Year	All Other	8319	0.00	0.00	0.00	0.00	0.00	0.00	0.0%
Year Round School Incentive		8425	0.00	0.00	0.00	0.00	0.00	0.00	0.0%
Class Size Reduction K-3		8434	5,809,170.00	0.00	5,809,170.00	4,216,524.00	0.00	4,216,524.00	-27.4%
Class Size Reduction, Grade 9		8435	0.00	0.00	0.00	0.00	0.00	0.00	0.0%
Charter Schools Categorical Block Grant		8480	0.00	0.00	0.00	0.00	0.00	0.00	0.0%
Child Nutrition Programs		8520	0.00	0.00	0.00	0.00	0.00	0.00	0.0%
Mandated Costs Reimbursements		8550	7,186.00	0.00	7,186.00	0.00	0.00	0.00	-100.0%
State Lottery Revenue		8560	2,188,078.22	260,363.40	2,448,441.62	2,296,499.00	243,876.00	2,540,375.00	3.8%
Tax Relief Subventions									
Restricted Levies - Other									
Homeowners' Exemptions		8575	0.00	0.00	0.00	0.00	0.00	0.00	0.0%
Other Subventions/In-Lieu Taxes		8576	0.00	0.00	0.00	0.00	0.00	0.00	0.0%
Pass-Through Revenues from State Sources		8587	0.00	0.00	0.00	0.00	0.00	0.00	0
Miller Unruh Reading Program	7200	8590	0.00	0.00	0.00	0.00	0.00	0.00	0.0%
Demo Program, Reading & Math	7050	8590	0.00	16,669.56	16,669.56	0.00	407.00	407.00	-97.6%
Instructional Materials									
Elementary	7155	8590	0.00	0.00	0.00	0.00	0.00	0.00	0.0%
Secondary	7160	8590	0.00	0.00	0.00	0.00	0.00	0.00	0.0%

Description	Resource Codes	Object Codes	2002/03 Unaudited Actuals Unrestricted (A)	Restricted (B)	Total Fund col. A + B (C)	2003/04 Budget Unrestricted (D)	Restricted (E)	Total Fund col. D + E (F)	% Diff Column C & F
Other	7150, 7156, 7170, 7180, 7185	8590	0.00	869,160.00	869,160.00	0.00	570,061.00	570,061.00	-34.4%
Staff Development	6580, 7285, 7292, 7294, 7295, 7305, 7315	8590	0.00	(4,877.00)	(4,877.00)	0.00	0.00	0.00	-100.0%
Tenth Grade Counseling	7375	8590	0.00	35,620.00	35,620.00	0.00	35,620.00	35,620.00	0.0%
Mentor Teacher	7270	8590	0.00	0.00	0.00	0.00	0.00	0.00	0.0%
Educational Technology Assistance Grants	7100-7125	8590	0.00	149,360.00	149,360.00	0.00	0.00	0.00	-100.0%
School Based Coordination Program	7250	8590	0.00	0.00	0.00	0.00	0.00	0.00	0.0%
Drug/Alcohol/Tobacco Funds	6605-6680	8590	0.00	165,726.67	165,726.67	0.00	116,655.00	116,655.00	-29.6%
Healthy Start	6240-6245	8590	0.00	140,125.27	140,125.27	0.00	140,000.00	140,000.00	-0.
Class Size Reduction Facilities	6200	8590	0.00	0.00	0.00	0.00	0.00	0.00	0.0%
All Other State Revenue	All Other	8590	1,051,758.50	3,876,979.12	4,928,737.62	322,996.00	2,224,004.00	2,547,000.00	-48.3%
TOTAL, OTHER STATE REVENUES			9,056,192.72	11,288,879.41	20,345,072.13	6,836,019.00	8,509,758.00	15,345,777.00	-24.6%

Description	Resource Codes	Object Codes	2002/03 Unaudited Actuals Unrestricted (A)	2002/03 Unaudited Actuals Restricted (B)	2002/03 Unaudited Actuals Total Fund col. A + B (C)	2003/04 Budget Unrestricted (D)	2003/04 Budget Restricted (E)	2003/04 Budget Total Fund col. D + E (F)	% Diff Column C & F
OTHER LOCAL REVENUES									
Other Local Revenue									
County and District Taxes									
Other Restricted Levies									
Secured Roll		8615	0.00	0.00	0.00	0.00	0.00	0.00	0.0%
Unsecured Roll		8616	0.00	0.00	0.00	0.00	0.00	0.00	0.0%
Prior Years' Taxes		8617	0.00	0.00	0.00	0.00	0.00	0.00	0.0%
Supplemental Taxes		8618	0.00	0.00	0.00	0.00	0.00	0.00	0.0%
Non-Ad Valorem Taxes									
Parcel Taxes		8621	0.00	0.00	0.00	0.00	0.00	0.00	0
Other		8622	0.00	0.00	0.00	0.00	0.00	0.00	0.0%
Community Redevelopment Funds Not Subject to RL Deduction		8625	0.00	1,489,468.74	1,489,468.74	0.00	1,563,541.00	1,563,541.00	5.0%
Penalties and Interest from Delinquent Non-Revenue Limit Taxes		8629	0.00	0.00	0.00	0.00	0.00	0.00	0.0%
Sales									
Sale of Equipment/Supplies		8631	3,417.10	0.00	3,417.10	3,000.00	0.00	3,000.00	-12.2%
Sale of Publications		8632	0.00	0.00	0.00	0.00	0.00	0.00	0.0%
Food Service Sales		8634	0.00	0.00	0.00	0.00	0.00	0.00	0.0%
All Other Sales		8639	0.00	0.00	0.00	0.00	0.00	0.00	0.0%
Leases and Rentals		8650	21,234.26	0.00	21,234.26	19,000.00	0.00	19,000.00	-10.5%
Interest		8660	121,618.46	7,549.28	129,167.74	121,000.00	0.00	121,000.00	-6.3%
Net Increase (Decrease) in the Fair Value of Investments		8662	0.00	0.00	0.00	0.00	0.00	0.00	0
Fees and Contracts									
Non-Resident Students		8672	0.00	0.00	0.00	0.00	0.00	0.00	0.0%
Transportation Fees From Individuals		8675	0.00	0.00	0.00	0.00	0.00	0.00	0
Transportation Services	7230, 7240	8677	0.00	0.00	0.00	0.00	0.00	0.00	0.0%
Interagency Services	All Other	8677	12,007.90	1,049,749.89	1,061,757.79	5,000.00	840,438.00	845,438.00	-20.4%
Mitigation/Developer Fees		8681	0.00	0.00	0.00	0.00	0.00	0.00	0.0%
All Other Fees and Contracts		8689	0.00	0.00	0.00	0.00	0.00	0.00	0.0%
Other Local Revenue									

Description	Resource Codes	Object Codes	2002/03 Unaudited Actuals Unrestricted (A)	Restricted (B)	Total Fund col. A + B (C)	2003/04 Budget Unrestricted (D)	Restricted (E)	Total Fund col. D + E (F)	% Diff Column C & F
Plus: Misc Funds Non-Revenue Limit (50%) Adjustment		8691	3,820.40	0.00	3,820.40	2,969.00	0.00	2,969.00	-22.3%
Pass-Through Revenues From Local Sources		8697	0.00	0.00	0.00	0.00	0.00	0.00	0.0%
All Other Local Revenue		8699	396,268.41	364,218.57	760,486.98	90,000.00	145,692.00	235,692.00	-69.0%
Tuition		8710	0.00	0.00	0.00	0.00	0.00	0.00	0.0%
Charter Schools Funding In-Lieu of Property Taxes		8780	0.00	0.00	0.00	0.00	0.00	0.00	0.0%
All Other Transfers In		8781-8783	0.00	0.00	0.00	0.00	0.00	0.00	0.0%
Transfers Of Apportionments									
Special Education SELPA Transfers									
From Districts	6500	8791	0.00	0.00	0.00	0.00	0.00	0.00	0.0
From County Offices	6500	8792	0.00	5,820,770.00	5,820,770.00	0.00	5,834,014.00	5,834,014.00	0.2
From JPAs	6500	8793	0.00	0.00	0.00	0.00	0.00	0.00	0.0%
ROC/P Transfers									
From Districts	6350, 6360	8791	0.00	0.00	0.00	0.00	0.00	0.00	0.
From County Offices	6350, 6360	8792	0.00	0.00	0.00	0.00	0.00	0.00	0.0%
From JPAs	6350, 6360	8793	0.00	0.00	0.00	0.00	0.00	0.00	0.0%
Other Transfers of Apportionments									
From Districts	All Other	8791	0.00	0.00	0.00	0.00	0.00	0.00	0.0%
From County Offices	All Other	8792	0.00	0.00	0.00	0.00	0.00	0.00	0.0%
From JPAs	All Other	8793	0.00	0.00	0.00	0.00	0.00	0.00	0.0%
All Other Transfers In From All Others		8799	0.00	0.00	0.00	0.00	0.00	0.00	0.0%
TOTAL, OTHER LOCAL REVENUES			558,366.53	8,731,756.48	9,290,123.01	240,969.00	8,383,685.00	8,624,654.00	-7.2%
TOTAL, REVENUES			100,725,005.99	32,324,290.02	133,049,296.01	97,879,967.00	30,335,982.00	128,215,949.00	-3.6

Description	Resource Codes	Object Codes	2002/03 Unaudited Actuals Unrestricted (A)	Restricted (B)	Total Fund col. A + B (C)	2003/04 Budget Unrestricted (D)	Restricted (E)	Total Fund col. D + E (F)	% Diff Column C & F
CERTIFICATED SALARIES									
Teachers' Salaries		1100	54,679,486.02	12,024,098.51	66,703,584.53	53,393,154.00	10,297,842.00	63,690,996.00	-4.5%
Certificated Pupil Support Salaries		1200	2,423,734.08	770,537.25	3,194,271.33	2,240,242.00	749,866.00	2,990,108.00	-6.4%
Certificated Supervisors' and Administrators' Salaries		1300	4,058,165.36	461,845.61	4,520,010.97	3,735,043.00	512,932.00	4,247,975.00	-6.0%
Other Certificated Salaries		1900	410,105.13	324,361.49	734,466.62	298,936.00	271,944.00	570,880.00	-22.3%
TOTAL, CERTIFICATED SALARIES			61,571,490.59	13,580,842.86	75,152,333.45	59,667,375.00	11,832,584.00	71,499,959.00	-4.9%
CLASSIFIED SALARIES									
Instructional Aides' Salaries		2100	64,805.21	2,783,104.58	2,847,909.79	67,586.00	2,776,379.00	2,843,965.00	-0.1%
Classified Support Salaries		2200	3,313,832.30	2,558,267.67	5,872,099.97	3,277,111.00	2,400,433.00	5,677,544.00	-3.3%
Classified Supervisors' and Administrators' Salaries		2300	1,142,370.94	409,992.31	1,552,363.25	1,039,137.00	495,870.00	1,535,007.00	-1.1%
Clerical and Office Salaries		2400	5,529,935.06	1,187,639.88	6,717,574.94	5,260,626.00	1,065,938.00	6,326,564.00	-5.8%
Other Classified Salaries		2900	1,663,024.52	961,850.55	2,624,875.07	1,583,841.00	531,501.00	2,115,342.00	-19.4%
TOTAL, CLASSIFIED SALARIES			11,713,968.03	7,900,854.99	19,614,823.02	11,228,301.00	7,270,121.00	18,498,422.00	-5.7%
EMPLOYEE BENEFITS									
STRS		3101-3102	5,078,764.62	1,082,909.65	6,161,674.27	4,932,228.00	955,759.00	5,887,987.00	-4.4%
PERS		3201-3202	871,871.23	524,055.37	1,395,926.60	1,626,703.00	916,529.00	2,543,232.00	82.2%
OASDI/Medicare/Alternative		3301-3302	1,649,382.39	824,052.66	2,473,435.05	1,539,844.00	713,063.00	2,252,907.00	-8.9%
Health and Welfare Benefits		3401-3402	5,949,369.21	1,708,244.38	7,657,613.59	5,642,905.00	1,552,955.00	7,195,860.00	-6.0%
Unemployment Insurance		3501-3502	90,002.71	26,601.24	116,603.95	212,681.00	57,319.00	270,000.00	131.6%
Workers' Compensation		3601-3602	1,350,178.93	399,800.21	1,749,979.14	1,566,798.00	422,171.00	1,988,969.00	13.7%
Retiree Benefits		3701-3702	221,996.81	0.00	221,996.81	333,533.00	0.00	333,533.00	50.2%
PERS Reduction		3801-3802	1,019,147.20	384,059.69	1,403,206.89	259,336.00	96,039.00	355,375.00	-74.7%
Other Employee Benefits		3901-3902	227,041.00	0.00	227,041.00	862,018.00	0.00	862,018.00	279.7%
TOTAL, EMPLOYEE BENEFITS			16,457,754.10	4,949,723.20	21,407,477.30	16,976,046.00	4,713,835.00	21,689,881.00	1.4%
BOOKS AND SUPPLIES									
Approved Textbooks and Core Curricula Materials		4100	480.65	865,971.33	866,451.98	39,175.00	1,400,929.00	1,440,104.00	66.2%
Books and Other Reference Materials		4200	26,151.49	688,601.02	714,752.51	850.00	105,950.00	106,800.00	-85.1%
Materials and Supplies		4300	900,059.99	2,236,009.62	3,136,069.61	1,894,370.00	5,708,878.00	7,603,248.00	142.4%

Description	Resource Codes	Object Codes	2002/03 Unaudited Actuals Unrestricted (A)	Restricted (B)	Total Fund col. A + B (C)	2003/04 Budget Unrestricted (D)	Restricted (E)	Total Fund col. D + E (F)	% Diff Column C & F
Noncapitalized Equipment		4400	158,468.54	554,937.01	713,405.55	86,512.00	134,902.00	221,414.00	-69.0%
Food		4700	0.00	0.00	0.00	0.00	0.00	0.00	0.0%
TOTAL, BOOKS AND SUPPLIES			1,085,160.67	4,345,518.98	5,430,679.65	2,020,907.00	7,350,659.00	9,371,566.00	72.6%
SERVICES, OTHER OPERATING EXPENSES									
Travel and Conferences		5200	111,868.68	222,490.68	334,359.36	97,473.00	115,420.00	212,893.00	-36.3%
Dues and Memberships		5300	23,123.73	1,792.00	24,915.73	24,800.00	1,600.00	26,400.00	6.0%
Insurance		5400 - 5450	318,304.00	20,690.00	338,994.00	473,121.00	18,142.00	491,263.00	44.9%
Operation and Housekeeping Services		5500	3,206,935.83	0.00	3,206,935.83	3,316,948.00	0.00	3,316,948.00	3.4%
Rentals, Leases, Repairs, and Noncapitalized Improvements		5600	294,370.25	338,182.89	632,553.14	256,668.00	508,723.00	765,391.00	21.0%
Transfers of Direct Costs		5710	60,955.77	(60,955.77)	0.00	1,327.00	(1,327.00)	0.00	0.0%
Transfers of Direct Costs - Interfund		5750	(153,342.20)	34,643.46	(118,698.74)	(207,596.00)	14,996.00	(192,600.00)	62
Professional/Consulting Services and Operating Expenditures		5800	1,753,895.86	3,611,081.94	5,364,977.80	1,574,743.00	3,568,438.00	5,143,181.00	-4.1%
Communications		5900	332,455.39	42,460.40	374,915.79	319,034.00	22,874.00	341,908.00	-8.8%
TOTAL, SERVICES AND OTHER OPERATING EXPENSES			5,948,567.31	4,210,385.60	10,158,952.91	5,856,518.00	4,248,866.00	10,105,384.00	-0.5%

Description	Resource Codes	Object Codes	2002/03 Unaudited Actuals Unrestricted (A)	Restricted (B)	Total Fund col. A + B (C)	2003/04 Budget Unrestricted (D)	Restricted (E)	Total Fund col. D + E (F)	% Diff Column C & F
CAPITAL OUTLAY									
Sites and Improvements of Sites		6100	7,560.06	3,270.00	10,830.06	0.00	0.00	0.00	-100.0%
Buildings and Improvements of Buildings		6200	60,505.45	56,784.27	117,289.72	0.00	0.00	0.00	-100.0%
Books and Media for New School Libraries or Major Expansion of School Libraries		6300	0.00	0.00	0.00	0.00	0.00	0.00	0.0%
Equipment		6400	28,939.14	536,583.25	565,522.39	0.00	43,014.00	43,014.00	-92.4%
Equipment Replacement		6500	0.00	0.00	0.00	0.00	0.00	0.00	0.0%
TOTAL, CAPITAL OUTLAY			97,004.65	596,637.52	693,642.17	0.00	43,014.00	43,014.00	-93.8%
OTHER OUTGO (excluding Direct Support/Indirect Costs)									
Tuition									
Tuition for Instruction Under Interdistrict Attendance Agreements		7110	8,100.19	0.00	8,100.19	0.00	0.00	0.00	-100.0%
State Special Schools		7130	0.00	0.00	0.00	0.00	0.00	0.00	0.0
Tuition, Excess Costs, and/or Deficits Payments									
Payments to Districts		7141	0.00	0.00	0.00	0.00	0.00	0.00	0.0%
Payments to County Offices		7142	0.00	0.00	0.00	0.00	0.00	0.00	0.0%
Payments to JPAs		7143	0.00	0.00	0.00	0.00	0.00	0.00	0.0%
Transfers of Pass-Through Revenues									
To Districts		7211	0.00	0.00	0.00	0.00	0.00	0.00	0.0%
To County Offices		7212	0.00	0.00	0.00	0.00	0.00	0.00	0.0%
To JPAs		7213	0.00	0.00	0.00	0.00	0.00	0.00	0.0%
Special Education SELPA Transfers of Apportionments									
To Districts	6500	7221	0.00	0.00	0.00	0.00	0.00	0.00	0.0
To County Offices	6500	7222	0.00	0.00	0.00	0.00	0.00	0.00	0.0
To JPAs	6500	7223	0.00	0.00	0.00	0.00	0.00	0.00	0.0%
ROC/P Transfers of Apportionments									
To Districts	6350, 6360	7221	0.00	0.00	0.00	0.00	0.00	0.00	0.0
To County Offices	6350, 6360	7222	0.00	0.00	0.00	0.00	0.00	0.00	0.0%
To JPAs	6350, 6360	7223	0.00	0.00	0.00	0.00	0.00	0.00	0.0%
Other Transfers of Apportionments	All Other	7221-7223	0.00	0.00	0.00	0.00	0.00	0.00	0.0%
Transfers to Charter Schools Funding In-Lieu of Property Taxes		7280	0.00	0.00	0.00	0.00	0.00	0.00	0.0%
All Other Transfers		7281-7283	0.00	0.00	0.00	0.00	0.00	0.00	0.0%

Description	Resource Codes	Object Codes	2002/03 Unaudited Actuals Unrestricted (A)	Restricted (B)	Total Fund col. A + B (C)	2003/04 Budget Unrestricted (D)	Restricted (E)	Total Fund col. D + E (F)	% Diff Column C & F
All Other Transfers Out to All Others		7299	0.00	0.00	0.00	0.00	0.00	0.00	0.0%
Debt Service									
Debt Service - Interest		7438	14,078.98	0.00	14,078.98	0.00	0.00	0.00	-100.0%
Other Debt Service - Principal		7439	205,033.98	0.00	205,033.98	221,465.00	13,879.00	235,344.00	14.8%
TOTAL, OTHER OUTGO (excluding Direct Support/Indirect Costs)			227,213.15	0.00	227,213.15	221,465.00	13,879.00	235,344.00	3.6%
DIRECT SUPPORT/INDIRECT COSTS									
Direct Support/Indirect Cost Charges		7310	(686,086.79)	686,086.79	0.00			0.00	0.0%
Transfers of Indirect Costs		7310			0.00	(303,896.00)	303,896.00	0.00	0.0%
Direct Support/Indirect Costs for Interfund Charges		7350	(275,368.21)	0.00	(275,368.21)			0.00	-100.0%
Transfers of Indirect Costs - Interfund		7350			0.00	(289,214.00)	0.00	(289,214.00)	Ne...
Transfers of Direct Support Costs		7370	0.00	0.00	0.00	0.00	0.00	0.00	0.0%
Transfers of Direct Support Costs - Interfund		7380	0.00	0.00	0.00	0.00	0.00	0.00	0.0%
TOTAL, DIRECT SUPPORT/INDIRECT COSTS			(961,455.00)	686,086.79	(275,368.21)	(593,110.00)	303,896.00	(289,214.00)	5..
TOTAL, EXPENDITURES			96,139,703.50	36,270,049.94	132,409,753.44	95,377,502.00	35,776,854.00	131,154,356.00	-0.9%

Description	Resource Codes	Object Codes	2002/03 Unaudited Actuals Unrestricted (A)	Restricted (B)	Total Fund col. A + B (C)	2003/04 Budget Unrestricted (D)	Restricted (E)	Total Fund col. D + E (F)	% Diff Column C & F
INTERFUND TRANSFERS									
INTERFUND TRANSFERS IN									
From: Special Reserve Fund		8912	0.00	0.00	0.00	0.00	0.00	0.00	0.0%
From: Bond Interest and Redemption Fund		8914	0.00	0.00	0.00	0.00	0.00	0.00	0.0%
Other Authorized Interfund Transfers In		8919	0.00	46,667.72	46,667.72	0.00	48,000.00	48,000.00	2.9%
(a) TOTAL, INTERFUND TRANSFERS IN			0.00	46,667.72	46,667.72	0.00	48,000.00	48,000.00	2.9%
INTERFUND TRANSFERS OUT									
To: Child Development Fund		7611	0.00	0.00	0.00	0.00	0.00	0.00	0.0%
To: Special Reserve Fund		7612	0.00	1,489,468.74	1,489,468.74	0.00	1,563,541.00	1,563,541.00	5.0%
To: State School Building Fund/ County School Facilities Fund		7613	0.00	0.00	0.00	0.00	0.00	0.00	0.0
To: Deferred Maintenance Fund		7615	0.00	0.00	0.00	0.00	0.00	0.00	0.0%
To: Cafeteria Fund		7616	0.00	0.00	0.00	0.00	0.00	0.00	0.0%
Other Authorized Interfund Transfers Out		7619	0.00	0.00	0.00	0.00	0.00	0.00	0.0%
(b) TOTAL, INTERFUND TRANSFERS OUT			0.00	1,489,468.74	1,489,468.74	0.00	1,563,541.00	1,563,541.00	5.0%
OTHER SOURCES/USES									
SOURCES									
State Apportionments Emergency Apportionment		8931	0.00	0.00	0.00	0.00	0.00	0.00	0.0
Proceeds									
Proceeds from Sale/Lease-Purchase of Land/Buildings		8953	0.00	0.00	0.00	0.00	0.00	0.00	0.0%
Other Sources									
Transfers from Funds of Lapsed/Reorganized Districts		8965	0.00	0.00	0.00	0.00	0.00	0.00	0.0%
Long-Term Debt Proceeds Proceeds from Certificates of Participation		8971	0.00	0.00	0.00	0.00	0.00	0.00	0.0%
Proceeds from Capital Leases		8972	0.00	0.00	0.00	0.00	0.00	0.00	0.0%

Description	Resource Codes	Object Codes	2002/03 Unaudited Actuals Unrestricted (A)	Restricted (B)	Total Fund col. A + B (C)	2003/04 Budget Unrestricted (D)	Restricted (E)	Total Fund col. D + E (F)	% Diff Column C & F
Proceeds from Lease Revenue Bonds		8973	0.00	0.00	0.00	0.00	0.00	0.00	0.0%
All Other Financing Sources		8979	0.00	0.00	0.00	0.00	0.00	0.00	0.0%
(c) TOTAL, SOURCES			0.00	0.00	0.00	0.00	0.00	0.00	0.0%
USES									
Transfers from Funds of Lapsed/Reorganized Districts		7651	0.00	0.00	0.00	0.00	0.00	0.00	0.0%
All Other Financing Uses		7699	0.00	0.00	0.00	0.00	0.00	0.00	0.0%
(d) TOTAL, USES			0.00	0.00	0.00	0.00	0.00	0.00	0.0%
CONTRIBUTIONS									
Contributions from Unrestricted Revenues		8980	(5,537,190.55)	5,537,190.55	0.00	(5,399,011.00)	5,399,011.00	0.00	0.0
Contributions from Restricted Revenues		8990	1,284,692.36	(1,284,692.36)	0.00	0.00	0.00	0.00	0.0%
Flexibility Transfers		8998	0.00	0.00	0.00	0.00	0.00	0.00	0.0%
(e) TOTAL, CONTRIBUTIONS			(4,252,498.19)	4,252,498.19	0.00	(5,399,011.00)	5,399,011.00	0.00	0.
TOTAL, OTHER FINANCING SOURCES/USES (a - b + c - d + e)			(4,252,498.19)	2,809,697.17	(1,442,801.02)	(5,399,011.00)	3,883,470.00	(1,515,541.00)	5.0%

iption	Resource Codes	Object Codes	2002/03 Unaudited Actuals	2003/04 Budget	Percent Difference
VENUES					
evenue Limit Sources		8010-8099	452,587.00	452,228.00	-0.1%
ederal Revenues		8100-8299	114,812.64	0.00	-100.0%
)ther State Revenues		8300-8599	5,000.00	0.00	-100.0%
)ther Local Revenues		8600-8799	12,713.47	13,300.00	4.6%
OTAL, REVENUES			585,113.11	465,528.00	-20.4%
PENDITURES					
ertificated Salaries		1000-1999	188,437.41	162,000.00	-14.0%
lassified Salaries		2000-2999	28,511.97	34,679.00	21.6%
mployee Benefits		3000-3999	25,699.60	25,258.00	-1.7%
ooks and Supplies		4000-4999	29,073.65	13,348.00	-54.1%
ervices, Other Operating Expenses		5000-5999	169,960.37	208,271.00	22.5%
apital Outlay		6000-6999	0.00	0.00	0.0%
)ther Outgo (excluding Direct Support/ Indirect Costs)		7100-7299, 7400-7499	0.00	0.00	0.0%
)irect Support/Indirect Costs		7300-7399	8,823.05	15,214.00	72.4%
TOTAL, EXPENDITURES			450,506.05	458,770.00	1.8%
CESS (DEFICIENCY) OF REVENUES /ER EXPENDITURES BEFORE OTHER NANCING SOURCES AND USES (A5 - B9)			134,607.06	6,758.00	-95.0%
THER FINANCING SOURCES/USES					
Interfund Transfers					
a) Transfers In		8910-8929	0.00	0.00	0.0%
b) Transfers Out		7610-7629	0.00	0.00	0.0%
Other Sources/Uses					
a) Sources		8930-8979	0.00	0.00	0.0%
b) Uses		7630-7699	0.00	0.00	0.0%
Contributions		8980-8999	0.00	0.00	0.0%
TOTAL, OTHER FINANCING SOURCES/USES			0.00	0.00	0.0%

B
9.17

ription	Resource Codes	Object Codes	2002/03 Unaudited Actuals	2003/04 Budget	Percent Difference
T INCREASE (DECREASE) IN FUND ALANCE (C + D4)			134,607.06	6,758.00	-95.0%
ND BALANCE, RESERVES					
Beginning Fund Balance					
a) As of July 1 - Unaudited		9791	132,029.72	266,636.78	102.0%
b) Audit Adjustments		9793	0.00	0.00	0.0%
c) As of July 1 - Audited (F1a + F1b)			132,029.72	266,636.78	102.0%
d) Other Restatements		9795	0.00	0.00	0.0%
e) Net Beginning Balance			132,029.72	266,636.78	102.0%
Ending Balance, June 30 (E + F1e)			266,636.78	273,394.78	2.5%
Components of Ending Fund Balance					
a) Reserve for					
Revolving Cash		9711	0.00	0.00	0.0%
Stores		9712	0.00	0.00	0.0%
Prepaid Expenditures		9713	0.00	0.00	0.0%
All Others		9719	0.00	0.00	0.0%
General Reserve		9730	0.00	0.00	0.0%
Legally Restricted Balance		9740	0.00	0.00	0.0%
b) Designated Amounts					
Designated for Economic Uncertainties		9770	249,865.05	256,623.05	2.7%
Designated for the Unrealized Gains of Investments and Cash in County Treasury		9775	0.00	0.00	0.0%
Other Designations		9780	0.00	0.00	0.0%
c) Undesignated Amount		9790	16,771.73		
d) Unappropriated Amount		9790		16,771.73	

B pg.18

iption	Resource Codes	Object Codes	2002/03 Unaudited Actuals	2003/04 Budget	Percent Difference
SETS					
Cash					
) in County Treasury		9110	273,184.74		
1) Fair Value Adjustment to Cash in County Treasury		9111	0.00		
) in Banks		9120	0.00		
) in Revolving Fund		9130	0.00		
) with Fiscal Agent		9135	0.00		
) collections awaiting deposit		9140	375.00		
nvestments		9150	0.00		
Accounts Receivable		9200	30,895.56		
Due from Grantor Government		9290	5,893.89		
Due from Other Funds		9310	0.00		
Stores		9320	0.00		
Prepaid Expenditures		9330	0.00		
Other Current Assets		9340	0.00		
Fixed Assets		9400			
TOTAL, ASSETS			310,349.19		
ABILITIES					
Accounts Payable		9500	10,420.18		
Due to Grantor Governments		9590	0.00		
Due to Other Funds		9610	33,292.23		
Current Loans		9640	0.00		
Deferred Revenue		9650	0.00		
Long-Term Liabilities		9660			
TOTAL, LIABILITIES			43,712.41		
ND EQUITY					
ding Fund Balance, June 30 ust agree with line F2) (G10 - H7)			266,636.78		

B
9.19

iption	Resource Codes	Object Codes	2002/03 Unaudited Actuals	2003/04 Budget	Percent Difference
NUE LIMIT SOURCES					
cipal Apportionment					
te Aid - Current Year		8011	464,214.00	452,228.00	-2.6%
te Aid - Prior Years		8019	(11,627.00)	0.00	-100.0%
enue Limit Transfers					
nsfers of Unrestricted Revenue Limit	0000	8091	0.00	0.00	0.0%
Other Revenue Limit Transfers	All Other	8091	0.00	0.00	0.0%
AL, REVENUE LIMIT SOURCES			452,587.00	452,228.00	-0.1%
RAL REVENUES					
agency Contracts Between LEAs		8285	0.00	0.00	0.0%
B / IASA	3000-3299, 4000-4135, 4201-4215, 4610, 5510	8290	0.00	0.00	0.0%
ational and Applied hnology Education	3500-3699	8290	0.00	0.00	0.0%
and Drug Free Schools	3700-3799	8290	0.00	0.00	0.0%
A / WIA	5600-5625	8290	0.00	0.00	0.0%
er Federal Revenue	All Other	8290	114,812.64	0.00	-100.0%
AL, FEDERAL REVENUES			114,812.64	0.00	-100.0%
ER STATE REVENUES					
Other State Revenue		8590	5,000.00	0.00	-100.0%
AL, OTHER STATE REVENUES			5,000.00	0.00	-100.0%

B 9.20

iption	Resource Codes	Object Codes	2002/03 Unaudited Actuals	2003/04 Budget	Percent Difference
R LOCAL REVENUES					
r Local Revenue					
es					
ale of Equipment/Supplies		8631	0.00	0.00	0.0%
ses and Rentals		8650	0.00	0.00	0.0%
erest		8660	3,607.47	7,000.00	94.0%
Increase (Decrease) in the Fair Value of Investments		8662	0.00	0.00	0.0%
es and Contracts					
dult Education Fees		8671	5,236.00	5,000.00	-4.5%
teragency Services		8677	0.00	0.00	0.0%
ner Local Revenue					
ll Other Local Revenue		8699	3,870.00	1,300.00	-66.4%
on		8710	0.00	0.00	0.0%
AL, OTHER LOCAL REVENUES			12,713.47	13,300.00	4.6%
AL, REVENUES			585,113.11	465,528.00	-20.4%

B pg. 21

iption	Resource Codes	Object Codes	2002/03 Unaudited Actuals	2003/04 Budget	Percent Difference
IFICATED SALARIES					
hers' Salaries		1100	188,437.41	162,000.00	-14.0%
ificated Pupil Support Salaries		1200	0.00	0.00	0.0%
ificated Supervisors' and Administrators' Salaries		1300	0.00	0.00	0.0%
r Certificated Salaries		1900	0.00	0.00	0.0%
AL, CERTIFICATED SALARIES			188,437.41	162,000.00	-14.0%
SIFIED SALARIES					
uctional Aides' Salaries		2100	15,098.81	19,214.00	27.3%
sified Support Salaries		2200	0.00	0.00	0.0%
sified Supervisors' and Administrators' Salaries		2300	0.00	0.00	0.0%
ical and Office Salaries		2400	1,094.79	0.00	-100.0%
r Classified Salaries		2900	12,318.37	15,465.00	25.5%
AL, CLASSIFIED SALARIES			28,511.97	34,679.00	21.6%
OYEE BENEFITS					
S		3101-3102	13,750.03	13,200.00	-4.0%
S		3201-3202	762.30	2,003.00	162.8%
DI/Medicare/Alternative		3301-3302	5,363.36	4,820.00	-10.1%
lth and Welfare Benefits		3401-3402	949.11	0.00	-100.0%
mployment Insurance		3501-3502	276.25	590.00	113.6%
kers' Compensation		3601-3602	3,913.81	4,346.00	11.0%
ree Benefits		3701-3702	0.00	0.00	0.0%
S Reduction		3801-3802	684.74	299.00	-56.3%
r Employee Benefits		3901-3902	0.00	0.00	0.0%
AL, EMPLOYEE BENEFITS			25,699.60	25,258.00	-1.7%
KS AND SUPPLIES					
roved Textbooks and Core Curricula Materials		4100	1,545.58	2,000.00	29.4%
ks and Other Reference Materials		4200	24,668.68	6,000.00	-75.7%
erials and Supplies		4300	2,313.77	2,348.00	1.5%
capitalized Equipment		4400	545.62	3,000.00	449.8%
AL, BOOKS AND SUPPLIES			29,073.65	13,348.00	-54.1%

B
B9-22

ription	Resource Codes	Object Codes	2002/03 Unaudited Actuals	2003/04 Budget	Percent Difference
/ICES, OTHER OPERATING EXPENSES					
'el and Conferences		5200	1,266.35	1,000.00	-21.0%
s and Memberships		5300	0.00	0.00	0.0%
rance		5400 - 5450	0.00	0.00	0.0%
ration and Housekeeping Services		5500	0.00	0.00	0.0%
tals, Leases, Repairs, and Noncapitalized rovements		5600	839.88	0.00	-100.0%
nsfers of Direct Costs - Interfund		5750	153,457.67	199,271.00	29.9%
essional/Consulting Services and erating Expenditures		5800	14,280.00	8,000.00	-44.0%
nmunications		5900	116.47	0.00	-100.0%
TAL, SERVICES AND OTHER OPERATING EXPENSES			169,960.37	208,271.00	22.5%
TAL OUTLAY					
s and Improvements of Sites		6100	0.00	0.00	0.0%
dings and Improvements of Buildings		6200	0.00	0.00	0.0%
ipment		6400	0.00	0.00	0.0%
ipment Replacement		6500	0.00	0.00	0.0%
TAL, CAPITAL OUTLAY			0.00	0.00	0.0%
ER OUTGO (excluding Direct Support/Indirect Costs)					
ion					
ition, Excess Costs, and/or Deficit Payments ayments to Districts		7141	0.00	0.00	0.0%
ayments to County Offices		7142	0.00	0.00	0.0%
ayments to JPAs		7143	0.00	0.00	0.0%
t Service					
bt Service - Interest		7438	0.00	0.00	0.0%
her Debt Service - Principal		7439	0.00	0.00	0.0%
TAL, OTHER OUTGO (excluding Direct Support/Indirect Costs)			0.00	0.00	0.0%
CT SUPPORT/INDIRECT COSTS					
ct Support/ Indirect st Charges for Interfund Charges		7350	8,823.05		
nsfers of Indirect Costs - Interfund		7350		15,214.00	
nsfers of Direct Support Costs - Interfund		7380		0.00	
TAL, DIRECT SUPPORT/INDIRECT COSTS			8,823.05	15,214.00	72.4%

ıtion	Resource Codes	Object Codes	2002/03 Unaudited Actuals	2003/04 Budget	Percent Difference
, EXPENDITURES			450,506.05	458,770.00	1.8%

ription	Resource Codes	Object Codes	2002/03 Unaudited Actuals	2003/04 Budget	Percent Difference
RFUND TRANSFERS					
ERFUND TRANSFERS IN					
her Authorized Interfund Transfers In		8919	0.00	0.00	0.0%
TOTAL, INTERFUND TRANSFERS IN			0.00	0.00	0.0%
ERFUND TRANSFERS OUT					
: State School Building Fund/ ounty School Facilities Fund		7613	0.00	0.00	0.0%
her Authorized Interfund Transfers Out		7619	0.00	0.00	0.0%
TOTAL, INTERFUND TRANSFERS OUT			0.00	0.00	0.0%

B
pg.25

cription	Resource Codes	Object Codes	2002/03 Unaudited Actuals	2003/04 Budget	Percent Difference
ER SOURCES/USES					
URCES					
ther Sources					
Transfers from Funds of Lapsed/Reorganized Districts		8965	0.00	0.00	0.0%
ong-Term Debt Proceeds					
Proceeds from Capital Leases		8972	0.00	0.00	0.0%
l Other Financing Sources		8979	0.00	0.00	0.0%
TOTAL, SOURCES			0.00	0.00	0.0%
ES					
ansfers from Funds of apsed/Reorganized Districts		7651	0.00	0.00	0.0%
l Other Financing Uses		7699	0.00	0.00	0.0%
TOTAL, USES			0.00	0.00	0.0%
NTRIBUTIONS					
ontributions from Unrestricted Revenues		8980	0.00	0.00	0.0%
ontributions from Restricted Revenues		8990	0.00	0.00	0.0%
TOTAL, CONTRIBUTIONS			0.00	0.00	0.0%
AL, OTHER FINANCING SOURCES/USES - b + c - d + e)			0.00	0.00	0.0%

ription	Resource Codes	Object Codes	2002/03 Unaudited Actuals	2003/04 Budget	Percent Difference
:VENUES					
Revenue Limit Sources		8010-8099	0.00	0.00	0.0%
Federal Revenues		8100-8299	0.00	0.00	0.0%
Other State Revenues		8300-8599	640,250.43	661,509.00	3.3%
Other Local Revenues		8600-8799	723.66	0.00	-100.0%
TOTAL, REVENUES			640,974.09	661,509.00	3.2%
(PENDITURES					
Certificated Salaries		1000-1999	259,555.28	242,752.00	-6.5%
Classified Salaries		2000-2999	188,596.42	184,868.00	-2.0%
Employee Benefits		3000-3999	155,002.86	149,867.00	-3.3%
Books and Supplies		4000-4999	20,465.77	19,423.00	-5.1%
Services, Other Operating Expenses		5000-5999	10,084.94	50,599.00	401.7%
Capital Outlay		6000-6999	0.00	0.00	0.0%
Other Outgo (excluding Direct Support/ Indirect Costs)		7100-7299, 7400-7499	0.00	0.00	0.0%
Direct Support/Indirect Costs		7300-7399	6,545.16	14,000.00	113.9%
TOTAL, EXPENDITURES			640,250.43	661,509.00	3.3%
(CESS (DEFICIENCY) OF REVENUES VER EXPENDITURES BEFORE OTHER NANCING SOURCES AND USES (A5 - B9)			723.66	0.00	-100.0%
THER FINANCING SOURCES/USES					
Interfund Transfers a) Transfers In		8910-8929	0.00	0.00	0.0%
b) Transfers Out		7610-7629	0.00	0.00	0.0%
Other Sources/Uses a) Sources		8930-8979	0.00	0.00	0.0%
b) Uses		7630-7699	0.00	0.00	0.0%
Contributions		8980-8999	0.00	0.00	0.0%
TOTAL, OTHER FINANCING SOURCES/USES			0.00	0.00	0.0%

B
Pg. 27

...ription	Resource Codes	Object Codes	2002/03 Unaudited Actuals	2003/04 Budget	Percent Difference
...ET INCREASE (DECREASE) IN FUND ...ALANCE (C + D4)			723.66	0.00	-100.0%
...IND BALANCE, RESERVES					
Beginning Fund Balance					
a) As of July 1 - Unaudited		9791	297.74	1,021.40	243.1%
b) Audit Adjustments		9793	0.00	0.00	0.0%
c) As of July 1 - Audited (F1a + F1b)			297.74	1,021.40	243.1%
d) Other Restatements		9795	0.00	0.00	0.0%
e) Net Beginning Balance			297.74	1,021.40	243.1%
Ending Balance, June 30 (E + F1e)			1,021.40	1,021.40	0.0%
Components of Ending Fund Balance					
a) Reserve for					
Revolving Cash		9711	0.00	0.00	0.0%
Stores		9712	0.00	0.00	0.0%
Prepaid Expenditures		9713	0.00	0.00	0.0%
All Others		9719	0.00	0.00	0.0%
General Reserve		9730	0.00	0.00	0.0%
Legally Restricted Balance		9740	1,021.40	0.00	-100.0%
b) Designated Amounts					
Designated for Economic Uncertainties		9770	0.00	0.00	0.0%
Designated for the Unrealized Gains of Investments and Cash in County Treasury		9775	0.00	0.00	0.0%
Other Designations		9780	0.00	1,021.40	New
c) Undesignated Amount		9790	0.00		
d) Unappropriated Amount		9790		0.00	

B
Pg.28

iption	Resource Codes	Object Codes	2002/03 Unaudited Actuals	2003/04 Budget	Percent Difference
SETS					
Cash					
ı) in County Treasury		9110	26,839.03		
1) Fair Value Adjustment to Cash in County Treasury		9111	0.00		
›) in Banks		9120	0.00		
:) in Revolving Fund		9130	0.00		
ı) with Fiscal Agent		9135	0.00		
ɜ) collections awaiting deposit		9140	0.00		
nvestments		9150	0.00		
Accounts Receivable		9200	247.09		
Due from Grantor Government		9290	128,338.43		
Due from Other Funds		9310	0.00		
Stores		9320	0.00		
Prepaid Expenditures		9330	0.00		
Other Current Assets		9340	0.00		
Fixed Assets		9400			
TOTAL, ASSETS			155,424.55		
ABILITIES					
Accounts Payable		9500	35,707.84		
Due to Grantor Governments		9590	0.00		
Due to Other Funds		9610	118,695.31		
Current Loans		9640	0.00		
Deferred Revenue		9650	0.00		
Long-Term Liabilities		9660			
TOTAL, LIABILITIES			154,403.15		
ND EQUITY					
ding Fund Balance, June 30 ust agree with line F2) (G10 - H7)			1,021.40		

B
Pg 29

iption	Resource Codes	Object Codes	2002/03 Unaudited Actuals	2003/04 Budget	Percent Difference
RAL REVENUES					
l Nutrition Programs		8220	0.00	0.00	0.0%
agency Contracts Between LEAs		8285	0.00	0.00	0.0%
r Federal Revenue		8290	0.00	0.00	0.0%
AL, FEDERAL REVENUES			0.00	0.00	0.0%
R STATE REVENUES					
ld Nutrition Programs		8520	0.00	0.00	0.0%
ld Development Apportionments		8530	0.00	0.00	0.0%
te Preschool	6055-6056	8590	637,763.43	661,509.00	3.7%
Other State Revenue		8590	2,487.00	0.00	-100.0%
AL, OTHER STATE REVENUES			640,250.43	661,509.00	3.3%

B pg 30

ription	Resource Codes	Object Codes	2002/03 Unaudited Actuals	2003/04 Budget	Percent Difference
ER LOCAL REVENUES					
er Local Revenue					
les					
ale of Equipment/Supplies		8631	0.00	0.00	0.0%
ood Service Sales		8634	0.00	0.00	0.0%
erest		8660	723.66	0.00	-100.0%
t Increase (Decrease) in the Fair Value of Investments		8662	0.00	0.00	0.0%
es and Contracts					
hild Development Parent Fees		8673	0.00	0.00	0.0%
teragency Services		8677	0.00	0.00	0.0%
ll Other Fees and Contracts		8689	0.00	0.00	0.0%
her Local Revenue					
ll Other Local Revenue		8699	0.00	0.00	0.0%
All Other Transfers In From All Others		8799	0.00	0.00	0.0%
TAL, OTHER LOCAL REVENUES			723.66	0.00	-100.0%
AL, REVENUES			640,974.09	661,509.00	3.2%

B
pg. 31

ription	Resource Codes	Object Codes	2002/03 Unaudited Actuals	2003/04 Budget	Percent Difference
'IFICATED SALARIES					
chers' Salaries		1100	242,090.88	225,429.00	-6.9%
ificated Pupil Support Salaries		1200	17,002.89	16,861.00	-0.8%
ificated Supervisors' and Administrators' Salaries		1300	0.00	0.00	0.0%
er Certificated Salaries		1900	461.51	462.00	0.1%
'AL, CERTIFICATED SALARIES			259,555.28	242,752.00	-6.5%
SSIFIED SALARIES					
uctional Aides' Salaries		2100	118,466.22	116,317.00	-1.8%
sified Support Salaries		2200	0.00	0.00	0.0%
sified Supervisors' and Administrators' Salaries		2300	41,435.65	44,748.00	8.0%
ical and Office Salaries		2400	21,385.39	20,561.00	-3.9%
er Classified Salaries		2900	7,309.16	3,242.00	-55.6%
'AL, CLASSIFIED SALARIES			188,596.42	184,868.00	-2.0%
LOYEE BENEFITS					
RS		3101-3102	11,525.71	12,602.00	9.3%
RS		3201-3202	25,673.10	44,738.00	74.3%
SDI/Medicare/Alternative		3301-3302	27,226.34	23,243.00	-14.6%
lth and Welfare Benefits		3401-3402	52,840.77	51,711.00	-2.1%
mployment Insurance		3501-3502	629.90	1,283.00	103.7%
kers' Compensation		3601-3602	8,673.55	9,451.00	9.0%
ree Benefits		3701-3702	0.00	0.00	0.0%
RS Reduction		3801-3802	28,433.49	6,839.00	-75.9%
er Employee Benefits		3901-3902	0.00	0.00	0.0%
TAL, EMPLOYEE BENEFITS			155,002.86	149,867.00	-3.3%
KS AND SUPPLIES					
roved Textbooks and Core Curricula Materials		4100	0.00	0.00	0.0%
ks and Other Reference Materials		4200	0.00	0.00	0.0%
erials and Supplies		4300	20,343.58	19,273.00	-5.3%
capitalized Equipment		4400	122.19	150.00	22.8%
d		4700	0.00	0.00	0.0%
TAL, BOOKS AND SUPPLIES			20,465.77	19,423.00	-5.1%

B
D.32

iption	Resource Codes	Object Codes	2002/03 Unaudited Actuals	2003/04 Budget	Percent Difference
ICES, OTHER OPERATING EXPENSES					
el and Conferences		5200	77.34	40.00	-48.3%
and Memberships		5300	0.00	0.00	0.0%
ance		5400 - 5450	0.00	0.00	0.0%
ation and Housekeeping Services		5500	0.00	0.00	0.0%
als, Leases, Repairs, and Noncapitalized ovements		5600	1,115.42	16,116.00	1344.8%
sfers of Direct Costs - Interfund		5750	5,464.91	21,625.00	295.7%
ssional/Consulting Services and rating Expenditures		5800	3,256.75	12,668.00	289.0%
munications		5900	170.52	150.00	-12.0%
AL, SERVICES AND OTHER OPERATING EXPENSES			10,084.94	50,599.00	401.7%
TAL OUTLAY					
and Improvements of Sites		6100	0.00	0.00	0.0%
ings and Improvements of Buildings		6200	0.00	0.00	0.0%
pment		6400	0.00	0.00	0.0%
pment Replacement		6500	0.00	0.00	0.0%
AL, CAPITAL OUTLAY			0.00	0.00	0.0%
ER OUTGO (excluding Direct Support/Indirect Costs)					
r Transfers Out					
Other Transfers Out to All Others		7299	0.00	0.00	0.0%
Service					
t Service - Interest		7438	0.00	0.00	0.0%
er Debt Service - Principal		7439	0.00	0.00	0.0%
AL, OTHER OUTGO (excluding Direct Support/Indirect Costs)			0.00	0.00	0.0%
CT SUPPORT/INDIRECT COSTS					
t Support/ Indirect t Charges for Interfund Charges		7350	6,545.16		
sfers of Indirect Costs - Interfund		7350		14,000.00	
sfers of Direct Support Costs - Interfund		7380		0.00	
AL, DIRECT SUPPORT/INDIRECT COSTS			6,545.16	14,000.00	113.9%
L, EXPENDITURES			640,250.43	661,509.00	3.3%

B 84.33

iption	Resource Codes	Object Codes	2002/03 Unaudited Actuals	2003/04 Budget	Percent Difference
RFUND TRANSFERS					
ERFUND TRANSFERS IN					
m: General Fund		8911	0.00	0.00	0.0%
ier Authorized Interfund Transfers In		8919	0.00	0.00	0.0%
OTAL, INTERFUND TRANSFERS IN			0.00	0.00	0.0%
ERFUND TRANSFERS OUT					
ier Authorized Interfund Transfers Out		7619	0.00	0.00	0.0%
OTAL, INTERFUND TRANSFERS OUT			0.00	0.00	0.0%

B
pg. 34

iption	Resource Codes	Object Codes	2002/03 Unaudited Actuals	2003/04 Budget	Percent Difference
R SOURCES/USES					
RCES					
ier Sources					
ansfers from Funds of apsed/Reorganized Districts		8965	0.00	0.00	0.0%
ıg-Term Debt Proceeds oceeds from Certificates f Participation		8971	0.00	0.00	0.0%
oceeds from Capital Leases		8972	0.00	0.00	0.0%
Other Financing Sources		8979	0.00	0.00	0.0%
OTAL, SOURCES			0.00	0.00	0.0%
S					
ansfers from Funds of psed/Reorganized Districts		7651	0.00	0.00	0.0%
Other Financing Uses		7699	0.00	0.00	0.0%
TOTAL, USES			0.00	0.00	0.0%
TRIBUTIONS					
ntributions from Unrestricted Revenues		8980	0.00	0.00	0.0%
ntributions from Restricted Revenues		8990	0.00	0.00	0.0%
xibility Transfers		8998	0.00	0.00	0.0%
TOTAL, CONTRIBUTIONS			0.00	0.00	0.0%
AL, OTHER FINANCING SOURCES/USES b + c - d + e)			0.00	0.00	0.0%

B pg 35

iption	Resource Codes	Object Codes	2002/03 Unaudited Actuals	2003/04 Budget	Percent Difference
VENUES					
Revenue Limit Sources		8010-8099	0.00	0.00	0.0%
Federal Revenues		8100-8299	3,490,772.59	3,550,000.00	1.7%
Other State Revenues		8300-8599	233,338.59	245,000.00	5.0%
Other Local Revenues		8600-8799	2,091,217.21	2,550,000.00	21.9%
TOTAL, REVENUES			5,815,328.39	6,345,000.00	9.1%
PENDITURES					
Certificated Salaries		1000-1999	0.00	0.00	0.0%
Classified Salaries		2000-2999	1,936,013.61	1,882,081.00	-2.8%
Employee Benefits		3000-3999	689,651.44	831,973.00	20.6%
Books and Supplies		4000-4999	3,355,454.94	3,172,000.00	-5.5%
Services, Other Operating Expenses		5000-5999	19,801.69	50,804.00	156.6%
Capital Outlay		6000-6999	72,154.57	70,000.00	-3.0%
Other Outgo (excluding Direct Support/ Indirect Costs)		7100-7299, 7400-7499	0.00	0.00	0.0%
Direct Support/Indirect Costs		7300-7399	260,000.00	260,000.00	0.0%
TOTAL, EXPENDITURES			6,333,076.25	6,266,858.00	-1.0%
CESS (DEFICIENCY) OF REVENUES VER EXPENDITURES BEFORE OTHER NANCING SOURCES AND USES (A5 - B9)			(517,747.86)	78,142.00	-115.1%
THER FINANCING SOURCES/USES					
Interfund Transfers a) Transfers In		8910-8929	0.00	0.00	0.0%
b) Transfers Out		7610-7629	46,667.72	48,000.00	2.9%
Other Sources/Uses a) Sources		8930-8979	0.00	0.00	0.0%
b) Uses		7630-7699	0.00	0.00	0.0%
Contributions		8980-8999	0.00	0.00	0.0%
TOTAL, OTHER FINANCING SOURCES/USES			(46,667.72)	(48,000.00)	2.9%

B
pg 36

ription	Resource Codes	Object Codes	2002/03 Unaudited Actuals	2003/04 Budget	Percent Difference
ET INCREASE (DECREASE) IN FUND ALANCE (C + D4)			(564,415.58)	30,142.00	-105.3%
IND BALANCE, RESERVES					
Beginning Fund Balance a) As of July 1 - Unaudited		9791	2,133,255.87	1,568,840.29	-26.5%
b) Audit Adjustments		9793	0.00	0.00	0.0%
c) As of July 1 - Audited (F1a + F1b)			2,133,255.87	1,568,840.29	-26.5%
d) Other Restatements		9795	0.00	0.00	0.0%
e) Net Beginning Balance			2,133,255.87	1,568,840.29	-26.5%
Ending Balance, June 30 (E + F1e)			1,568,840.29	1,598,982.29	1.9%
Components of Ending Fund Balance a) Reserve for Revolving Cash		9711	0.00	0.00	0.0%
Stores		9712	107,749.30	60,886.00	-43.5%
Prepaid Expenditures		9713	0.00	0.00	0.0%
All Others		9719	0.00	0.00	0.0%
General Reserve		9730	0.00	0.00	0.0%
Legally Restricted Balance		9740	0.00	0.00	0.0%
b) Designated Amounts					
Designated for Economic Uncertainties		9770	1,461,090.99	1,538,096.29	5.3%
Designated for the Unrealized Gains of Investments and Cash in County Treasury		9775	0.00	0.00	0.0%
Other Designations		9780	0.00	0.00	0.0%
c) Undesignated Amount		9790	0.00		
d) Unappropriated Amount		9790		0.00	

B 37

iption	Resource Codes	Object Codes	2002/03 Unaudited Actuals	2003/04 Budget	Percent Difference
SETS					
ash					
) in County Treasury		9110	81,576.28		
1) Fair Value Adjustment to Cash in County Treasury		9111	0.00		
) in Banks		9120	0.00		
) in Revolving Fund		9130	0.00		
) with Fiscal Agent		9135	0.00		
) collections awaiting deposit		9140	130,020.41		
ıvestments		9150	0.00		
ıccounts Receivable		9200	2,330.27		
)ue from Grantor Government		9290	1,478,577.15		
)ue from Other Funds		9310	1,501.45		
3tores		9320	107,749.30		
Prepaid Expenditures		9330	0.00		
)ther Current Assets		9340	0.00		
Fixed Assets		9400			
TOTAL, ASSETS			1,801,754.86		

B
pg. 38

iption	Resource Codes	Object Codes	2002/03 Unaudited Actuals	2003/04 Budget	Percent Difference
ABILITIES					
Accounts Payable		9500	185,012.97		
Due to Grantor Governments		9590	0.00		
Due to Other Funds		9610	47,901.60		
Current Loans		9640	0.00		
Deferred Revenue		9650	0.00		
Long-Term Liabilities		9660			
TOTAL, LIABILITIES			232,914.57		
ND EQUITY					
ding Fund Balance, June 30 ust agree with line F2) (G10 - H7)			1,568,840.29		

B pg 39

ption	Resource Codes	Object Codes	2002/03 Unaudited Actuals	2003/04 Budget	Percent Difference
NUE LIMIT SOURCES					
nue Limit Transfers					
nsfers of Unrestricted Revenue Limit	0000	8091	0.00	0.00	0.0%
Other Revenue Limit Transfers	All Other	8091	0.00	0.00	0.0%
AL, REVENUE LIMIT SOURCES			0.00	0.00	0.0%
RAL REVENUES					
l Nutrition Programs		8220	3,490,772.59	3,550,000.00	1.7%
r Federal Revenue		8290	0.00	0.00	0.0%
AL, FEDERAL REVENUES			3,490,772.59	3,550,000.00	1.7%
:R STATE REVENUES					
ld Nutrition Programs		8520	233,338.59	245,000.00	5.0%
Other State Revenue		8590	0.00	0.00	0.0%
AL, OTHER STATE REVENUES			233,338.59	245,000.00	5.0%
:R LOCAL REVENUES					
:r Local Revenue					
les ale of Equipment/Supplies		8631	0.00	0.00	0.0%
ood Service Sales		8634	2,077,263.01	2,500,000.00	20.4%
ases and Rentals		8650	0.00	0.00	0.0%
erest		8660	13,366.89	50,000.00	274.1%
t Increase (Decrease) in the Fair Value of Investments		8662	0.00	0.00	0.0%
ner Local Revenue					
ll Other Local Revenue		8699	587.31	0.00	-100.0%
TAL, OTHER LOCAL REVENUES			2,091,217.21	2,550,000.00	21.9%
AL, REVENUES			5,815,328.39	6,345,000.00	9.1%

B
Pg. 40

iption	Resource Codes	Object Codes	2002/03 Unaudited Actuals	2003/04 Budget	Percent Difference
IFICATED SALARIES					
ficated Supervisors' and Administrators' Salaries		1300	0.00	0.00	0.0%
r Certificated Salaries		1900	0.00	0.00	0.0%
AL, CERTIFICATED SALARIES			0.00	0.00	0.0%
SIFIED SALARIES					
sified Support Salaries		2200	1,548,469.84	1,493,828.00	-3.5%
sified Supervisors' and Administrators' Salaries		2300	189,358.75	191,724.00	1.2%
cal and Office Salaries		2400	198,185.02	196,529.00	-0.8%
r Classified Salaries		2900	0.00	0.00	0.0%
AL, CLASSIFIED SALARIES			1,936,013.61	1,882,081.00	-2.8%
OYEE BENEFITS					
S		3101-3102	0.00	0.00	0.0%
S		3201-3202	120,904.10	221,873.00	83.5%
DI/Medicare/Alternative		3301-3302	164,294.29	143,979.00	-12.4%
lth and Welfare Benefits		3401-3402	280,170.75	390,000.00	39.2%
mployment Insurance		3501-3502	2,597.71	5,646.00	117.3%
kers' Compensation		3601-3602	39,162.05	41,594.00	6.2%
ree Benefits		3701-3702	10,208.14	0.00	-100.0%
RS Reduction		3801-3802	72,314.40	28,881.00	-60.1%
er Employee Benefits		3901-3902	0.00	0.00	0.0%
TAL, EMPLOYEE BENEFITS			689,651.44	831,973.00	20.6%
KS AND SUPPLIES					
ks and Other Reference Materials		4200	0.00	0.00	0.0%
erials and Supplies		4300	228,996.53	212,000.00	-7.4%
capitalized Equipment		4400	23,345.67	0.00	-100.0%
d		4700	3,103,112.74	2,960,000.00	-4.6%
TAL, BOOKS AND SUPPLIES			3,355,454.94	3,172,000.00	-5.5%

B
D-41

iption	Resource Codes	Object Codes	2002/03 Unaudited Actuals	2003/04 Budget	Percent Difference
ICES, OTHER OPERATING EXPENSES					
el and Conferences		5200	8,460.73	11,000.00	30.0%
; and Memberships		5300	0.00	0.00	0.0%
ance		5400 - 5450	0.00	0.00	0.0%
ation and Housekeeping Services		5500	0.00	0.00	0.0%
als, Leases, Repairs, and Noncapitalized ovements		5600	29,521.55	49,000.00	66.0%
sfers of Direct Costs - Interfund		5750	(40,223.84)	(28,296.00)	-29.7%
essional/Consulting Services and rating Expenditures		5800	11,411.98	10,000.00	-12.4%
munications		5900	10,631.27	9,100.00	-14.4%
AL, SERVICES AND OTHER OPERATING EXPENSES			19,801.69	50,804.00	156.6%
TAL OUTLAY					
dings and Improvements of Buildings		6200	0.00	0.00	0.0%
ipment		6400	62,273.34	50,000.00	-19.7%
ipment Replacement		6500	9,881.23	20,000.00	102.4%
AL, CAPITAL OUTLAY			72,154.57	70,000.00	-3.0%
ER OUTGO (excluding Direct Support/Indirect Costs)					
t Service					
bt Service - Interest		7438	0.00	0.00	0.0%
her Debt Service - Principal		7439	0.00	0.00	0.0%
AL, OTHER OUTGO (excluding Direct Support/Indirect Costs)			0.00	0.00	0.0%
CT SUPPORT/INDIRECT COSTS					
ct Support/ Indirect st Charges for Interfund Charges		7350	260,000.00		
nsfers of Indirect Costs - Interfund		7350		260,000.00	
nsfers of Direct Support Costs - Interfund		7380		0.00	
AL, DIRECT SUPPORT/INDIRECT COSTS			260,000.00	260,000.00	0.0%
AL, EXPENDITURES			6,333,076.25	6,266,858.00	-1.0%

B pg. 42

ption	Resource Codes	Object Codes	2002/03 Unaudited Actuals	2003/04 Budget	Percent Difference
FUND TRANSFERS					
RFUND TRANSFERS IN					
n: General Fund		8916	0.00	0.00	0.0%
er Authorized Interfund Transfers In		8919	0.00	0.00	0.0%
OTAL, INTERFUND TRANSFERS IN			0.00	0.00	0.0%
RFUND TRANSFERS OUT					
er Authorized Interfund Transfers Out		7619	46,667.72	48,000.00	2.9%
OTAL, INTERFUND TRANSFERS OUT			46,667.72	48,000.00	2.9%

B pg 43

ption	Resource Codes	Object Codes	2002/03 Unaudited Actuals	2003/04 Budget	Percent Difference
R SOURCES/USES					
RCES					
er Sources					
ansfers from Funds of apsed/Reorganized Districts		8965	0.00	0.00	0.0%
g-Term Debt Proceeds					
oceeds from Capital Leases		8972	0.00	0.00	0.0%
Other Financing Sources		8979	0.00	0.00	0.0%
OTAL, SOURCES			0.00	0.00	0.0%
S					
nsfers from Funds of psed/Reorganized Districts		7651	0.00	0.00	0.0%
Other Financing Uses		7699	0.00	0.00	0.0%
OTAL, USES			0.00	0.00	0.0%
RIBUTIONS					
tributions from Unrestricted Revenues		8980	0.00	0.00	0.0%
tributions from Restricted Revenues		8990	0.00	0.00	0.0%
ibility Transfers		8998	0.00	0.00	0.0%
OTAL, CONTRIBUTIONS			0.00	0.00	0.0%
L, OTHER FINANCING SOURCES/USES b + c - d + e)			(46,667.72)	(48,000.00)	2.9%

B pg. 44

iption	Resource Codes	Object Codes	2002/03 Unaudited Actuals	2003/04 Budget	Percent Difference
VENUES					
Revenue Limit Sources		8010-8099	0.00	0.00	0.0%
Federal Revenues		8100-8299	0.00	0.00	0.0%
Other State Revenues		8300-8599	238,139.00	0.00	-100.0%
Other Local Revenues		8600-8799	379.71	250.00	-34.2%
TOTAL, REVENUES			238,518.71	250.00	-99.9%
PENDITURES					
Certificated Salaries		1000-1999	0.00	0.00	0.0%
Classified Salaries		2000-2999	0.00	0.00	0.0%
Employee Benefits		3000-3999	0.00	0.00	0.0%
Books and Supplies		4000-4999	175,536.71	76,070.00	-56.7%
Services, Other Operating Expenses		5000-5999	944,525.46	643,407.00	-31.9%
Capital Outlay		6000-6999	0.00	0.00	0.0%
Other Outgo (excluding Direct Support/ Indirect Costs)		7100-7299, 7400-7499	0.00	0.00	0.0%
Direct Support/Indirect Costs		7300-7399	0.00	0.00	0.0%
TOTAL, EXPENDITURES			1,120,062.17	719,477.00	-35.8%
CESS (DEFICIENCY) OF REVENUES VER EXPENDITURES BEFORE OTHER NANCING SOURCES AND USES (A5 - B9)			(881,543.46)	(719,227.00)	-18.4%
THER FINANCING SOURCES/USES					
Interfund Transfers a) Transfers In		8910-8929	596,406.00	710,063.00	19.1%
b) Transfers Out		7610-7629	0.00	0.00	0.0%
Other Sources/Uses a) Sources		8930-8979	0.00	0.00	0.0%
b) Uses		7630-7699	0.00	0.00	0.0%
Contributions		8980-8999	0.00	0.00	0.0%
TOTAL, OTHER FINANCING SOURCES/USES			596,406.00	710,063.00	19.1%

B 10-45

iption	Resource Codes	Object Codes	2002/03 Unaudited Actuals	2003/04 Budget	Percent Difference
T INCREASE (DECREASE) IN FUND LANCE (C + D4)			(285,137.46)	(9,164.00)	-96.8%
ND BALANCE, RESERVES					
leginning Fund Balance					
) As of July 1 - Unaudited		9791	313,542.51	28,405.05	-90.9%
) Audit Adjustments		9793	0.00	0.00	0.0%
) As of July 1 - Audited (F1a + F1b)			313,542.51	28,405.05	-90.9%
) Other Restatements		9795	0.00	0.00	0.0%
) Net Beginning Balance			313,542.51	28,405.05	-90.9%
Ending Balance, June 30 (E + F1e)			28,405.05	19,241.05	-32.3%
Components of Ending Fund Balance					
) Reserve for					
Revolving Cash		9711	0.00	0.00	0.0%
Stores		9712	0.00	0.00	0.0%
Prepaid Expenditures		9713	0.00	0.00	0.0%
All Others		9719	0.00	0.00	0.0%
General Reserve		9730	0.00	0.00	0.0%
Legally Restricted Balance		9740	0.00	0.00	0.0%
) Designated Amounts					
Designated for Economic Uncertainties		9770	0.00	0.00	0.0%
Designated for the Unrealized Gains of Investments and Cash in County Treasury		9775	0.00	0.00	0.0%
Other Designations		9780	28,405.05	19,241.05	-32.3%
) Undesignated Amount		9790	0.00		
) Unappropriated Amount		9790		0.00	

B
By 9/6

ription	Resource Codes	Object Codes	2002/03 Unaudited Actuals	2003/04 Budget	Percent Difference
SSETS					
Cash					
a) in County Treasury		9110	572.51		
1) Fair Value Adjustment to Cash in County Treasury		9111	0.00		
b) in Banks		9120	0.00		
c) in Revolving Fund		9130	0.00		
d) with Fiscal Agent		9135	0.00		
e) collections awaiting deposit		9140	0.00		
Investments		9150	0.00		
Accounts Receivable		9200	156,009.63		
Due from Grantor Government		9290	0.00		
Due from Other Funds		9310	1,500.00		
Stores		9320	0.00		
Prepaid Expenditures		9330	0.00		
Other Current Assets		9340	0.00		
Fixed Assets		9400			
TOTAL, ASSETS			158,082.14		
ABILITIES					
Accounts Payable		9500	0.00		
Due to Grantor Governments		9590	0.00		
Due to Other Funds		9610	129,677.09		
Current Loans		9640	0.00		
Deferred Revenue		9650	0.00		
Long-Term Liabilities		9660			
TOTAL, LIABILITIES			129,677.09		
ND EQUITY					
nding Fund Balance, June 30 nust agree with line F2) (G10 - H7)			28,405.05		

B
pg. 47

ription	Resource Codes	Object Codes	2002/03 Unaudited Actuals	2003/04 Budget	Percent Difference
ER STATE REVENUES					
ferred Maintenance Allowance		8540	238,139.00	0.00	-100.0%
Other State Revenue		8590	0.00	0.00	0.0%
AL, OTHER STATE REVENUES			238,139.00	0.00	-100.0%
ER LOCAL REVENUES					
er Local Revenue					
les ale of Equipment/Supplies		8631	0.00	0.00	0.0%
erest		8660	379.71	250.00	-34.2%
t Increase (Decrease) in the Fair Value of Investments		8662	0.00	0.00	0.0%
her Local Revenue					
ll Other Local Revenue		8699	0.00	0.00	0.0%
All Other Transfers In From All Others		8799	0.00	0.00	0.0%
TAL, OTHER LOCAL REVENUES			379.71	250.00	-34.2%
AL, REVENUES			238,518.71	250.00	-99.9%

B 29.48

iption	Resource Codes	Object Codes	2002/03 Unaudited Actuals	2003/04 Budget	Percent Difference
SIFIED SALARIES					
sified Support Salaries		2200	0.00	0.00	0.0%
r Classified Salaries		2900	0.00	0.00	0.0%
AL, CLASSIFIED SALARIES			0.00	0.00	0.0%
OYEE BENEFITS					
S		3101-3102	0.00	0.00	0.0%
S		3201-3202	0.00	0.00	0.0%
DI/Medicare/Alternative		3301-3302	0.00	0.00	0.0%
lth and Welfare Benefits		3401-3402	0.00	0.00	0.0%
mployment Insurance		3501-3502	0.00	0.00	0.0%
kers' Compensation		3601-3602	0.00	0.00	0.0%
ree Benefits		3701-3702	0.00	0.00	0.0%
RS Reduction		3801-3802	0.00	0.00	0.0%
er Employee Benefits		3901-3902	0.00	0.00	0.0%
TAL, EMPLOYEE BENEFITS			0.00	0.00	0.0%
KS AND SUPPLIES					
ks and Other Reference Materials		4200	0.00	0.00	0.0%
terials and Supplies		4300	175,536.71	76,070.00	-56.7%
ncapitalized Equipment		4400	0.00	0.00	0.0%
TAL, BOOKS AND SUPPLIES			175,536.71	76,070.00	-56.7%

B
pg. 49

iption	Resource Codes	Object Codes	2002/03 Unaudited Actuals	2003/04 Budget	Percent Difference
ICES, OTHER OPERATING EXPENSES					
el and Conferences		5200	0.00	0.00	0.0%
als, Leases, Repairs, and Noncapitalized ovements		5600	5,970.88	5,400.00	-9.6%
sfers of Direct Costs - Interfund		5750	0.00	0.00	0.0%
essional/Consulting Services and rating Expenditures		5800	938,554.58	638,007.00	-32.0%
AL, SERVICES AND OTHER OPERATING EXPENSES			944,525.46	643,407.00	-31.9%
TAL OUTLAY					
s and Improvements of Sites		6100	0.00	0.00	0.0%
lings and Improvements of Buildings		6200	0.00	0.00	0.0%
pment		6400	0.00	0.00	0.0%
ipment Replacement		6500	0.00	0.00	0.0%
TAL, CAPITAL OUTLAY			0.00	0.00	0.0%
AL, EXPENDITURES			1,120,062.17	719,477.00	-35.8%

B
9:50

iption	Resource Codes	Object Codes	2002/03 Unaudited Actuals	2003/04 Budget	Percent Difference
RFUND TRANSFERS					
RFUND TRANSFERS IN					
m: General, Special Reserve, & Building Funds		8915	596,406.00	710,063.00	19.1%
OTAL, INTERFUND TRANSFERS IN			596,406.00	710,063.00	19.1%
ERFUND TRANSFERS OUT					
ıer Authorized Interfund Transfers Out		7619	0.00	0.00	0.0%
OTAL, INTERFUND TRANSFERS OUT			0.00	0.00	0.0%
ER SOURCES/USES					
IRCES					
ıer Sources					
ransfers from Funds of apsed/Reorganized Districts		8965	0.00	0.00	0.0%
Other Financing Sources		8979	0.00	0.00	0.0%
TOTAL, SOURCES			0.00	0.00	0.0%
ES					
ansfers from Funds of apsed/Reorganized Districts		7651	0.00	0.00	0.0%
Other Financing Uses		7699	0.00	0.00	0.0%
TOTAL, USES			0.00	0.00	0.0%
TRIBUTIONS					
ntributions from Unrestricted Revenues		8980	0.00	0.00	0.0%
ntributions from Restricted Revenues		8990	0.00	0.00	0.0%
TOTAL, CONTRIBUTIONS			0.00	0.00	0.0%
AL, OTHER FINANCING SOURCES/USES b + c - d + e)			596,406.00	710,063.00	19.1%

B 9.51

ption	Resource Codes	Object Codes	2002/03 Unaudited Actuals	2003/04 Budget	Percent Difference
/ENUES					
evenue Limit Sources		8010-8099	0.00	0.00	0.0%
ederal Revenues		8100-8299	0.00	0.00	0.0%
)ther State Revenues		8300-8599	0.00	0.00	0.0%
)ther Local Revenues		8600-8799	405,660.87	218,000.00	-46.3%
OTAL, REVENUES			405,660.87	218,000.00	-46.3%
PENDITURES					
Certificated Salaries		1000-1999	0.00	0.00	0.0%
Classified Salaries		2000-2999	0.00	0.00	0.0%
Employee Benefits		3000-3999	0.00	0.00	0.0%
Books and Supplies		4000-4999	(3,204.71)	25,000.00	-880.1%
Services, Other Operating Expenses		5000-5999	209,209.75	123,297.00	-41.1%
Capital Outlay		6000-6999	17,146,084.21	19,965,000.00	16.4%
Other Outgo (excluding Direct Support/ Indirect Costs)		7100-7299, 7400-7499	0.00	0.00	0.0%
Direct Support/Indirect Costs		7300-7399	0.00	0.00	0.0%
TOTAL, EXPENDITURES			17,352,089.25	20,113,297.00	15.9%
CESS (DEFICIENCY) OF REVENUES VER EXPENDITURES BEFORE OTHER NANCING SOURCES AND USES (A5 - B9)			(16,946,428.38)	(19,895,297.00)	17.4%
THER FINANCING SOURCES/USES					
Interfund Transfers a) Transfers In		8910-8929	0.00	0.00	0.0%
b) Transfers Out		7610-7629	0.00	0.00	0.0%
Other Sources/Uses a) Sources		8930-8979	0.00	28,000,000.00	New
b) Uses		7630-7699	0.00	0.00	0.0%
Contributions		8980-8999	0.00	0.00	0.0%
TOTAL, OTHER FINANCING SOURCES/USES			0.00	28,000,000.00	New

B
B.52

iption	Resource Codes	Object Codes	2002/03 Unaudited Actuals	2003/04 Budget	Percent Difference
:R LOCAL REVENUES					
r Local Revenue					
es ale of Equipment/Supplies		8631	0.00	0.00	0.0%
erest		8660	1,152.41	1,200.00	4.1%
t Increase (Decrease) in the Fair Value of Investments		8662	0.00	0.00	0.0%
es and Contracts					
-District Premiums/ Contributions		8674	205,000.00	150,000.00	-26.8%
l Other Fees and Contracts		8689	0.00	0.00	0.0%
ner Local Revenue					
l Other Local Revenue		8699	0.00	0.00	0.0%
All Other Transfers In From All Others		8799	0.00	0.00	0.0%
TAL, OTHER LOCAL REVENUES			206,152.41	151,200.00	-26.7%
AL, REVENUES			206,152.41	151,200.00	-26.7%

B
pg. 103

cription	Resource Codes	Object Codes	2002/03 Unaudited Actuals	2003/04 Budget	Percent Difference
TIFICATED SALARIES					
tificated Pupil Support Salaries		1200	0.00	0.00	0.0%
tificated Supervisors' and Administrators' Salaries		1300	0.00	0.00	0.0%
TAL, CERTIFICATED SALARIES			0.00	0.00	0.0%
SSIFIED SALARIES					
ssified Support Salaries		2200	0.00	0.00	0.0%
ssified Supervisors' and Administrators' Salaries		2300	0.00	0.00	0.0%
rical and Office Salaries		2400	0.00	0.00	0.0%
ıer Classified Salaries		2900	0.00	0.00	0.0%
TAL, CLASSIFIED SALARIES			0.00	0.00	0.0%
'LOYEE BENEFITS					
RS		3101-3102	0.00	0.00	0.0%
RS		3201-3202	0.00	0.00	0.0%
SDI/Medicare/Alternative		3301-3302	0.00	0.00	0.0%
alth and Welfare Benefits		3401-3402	0.00	0.00	0.0%
employment Insurance		3501-3502	0.00	0.00	0.0%
ırkers' Compensation		3601-3602	0.00	0.00	0.0%
tiree Benefits		3701-3702	0.00	0.00	0.0%
RS Reduction		3801-3802	0.00	0.00	0.0%
ıer Employee Benefits		3901-3902	0.00	0.00	0.0%
TAL, EMPLOYEE BENEFITS			0.00	0.00	0.0%
)KS AND SUPPLIES					
)ks and Other Reference Materials		4200	0.00	0.00	0.0%
terials and Supplies		4300	0.00	0.00	0.0%
ncapitalized Equipment		4400	(500.24)	0.00	-100.0%
TAL, BOOKS AND SUPPLIES			(500.24)	0.00	-100.0%

B Pg. 104

iption	Resource Codes	Object Codes	2002/03 Unaudited Actuals	2003/04 Budget	Percent Difference
T INCREASE (DECREASE) IN FUND LANCE (C + D4)			(16,946,428.38)	8,104,703.00	-147.8%
ND BALANCE, RESERVES					
Beginning Fund Balance					
ı) As of July 1 - Unaudited		9791	28,107,671.20	11,161,242.82	-60.3%
) Audit Adjustments		9793	0.00	0.00	0.0%
:) As of July 1 - Audited (F1a + F1b)			28,107,671.20	11,161,242.82	-60.3%
l) Other Restatements		9795	0.00	0.00	0.0%
e) Net Beginning Balance			28,107,671.20	11,161,242.82	-60.3%
Ending Balance, June 30 (E + F1e)			11,161,242.82	19,265,945.82	72.6%
Components of Ending Fund Balance					
a) Reserve for					
Revolving Cash		9711	0.00	0.00	0.0%
Stores		9712	0.00	0.00	0.0%
Prepaid Expenditures		9713	0.00	0.00	0.0%
All Others		9719	0.00	0.00	0.0%
General Reserve		9730	0.00	0.00	0.0%
Legally Restricted Balance		9740	0.00	0.00	0.0%
b) Designated Amounts					
Designated for Economic Uncertainties		9770	0.00	0.00	0.0%
Designated for the Unrealized Gains of Investments and Cash in County Treasury		9775	0.00	0.00	0.0%
Other Designations		9780	11,161,242.82	19,265,945.82	72.6%
c) Undesignated Amount		9790	0.00		
d) Unappropriated Amount		9790		0.00	

B
pg 53

iption	Resource Codes	Object Codes	2002/03 Unaudited Actuals	2003/04 Budget	Percent Difference
SETS					
ash					
) in County Treasury		9110	13,588,298.53		
1) Fair Value Adjustment to Cash in County Treasury		9111	0.00		
) in Banks		9120	0.00		
) in Revolving Fund		9130	0.00		
) with Fiscal Agent		9135	0.00		
) collections awaiting deposit		9140	0.00		
nvestments		9150	0.00		
\ccounts Receivable		9200	55,632.52		
)ue from Grantor Government		9290	0.00		
)ue from Other Funds		9310	0.00		
Stores		9320	0.00		
Prepaid Expenditures		9330	0.00		
Other Current Assets		9340	0.00		
Fixed Assets		9400			
TOTAL, ASSETS			13,643,931.05		
\BILITIES					
Accounts Payable		9500	2,482,688.23		
)ue to Grantor Governments		9590	0.00		
)ue to Other Funds		9610	0.00		
Current Loans		9640	0.00		
Deferred Revenue		9650	0.00		
Long-Term Liabilities		9660			
TOTAL, LIABILITIES			2,482,688.23		
ND EQUITY					
ding Fund Balance, June 30 ust agree with line F2) (G10 - H7)			11,161,242.82		

B Pg 54

iption	Resource Codes	Object Codes	2002/03 Unaudited Actuals	2003/04 Budget	Percent Difference
RAL REVENUES					
A		8281	0.00	0.00	0.0%
r Federal Revenue		8290	0.00	0.00	0.0%
AL, FEDERAL REVENUES			0.00	0.00	0.0%
R STATE REVENUES					
ıool Facilities Apportionments		8545	0.00	0.00	0.0%
: Relief Subventions estricted Levies - Other					
Homeowners' Exemptions		8575	0.00	0.00	0.0%
Other Subventions/In-Lieu Taxes		8576	0.00	0.00	0.0%
Other State Revenue		8590	0.00	0.00	0.0%
AL, OTHER STATE REVENUES			0.00	0.00	0.0%

B
pg 55

ription	Resource Codes	Object Codes	2002/03 Unaudited Actuals	2003/04 Budget	Percent Difference
ER LOCAL REVENUES					
er Local Revenue					
unty and District Taxes					
ther Restricted Levies					
Secured Roll		8615	0.00	0.00	0.0%
Unsecured Roll		8616	0.00	0.00	0.0%
Prior Years' Taxes		8617	0.00	0.00	0.0%
Supplemental Taxes		8618	0.00	0.00	0.0%
lon-Ad Valorem Taxes					
Parcel Taxes		8621	0.00	0.00	0.0%
Other		8622	0.00	0.00	0.0%
ommunity Redevelopment Funds					
Not Subject to RL Deduction		8625	0.00	0.00	0.0%
iles					
ale of Equipment/Supplies		8631	0.00	0.00	0.0%
ases and Rentals		8650	0.00	0.00	0.0%
erest		8660	405,660.87	218,000.00	-46.3%
t Increase (Decrease) in the Fair Value of Investments		8662	0.00	0.00	0.0%
ther Local Revenue					
All Other Local Revenue		8699	0.00	0.00	0.0%
All Other Transfers In From All Others		8799	0.00	0.00	0.0%
TAL, OTHER LOCAL REVENUES			405,660.87	218,000.00	-46.3%
AL, REVENUES			405,660.87	218,000.00	-46.3%

B pg 56

ption	Resource Codes	Object Codes	2002/03 Unaudited Actuals	2003/04 Budget	Percent Difference
SIFIED SALARIES					
ified Support Salaries		2200	0.00	0.00	0.0%
ified Supervisors' and Administrators' Salaries		2300	0.00	0.00	0.0%
cal and Office Salaries		2400	0.00	0.00	0.0%
r Classified Salaries		2900	0.00	0.00	0.0%
AL, CLASSIFIED SALARIES			0.00	0.00	0.0%
OYEE BENEFITS					
S		3101-3102	0.00	0.00	0.0%
S		3201-3202	0.00	0.00	0.0%
DI/Medicare/Alternative		3301-3302	0.00	0.00	0.0%
th and Welfare Benefits		3401-3402	0.00	0.00	0.0%
nployment Insurance		3501-3502	0.00	0.00	0.0%
kers' Compensation		3601-3602	0.00	0.00	0.0%
ree Benefits		3701-3702	0.00	0.00	0.0%
S Reduction		3801-3802	0.00	0.00	0.0%
er Employee Benefits		3901-3902	0.00	0.00	0.0%
TAL, EMPLOYEE BENEFITS			0.00	0.00	0.0%
KS AND SUPPLIES					
ks and Other Reference Materials		4200	0.00	0.00	0.0%
erials and Supplies		4300	(3,204.71)	25,000.00	-880.1%
ncapitalized Equipment		4400	0.00	0.00	0.0%
TAL, BOOKS AND SUPPLIES			(3,204.71)	25,000.00	-880.1%
VICES, OTHER OPERATING EXPENSES					
vel and Conferences		5200	0.00	0.00	0.0%
urance		5400 - 5450	114,000.30	0.00	-100.0%
eration and Housekeeping Services		5500	0.00	0.00	0.0%
ntals, Leases, Repairs, and Noncapitalized provements		5600	0.00	0.00	0.0%
nsfers of Direct Costs - Interfund		5750	0.00	0.00	0.0%
ofessional/Consulting Services and perating Expenditures		5800	95,209.45	123,297.00	29.5%
mmunications		5900	0.00	0.00	0.0%
TAL, SERVICES AND OTHER OPERATING EXPENSES			209,209.75	123,297.00	-41.1%

B
pg.57

ption	Resource Codes	Object Codes	2002/03 Unaudited Actuals	2003/04 Budget	Percent Difference
AL OUTLAY					
and Improvements of Sites		6100	3,618,911.42	0.00	-100.0%
ngs and Improvements of Buildings		6200	13,527,172.79	19,965,000.00	47.6%
s and Media for New School Libraries ajor Expansion of School Libraries		6300	0.00	0.00	0.0%
ɔment		6400	0.00	0.00	0.0%
ɔment Replacement		6500	0.00	0.00	0.0%
AL, CAPITAL OUTLAY			17,146,084.21	19,965,000.00	16.4%
R OUTGO (excluding Direct Support/Indirect Costs)					
r Transfers Out					
Other Transfers Out to All Others		7299	0.00	0.00	0.0%
Service					
ɔayment of State School Building Fund l - Proceeds from Bonds		7435	0.00	0.00	0.0%
ɔt Service - Interest		7438	0.00	0.00	0.0%
ıer Debt Service - Principal		7439	0.00	0.00	0.0%
AL, OTHER OUTGO (excluding Direct Support/Indirect Costs)			0.00	0.00	0.0%
L, EXPENDITURES			17,352,089.25	20,113,297.00	15.9%

B
pg. 58

ription	Resource Codes	Object Codes	2002/03 Unaudited Actuals	2003/04 Budget	Percent Difference
RFUND TRANSFERS					
ERFUND TRANSFERS IN					
ner Authorized Interfund Transfers In		8919	0.00	0.00	0.0%
TOTAL, INTERFUND TRANSFERS IN			0.00	0.00	0.0%
ERFUND TRANSFERS OUT					
: State School Building Fund/ ounty School Facilities Fund		7613	0.00	0.00	0.0%
: Deferred Maintenance Fund		7615	0.00	0.00	0.0%
her Authorized Interfund Transfers Out		7619	0.00	0.00	0.0%
TOTAL, INTERFUND TRANSFERS OUT			0.00	0.00	0.0%

B
pg 58

iption	Resource Codes	Object Codes	2002/03 Unaudited Actuals	2003/04 Budget	Percent Difference
:R SOURCES/USES					
IRCES					
ıceeds oceeds from Sale of Bonds		8951	0.00	28,000,000.00	New
oceeds from Sale/Lease- urchase of Land/Buildings		8953	0.00	0.00	0.0%
ıer Sources ounty School Bldg Aid		8961	0.00	0.00	0.0%
ansfers from Funds of apsed/Reorganized Districts		8965	0.00	0.00	0.0%
ıg-Term Debt Proceeds roceeds from Certificates f Participation		8971	0.00	0.00	0.0%
roceeds from Capital Leases		8972	0.00	0.00	0.0%
roceeds from Lease Revenue Bonds		8973	0.00	0.00	0.0%
Other Financing Sources		8979	0.00	0.00	0.0%
TOTAL, SOURCES			0.00	28,000,000.00	New
ES					
ansfers from Funds of apsed/Reorganized Districts		7651	0.00	0.00	0.0%
Other Financing Uses		7699	0.00	0.00	0.0%
TOTAL, USES			0.00	0.00	0.0%
TRIBUTIONS					
ntributions from Unrestricted Revenues		8980	0.00	0.00	0.0%
ntributions from Restricted Revenues		8990	0.00	0.00	0.0%
TOTAL, CONTRIBUTIONS			0.00	0.00	0.0%
AL, OTHER FINANCING SOURCES/USES b + c - d + e)			0.00	28,000,000.00	New

ription	Resource Codes	Object Codes	2002/03 Unaudited Actuals	2003/04 Budget	Percent Difference
EVENUES					
Revenue Limit Sources		8010-8099	0.00	0.00	0.0%
Federal Revenues		8100-8299	0.00	0.00	0.0%
Other State Revenues		8300-8599	0.00	0.00	0.0%
Other Local Revenues		8600-8799	1,718,367.93	725,000.00	-57.8%
TOTAL, REVENUES			1,718,367.93	725,000.00	-57.8%
XPENDITURES					
Certificated Salaries		1000-1999	0.00	0.00	0.0%
Classified Salaries		2000-2999	0.00	0.00	0.0%
Employee Benefits		3000-3999	0.00	0.00	0.0%
Books and Supplies		4000-4999	99,880.86	20,000.00	-80.0%
Services, Other Operating Expenses		5000-5999	483,137.65	365,000.00	-24.5%
Capital Outlay		6000-6999	373,086.00	142,000.00	-61.9%
Other Outgo (excluding Direct Support/ Indirect Costs)		7100-7299, 7400-7499	7,112.10	0.00	-100.0%
Direct Support/Indirect Costs		7300-7399	0.00	0.00	0.0%
TOTAL, EXPENDITURES			963,216.61	527,000.00	-45.3%
XCESS (DEFICIENCY) OF REVENUES VER EXPENDITURES BEFORE OTHER INANCING SOURCES AND USES (A5 - B9)			755,151.32	198,000.00	-73.8%
THER FINANCING SOURCES/USES					
Interfund Transfers a) Transfers In		8910-8929	0.00	0.00	0.0%
b) Transfers Out		7610-7629	0.00	0.00	0.0%
Other Sources/Uses a) Sources		8930-8979	0.00	0.00	0.0%
b) Uses		7630-7699	0.00	0.00	0.0%
Contributions		8980-8999	0.00	0.00	0.0%
TOTAL, OTHER FINANCING SOURCES/USES			0.00	0.00	0.0%

ption	Resource Codes	Object Codes	2002/03 Unaudited Actuals	2003/04 Budget	Percent Difference
INCREASE (DECREASE) IN FUND ANCE (C + D4)			755,151.32	198,000.00	-73.8%
ID BALANCE, RESERVES					
eginning Fund Balance					
) As of July 1 - Unaudited		9791	10,000.01	765,151.33	7551.5%
) Audit Adjustments		9793	0.00	0.00	0.0%
) As of July 1 - Audited (F1a + F1b)			10,000.01	765,151.33	7551.5%
) Other Restatements		9795	0.00	0.00	0.0%
) Net Beginning Balance			10,000.01	765,151.33	7551.5%
nding Balance, June 30 (E + F1e)			765,151.33	963,151.33	25.9%
omponents of Ending Fund Balance					
) Reserve for Revolving Cash		9711	0.00	0.00	0.0%
Stores		9712	0.00	0.00	0.0%
Prepaid Expenditures		9713	0.00	0.00	0.0%
All Others		9719	0.00	0.00	0.0%
General Reserve		9730	0.00	0.00	0.0%
Legally Restricted Balance		9740	0.00	0.00	0.0%
) Designated Amounts					
Designated for Economic Uncertainties		9770	0.00	0.00	0.0%
Designated for the Unrealized Gains of Investments and Cash in County Treasury		9775	0.00	0.00	0.0%
Other Designations		9780	765,151.33	963,151.33	25.9%
:) Undesignated Amount		9790	0.00		
I) Unappropriated Amount		9790		0.00	

B Pg. 62

ription	Resource Codes	Object Codes	2002/03 Unaudited Actuals	2003/04 Budget	Percent Difference
SSETS					
Cash					
a) in County Treasury		9110	1,000,805.07		
1) Fair Value Adjustment to Cash in County Treasury		9111	0.00		
b) in Banks		9120	0.00		
c) in Revolving Fund		9130	0.00		
d) with Fiscal Agent		9135	0.00		
e) collections awaiting deposit		9140	57,472.66		
Investments		9150	0.00		
Accounts Receivable		9200	3,255.74		
Due from Grantor Government		9290	0.00		
Due from Other Funds		9310	0.00		
Stores		9320	0.00		
Prepaid Expenditures		9330	0.00		
Other Current Assets		9340	0.00		
Fixed Assets		9400			
TOTAL, ASSETS			1,061,533.47		
ABILITIES					
Accounts Payable		9500	296,382.14		
Due to Grantor Governments		9590	0.00		
Due to Other Funds		9610	0.00		
Current Loans		9640	0.00		
Deferred Revenue		9650	0.00		
Long-Term Liabilities		9660			
TOTAL, LIABILITIES			296,382.14		
ND EQUITY					
ding Fund Balance, June 30 ust agree with line F2) (G10 - H7)			765,151.33		

B pg. 63

ription	Resource Codes	Object Codes	2002/03 Unaudited Actuals	2003/04 Budget	Percent Difference
ER STATE REVENUES					
x Relief Subventions estricted Levies - Other					
Homeowners' Exemptions		8575	0.00	0.00	0.0%
Other Subventions/In-Lieu Taxes		8576	0.00	0.00	0.0%
Other State Revenue		8590	0.00	0.00	0.0%
TAL, OTHER STATE REVENUES			0.00	0.00	0.0%
ER LOCAL REVENUES					
er Local Revenue unty and District Taxes					
ther Restricted Levies Secured Roll		8615	0.00	0.00	0.0%
Unsecured Roll		8616	0.00	0.00	0.0%
Prior Years' Taxes		8617	0.00	0.00	0.0%
Supplemental Taxes		8618	0.00	0.00	0.0%
lon-Ad Valorem Taxes Parcel Taxes		8621	0.00	0.00	0.0%
Other		8622	0.00	0.00	0.0%
Community Redevelopment Funds Not Subject to RL Deduction		8625	0.00	0.00	0.0%
les Sale of Equipment/Supplies		8631	0.00	0.00	0.0%
erest		8660	13,104.81	7,000.00	-46.6%
t Increase (Decrease) in the Fair Value of Investments		8662	0.00	0.00	0.0%
es and Contracts					
Mitigation/Developer Fees		8681	1,705,263.12	718,000.00	-57.9%
her Local Revenue					
ll Other Local Revenue		8699	0.00	0.00	0.0%
All Other Transfers In From All Others		8799	0.00	0.00	0.0%
TAL, OTHER LOCAL REVENUES			1,718,367.93	725,000.00	-57.8%
AL, REVENUES			1,718,367.93	725,000.00	-57.8%

ription	Resource Codes	Object Codes	2002/03 Unaudited Actuals	2003/04 Budget	Percent Difference
IFICATED SALARIES					
r Certificated Salaries		1900	0.00	0.00	0.0%
AL, CERTIFICATED SALARIES			0.00	0.00	0.0%
SSIFIED SALARIES					
sified Support Salaries		2200	0.00	0.00	0.0%
sified Supervisors' and Administrators' Salaries		2300	0.00	0.00	0.0%
ical and Office Salaries		2400	0.00	0.00	0.0%
r Classified Salaries		2900	0.00	0.00	0.0%
AL, CLASSIFIED SALARIES			0.00	0.00	0.0%
LOYEE BENEFITS					
S		3101-3102	0.00	0.00	0.0%
RS		3201-3202	0.00	0.00	0.0%
SDI/Medicare/Alternative		3301-3302	0.00	0.00	0.0%
lth and Welfare Benefits		3401-3402	0.00	0.00	0.0%
mployment Insurance		3501-3502	0.00	0.00	0.0%
rkers' Compensation		3601-3602	0.00	0.00	0.0%
iree Benefits		3701-3702	0.00	0.00	0.0%
RS Reduction		3801-3802	0.00	0.00	0.0%
er Employee Benefits		3901-3902	0.00	0.00	0.0%
TAL, EMPLOYEE BENEFITS			0.00	0.00	0.0%
KS AND SUPPLIES					
roved Textbooks and Core Curricula Materials		4100	0.00	0.00	0.0%
ks and Other Reference Materials		4200	0.00	0.00	0.0%
terials and Supplies		4300	38,703.46	20,000.00	-48.3%
ncapitalized Equipment		4400	61,177.40	0.00	-100.0%
TAL, BOOKS AND SUPPLIES			99,880.86	20,000.00	-80.0%

B pg.65

iption	Resource Codes	Object Codes	2002/03 Unaudited Actuals	2003/04 Budget	Percent Difference
ICES, OTHER OPERATING EXPENSES					
el and Conferences		5200	0.00	0.00	0.0%
rance		5400 - 5450	0.00	0.00	0.0%
ration and Housekeeping Services		5500	0.00	0.00	0.0%
tals, Leases, Repairs, and Noncapitalized ovements		5600	455,224.46	340,000.00	-25.3%
sfers of Direct Costs - Interfund		5750	0.00	0.00	0.0%
essional/Consulting Services and erating Expenditures		5800	27,913.19	25,000.00	-10.4%
munications		5900	0.00	0.00	0.0%
TAL, SERVICES AND OTHER OPERATING EXPENSES			483,137.65	365,000.00	-24.5%
TAL OUTLAY					
s and Improvements of Sites		6100	70,225.86	0.00	-100.0%
dings and Improvements of Buildings		6200	302,860.14	142,000.00	-53.1%
ks and Media for New School Libraries Major Expansion of School Libraries		6300	0.00	0.00	0.0%
ipment		6400	0.00	0.00	0.0%
ipment Replacement		6500	0.00	0.00	0.0%
TAL, CAPITAL OUTLAY			373,086.00	142,000.00	-61.9%
ER OUTGO (excluding Direct Support/Indirect Costs)					
er Transfers Out					
Other Transfers Out to All Others		7299	0.00	0.00	0.0%
t Service					
bt Service - Interest		7438	996.40	0.00	-100.0%
her Debt Service - Principal		7439	6,115.70	0.00	-100.0%
TAL, OTHER OUTGO (excluding Direct Support/Indirect Costs)			7,112.10	0.00	-100.0%
ECT SUPPORT/INDIRECT COSTS					
ect Support/ Indirect st Charges for Interfund Charges		7350	0.00		
nsfers of Direct Support Costs - Interfund		7380		0.00	
TAL, DIRECT SUPPORT/INDIRECT COSTS			0.00	0.00	0.0%
AL, EXPENDITURES			963,216.61	527,000.00	-45.3%

B Pg. 6b

iption	Resource Codes	Object Codes	2002/03 Unaudited Actuals	2003/04 Budget	Percent Difference
RFUND TRANSFERS					
ERFUND TRANSFERS IN					
ier Authorized Interfund Transfers In		8919	0.00	0.00	0.0%
OTAL, INTERFUND TRANSFERS IN			0.00	0.00	0.0%
ERFUND TRANSFERS OUT					
State School Building Fund/ unty School Facilities Fund		7613	0.00	0.00	0.0%
ier Authorized Interfund Transfers Out		7619	0.00	0.00	0.0%
OTAL, INTERFUND TRANSFERS OUT			0.00	0.00	0.0%

B
pg. 67

ription	Resource Codes	Object Codes	2002/03 Unaudited Actuals	2003/04 Budget	Percent Difference
ER SOURCES/USES					
JRCES					
ɔceeds					
roceeds from Sale/Lease-Purchase of Land/Buildings		8953	0.00	0.00	0.0%
her Sources					
ransfers from Funds of Lapsed/Reorganized Districts		8965	0.00	0.00	0.0%
ng-Term Debt Proceeds roceeds from Certificates of Participation		8971	0.00	0.00	0.0%
roceeds from Capital Leases		8972	0.00	0.00	0.0%
roceeds from Lease Revenue Bonds		8973	0.00	0.00	0.0%
l Other Financing Sources		8979	0.00	0.00	0.0%
TOTAL, SOURCES			0.00	0.00	0.0%
ES					
ansfers from Funds of apsed/Reorganized Districts		7651	0.00	0.00	0.0%
TOTAL, USES			0.00	0.00	0.0%
ITRIBUTIONS					
ntributions from Unrestricted Revenues		8980	0.00	0.00	0.0%
ntributions from Restricted Revenues		8990	0.00	0.00	0.0%
TOTAL, CONTRIBUTIONS			0.00	0.00	0.0%
AL, OTHER FINANCING SOURCES/USES - b + c - d + e)			0.00	0.00	0.0%

B Pg 68

ription	Resource Codes	Object Codes	2002/03 Unaudited Actuals	2003/04 Budget	Percent Difference
EVENUES					
Revenue Limit Sources		8010-8099	0.00	0.00	0.0%
Federal Revenues		8100-8299	0.00	0.00	0.0%
Other State Revenues		8300-8599	0.00	0.00	0.0%
Other Local Revenues		8600-8799	(2,845.03)	12,015.00	-522.3%
TOTAL, REVENUES			(2,845.03)	12,015.00	-522.3%
(PENDITURES					
Certificated Salaries		1000-1999	0.00	0.00	0.0%
Classified Salaries		2000-2999	0.00	0.00	0.0%
Employee Benefits		3000-3999	0.00	0.00	0.0%
Books and Supplies		4000-4999	0.00	0.00	0.0%
Services, Other Operating Expenses		5000-5999	0.00	0.00	0.0%
Capital Outlay		6000-6999	0.00	0.00	0.0%
Other Outgo (excluding Direct Support/ Indirect Costs)		7100-7299, 7400-7499	0.00	0.00	0.0%
Direct Support/Indirect Costs		7300-7399	0.00	0.00	0.0%
TOTAL, EXPENDITURES			0.00	0.00	0.0%
XCESS (DEFICIENCY) OF REVENUES VER EXPENDITURES BEFORE OTHER INANCING SOURCES AND USES (A5 - B9)			(2,845.03)	12,015.00	-522.3%
THER FINANCING SOURCES/USES					
Interfund Transfers a) Transfers In		8910-8929	0.00	0.00	0.0%
b) Transfers Out		7610-7629	0.00	0.00	0.0%
Other Sources/Uses a) Sources		8930-8979	0.00	0.00	0.0%
b) Uses		7630-7699	0.00	0.00	0.0%
Contributions		8980-8999	0.00	0.00	0.0%
TOTAL, OTHER FINANCING SOURCES/USES			0.00	0.00	0.0%

B 29.69

ription	Resource Codes	Object Codes	2002/03 Unaudited Actuals	2003/04 Budget	Percent Difference
:T INCREASE (DECREASE) IN FUND \LANCE (C + D4)			(2,845.03)	12,015.00	-522.3%
ND BALANCE, RESERVES					
Beginning Fund Balance					
a) As of July 1 - Unaudited		9791	421,595.08	418,750.05	-0.7%
b) Audit Adjustments		9793	0.00	0.00	0.0%
c) As of July 1 - Audited (F1a + F1b)			421,595.08	418,750.05	-0.7%
d) Other Restatements		9795	0.00	0.00	0.0%
e) Net Beginning Balance			421,595.08	418,750.05	-0.7%
Ending Balance, June 30 (E + F1e)			418,750.05	430,765.05	2.9%
Components of Ending Fund Balance					
a) Reserve for Revolving Cash		9711	0.00	0.00	0.0%
Stores		9712	0.00	0.00	0.0%
Prepaid Expenditures		9713	0.00	0.00	0.0%
All Others		9719	0.00	0.00	0.0%
General Reserve		9730	0.00	0.00	0.0%
Legally Restricted Balance		9740	0.00	0.00	0.0%
b) Designated Amounts					
Designated for Economic Uncertainties		9770	0.00	0.00	0.0%
Designated for the Unrealized Gains of Investments and Cash in County Treasury		9775	0.00	0.00	0.0%
Other Designations		9780	418,750.05	430,765.05	2.9%
c) Undesignated Amount		9790	0.00		
d) Unappropriated Amount		9790		0.00	

B pg. 70

ription	Resource Codes	Object Codes	2002/03 Unaudited Actuals	2003/04 Budget	Percent Difference
SSETS					
Cash					
a) in County Treasury		9110	417,377.54		
1) Fair Value Adjustment to Cash in County Treasury		9111	0.00		
b) in Banks		9120	0.00		
c) in Revolving Fund		9130	0.00		
d) with Fiscal Agent		9135	0.00		
e) collections awaiting deposit		9140	0.00		
Investments		9150	0.00		
Accounts Receivable		9200	1,372.51		
Due from Grantor Government		9290	0.00		
Due from Other Funds		9310	0.00		
Stores		9320	0.00		
Prepaid Expenditures		9330	0.00		
Other Current Assets		9340	0.00		
Fixed Assets		9400			
TOTAL, ASSETS			418,750.05		
ABILITIES					
Accounts Payable		9500	0.00		
Due to Grantor Governments		9590	0.00		
Due to Other Funds		9610	0.00		
Current Loans		9640	0.00		
Deferred Revenue		9650	0.00		
Long-Term Liabilities		9660			
TOTAL, LIABILITIES			0.00		
ND EQUITY					
ıding Fund Balance, June 30 ıust agree with line F2) (G10 - H7)			418,750.05		

B pg. 71

Expenditures by Object

ription	Resource Codes	Object Codes	2002/03 Unaudited Actuals	2003/04 Budget	Percent Difference
ERAL REVENUES					
er Federal Revenue		8290	0.00	0.00	0.0%
TAL, FEDERAL REVENUES			0.00	0.00	0.0%
ER STATE REVENUES					
hool Facilities Apportionments		8545	0.00	0.00	0.0%
ıss-Through Revenues from tate Sources		8587	0.00	0.00	0.0%
Other State Revenue		8590	0.00	0.00	0.0%
TAL, OTHER STATE REVENUES			0.00	0.00	0.0%
ER LOCAL REVENUES					
er Local Revenue					
ıles Sale of Equipment/Supplies		8631	0.00	0.00	0.0%
ases and Rentals		8650	0.00	0.00	0.0%
terest		8660	(2,845.03)	12,015.00	-522.3%
et Increase (Decrease) in the Fair Value of Investments		8662	0.00	0.00	0.0%
ther Local Revenue					
All Other Local Revenue		8699	0.00	0.00	0.0%
All Other Transfers In From All Others		8799	0.00	0.00	0.0%
TAL, OTHER LOCAL REVENUES			(2,845.03)	12,015.00	-522.3%
AL, REVENUES			(2,845.03)	12,015.00	-522.3%

B pg. 72

ription	Resource Codes	Object Codes	2002/03 Unaudited Actuals	2003/04 Budget	Percent Difference
SSIFIED SALARIES					
ssified Support Salaries		2200	0.00	0.00	0.0%
ssified Supervisors' and Administrators' Salaries		2300	0.00	0.00	0.0%
ical and Office Salaries		2400	0.00	0.00	0.0%
er Classified Salaries		2900	0.00	0.00	0.0%
TAL, CLASSIFIED SALARIES			0.00	0.00	0.0%
LOYEE BENEFITS					
RS		3101-3102	0.00	0.00	0.0%
RS		3201-3202	0.00	0.00	0.0%
SDI/Medicare/Alternative		3301-3302	0.00	0.00	0.0%
alth and Welfare Benefits		3401-3402	0.00	0.00	0.0%
employment Insurance		3501-3502	0.00	0.00	0.0%
rkers' Compensation		3601-3602	0.00	0.00	0.0%
iree Benefits		3701-3702	0.00	0.00	0.0%
RS Reduction		3801-3802	0.00	0.00	0.0%
ner Employee Benefits		3901-3902	0.00	0.00	0.0%
TAL, EMPLOYEE BENEFITS			0.00	0.00	0.0%
OKS AND SUPPLIES					
oks and Other Reference Materials		4200	0.00	0.00	0.0%
terials and Supplies		4300	0.00	0.00	0.0%
ncapitalized Equipment		4400	0.00	0.00	0.0%
TAL, BOOKS AND SUPPLIES			0.00	0.00	0.0%

B
pg. 73

iption	Resource Codes	Object Codes	2002/03 Unaudited Actuals	2003/04 Budget	Percent Difference
ICES, OTHER OPERATING EXPENSES					
el and Conferences		5200	0.00	0.00	0.0%
ance		5400 - 5450	0.00	0.00	0.0%
ation and Housekeeping Services		5500	0.00	0.00	0.0%
als, Leases, Repairs, and Noncapitalized ovements		5600	0.00	0.00	0.0%
sfers of Direct Costs - Interfund		5750	0.00	0.00	0.0%
essional/Consulting Services and rating Expenditures		5800	0.00	0.00	0.0%
munications		5900	0.00	0.00	0.0%
AL, SERVICES AND OTHER OPERATING EXPENSES			0.00	0.00	0.0%
TAL OUTLAY					
s and Improvements of Sites		6100	0.00	0.00	0.0%
dings and Improvements of Buildings		6200	0.00	0.00	0.0%
ks and Media for New School Libraries Major Expansion of School Libraries		6300	0.00	0.00	0.0%
ipment		6400	0.00	0.00	0.0%
ipment Replacement		6500	0.00	0.00	0.0%
TAL, CAPITAL OUTLAY			0.00	0.00	0.0%
ER OUTGO (excluding Direct Support/Indirect Costs)					
er Transfers Out					
ansfers of Pass-Through Revenues o Districts		7211	0.00	0.00	0.0%
o County Offices		7212	0.00	0.00	0.0%
o JPAs		7213	0.00	0.00	0.0%
Other Transfers Out to All Others		7299	0.00	0.00	0.0%
t Service					
bt Service - Interest		7438	0.00	0.00	0.0%
her Debt Service - Principal		7439	0.00	0.00	0.0%
TAL, OTHER OUTGO (excluding Direct Support/Indirect Costs)			0.00	0.00	0.0%
AL, EXPENDITURES			0.00	0.00	0.0%

B
89.74

iption	Resource Codes	Object Codes	2002/03 Unaudited Actuals	2003/04 Budget	Percent Difference
RFUND TRANSFERS					
ERFUND TRANSFERS IN					
State School Building Fund/ unty School Facilities Fund m: All Other Funds		8913	0.00	0.00	0.0%
ıer Authorized Interfund Transfers In		8919	0.00	0.00	0.0%
OTAL, INTERFUND TRANSFERS IN			0.00	0.00	0.0%
ERFUND TRANSFERS OUT					
State School Building Fund/ unty School Facilities Fund		7613	0.00	0.00	0.0%
ıer Authorized Interfund Transfers Out		7619	0.00	0.00	0.0%
TOTAL, INTERFUND TRANSFERS OUT			0.00	0.00	0.0%

B
19.75

ription	Resource Codes	Object Codes	2002/03 Unaudited Actuals	2003/04 Budget	Percent Difference
ER SOURCES/USES					
JRCES					
ɔceeds					
roceeds from Sale/Lease-Purchase of Land/Buildings		8953	0.00	0.00	0.0%
her Sources					
ransfers from Funds of Lapsed/Reorganized Districts		8965	0.00	0.00	0.0%
ng-Term Debt Proceeds					
roceeds from Certificates of Participation		8971	0.00	0.00	0.0%
roceeds from Capital Leases		8972	0.00	0.00	0.0%
roceeds from Lease Revenue Bonds		8973	0.00	0.00	0.0%
l Other Financing Sources		8979	0.00	0.00	0.0%
TOTAL, SOURCES			0.00	0.00	0.0%
ES					
ansfers from Funds of apsed/Reorganized Districts		7651	0.00	0.00	0.0%
TOTAL, USES			0.00	0.00	0.0%
ITRIBUTIONS					
ntributions from Unrestricted Revenues		8980	0.00	0.00	0.0%
ntributions from Restricted Revenues		8990	0.00	0.00	0.0%
TOTAL, CONTRIBUTIONS			0.00	0.00	0.0%
AL, OTHER FINANCING SOURCES/USES - b + c - d + e)			0.00	0.00	0.0%

B
B-76

cription	Resource Codes	Object Codes	2002/03 Unaudited Actuals	2003/04 Budget	Percent Difference
EVENUES					
Revenue Limit Sources		8010-8099	0.00	0.00	0.0%
Federal Revenues		8100-8299	0.00	0.00	0.0%
Other State Revenues		8300-8599	33,987,539.00	0.00	-100.0%
Other Local Revenues		8600-8799	165,136.34	54,000.00	-67.3%
TOTAL, REVENUES			34,152,675.34	54,000.00	-99.8%
XPENDITURES					
Certificated Salaries		1000-1999	0.00	0.00	0.0%
Classified Salaries		2000-2999	0.00	0.00	0.0%
Employee Benefits		3000-3999	0.00	0.00	0.0%
Books and Supplies		4000-4999	0.00	0.00	0.0%
Services, Other Operating Expenses		5000-5999	0.00	0.00	0.0%
Capital Outlay		6000-6999	3,102,696.14	26,230,804.00	745.4%
Other Outgo (excluding Direct Support/ Indirect Costs)		7100-7299, 7400-7499	0.00	0.00	0.0%
Direct Support/Indirect Costs		7300-7399	0.00	0.00	0.0%
TOTAL, EXPENDITURES			3,102,696.14	26,230,804.00	745.4%
XCESS (DEFICIENCY) OF REVENUES VER EXPENDITURES BEFORE OTHER INANCING SOURCES AND USES (A5 - B9)			31,049,979.20	(26,176,804.00)	-184.3%
THER FINANCING SOURCES/USES					
Interfund Transfers a) Transfers In		8910-8929	0.00	0.00	0.0%
b) Transfers Out		7610-7629	0.00	0.00	0.0%
Other Sources/Uses a) Sources		8930-8979	0.00	0.00	0.0%
b) Uses		7630-7699	0.00	0.00	0.0%
Contributions		8980-8999	0.00	0.00	0.0%
TOTAL, OTHER FINANCING SOURCES/USES			0.00	0.00	0.0%

B Pg. 77

ription	Resource Codes	Object Codes	2002/03 Unaudited Actuals	2003/04 Budget	Percent Difference
ET INCREASE (DECREASE) IN FUND ALANCE (C + D4)			31,049,979.20	(26,176,804.00)	-184.3%
IND BALANCE, RESERVES					
Beginning Fund Balance					
a) As of July 1 - Unaudited		9791	0.00	31,049,979.20	New
b) Audit Adjustments		9793	0.00	0.00	0.0%
c) As of July 1 - Audited (F1a + F1b)			0.00	31,049,979.20	New
d) Other Restatements		9795	0.00	0.00	0.0%
e) Net Beginning Balance			0.00	31,049,979.20	New
Ending Balance, June 30 (E + F1e)			31,049,979.20	4,873,175.20	-84.3%
Components of Ending Fund Balance					
a) Reserve for					
Revolving Cash		9711	0.00	0.00	0.0%
Stores		9712	0.00	0.00	0.0%
Prepaid Expenditures		9713	0.00	0.00	0.0%
All Others		9719	0.00	0.00	0.0%
General Reserve		9730	0.00	0.00	0.0%
Legally Restricted Balance		9740	0.00	0.00	0.0%
b) Designated Amounts					
Designated for Economic Uncertainties		9770	0.00	0.00	0.0%
Designated for the Unrealized Gains of Investments and Cash in County Treasury		9775	0.00	0.00	0.0%
Other Designations		9780	31,049,979.20	4,873,175.20	-84.3%
c) Undesignated Amount		9790	0.00		
d) Unappropriated Amount		9790		0.00	

iption	Resource Codes	Object Codes	2002/03 Unaudited Actuals	2003/04 Budget	Percent Difference
SETS					
Cash					
ı) in County Treasury		9110	32,145,723.02		
1) Fair Value Adjustment to Cash in County Treasury		9111	0.00		
ı) in Banks		9120	0.00		
:) in Revolving Fund		9130	0.00		
ı) with Fiscal Agent		9135	0.00		
;) collections awaiting deposit		9140	0.00		
nvestments		9150	0.00		
Accounts Receivable		9200	277,951.68		
Due from Grantor Government		9290	0.00		
Due from Other Funds		9310	0.00		
Stores		9320	0.00		
Prepaid Expenditures		9330	0.00		
Other Current Assets		9340	0.00		
Fixed Assets		9400			
TOTAL, ASSETS			32,423,674.70		
ABILITIES					
Accounts Payable		9500	1,373,695.50		
Due to Grantor Governments		9590	0.00		
Due to Other Funds		9610	0.00		
Current Loans		9640	0.00		
Deferred Revenue		9650	0.00		
Long-Term Liabilities		9660			
TOTAL, LIABILITIES			1,373,695.50		
ND EQUITY					
ding Fund Balance, June 30 ust agree with line F2) (G10 - H7)			31,049,979.20		

B Pg 79

ription	Resource Codes	Object Codes	2002/03 Unaudited Actuals	2003/04 Budget	Percent Difference
ERAL REVENUES					
er Federal Revenue		8290	0.00	0.00	0.0%
TAL, FEDERAL REVENUES			0.00	0.00	0.0%
ER STATE REVENUES					
chool Facilities Apportionments		8545	33,987,539.00	0.00	-100.0%
ass-Through Revenues from tate Sources		8587	0.00	0.00	0.0%
l Other State Revenue		8590	0.00	0.00	0.0%
TAL, OTHER STATE REVENUES			33,987,539.00	0.00	-100.0%
ales Sale of Equipment/Supplies		8631	0.00	0.00	0.0%
eases and Rentals		8650	0.00	0.00	0.0%
terest		8660	165,136.34	54,000.00	-67.3%
et Increase (Decrease) in the Fair Value of Investments		8662	0.00	0.00	0.0%
ther Local Revenue					
All Other Local Revenue		8699	0.00	0.00	0.0%
All Other Transfers In From All Others		8799	0.00	0.00	0.0%
TAL, OTHER LOCAL REVENUES			165,136.34	54,000.00	-67.3%
AL, REVENUES			34,152,675.34	54,000.00	-99.8%

ription	Resource Codes	Object Codes	2002/03 Unaudited Actuals	2003/04 Budget	Percent Difference
SSIFIED SALARIES					
sified Support Salaries		2200	0.00	0.00	0.0%
sified Supervisors' and Administrators' Salaries		2300	0.00	0.00	0.0%
ical and Office Salaries		2400	0.00	0.00	0.0%
er Classified Salaries		2900	0.00	0.00	0.0%
AL, CLASSIFIED SALARIES			0.00	0.00	0.0%
LOYEE BENEFITS					
S		3101-3102	0.00	0.00	0.0%
S		3201-3202	0.00	0.00	0.0%
DI/Medicare/Alternative		3301-3302	0.00	0.00	0.0%
lth and Welfare Benefits		3401-3402	0.00	0.00	0.0%
mployment Insurance		3501-3502	0.00	0.00	0.0%
kers' Compensation		3601-3602	0.00	0.00	0.0%
ree Benefits		3701-3702	0.00	0.00	0.0%
S Reduction		3801-3802	0.00	0.00	0.0%
er Employee Benefits		3901-3902	0.00	0.00	0.0%
TAL, EMPLOYEE BENEFITS			0.00	0.00	0.0%
KS AND SUPPLIES					
ks and Other Reference Materials		4200	0.00	0.00	0.0%
erials and Supplies		4300	0.00	0.00	0.0%
capitalized Equipment		4400	0.00	0.00	0.0%
TAL, BOOKS AND SUPPLIES			0.00	0.00	0.0%

ription	Resource Codes	Object Codes	2002/03 Unaudited Actuals	2003/04 Budget	Percent Difference
VICES, OTHER OPERATING EXPENSES					
vel and Conferences		5200	0.00	0.00	0.0%
urance		5400 - 5450	0.00	0.00	0.0%
eration and Housekeeping Services		5500	0.00	0.00	0.0%
ntals, Leases, Repairs, and Noncapitalized rovements		5600	0.00	0.00	0.0%
nsfers of Direct Costs - Interfund		5750	0.00	0.00	0.0%
fessional/Consulting Services and erating Expenditures		5800	0.00	0.00	0.0%
nmunications		5900	0.00	0.00	0.0%
TAL, SERVICES AND OTHER OPERATING EXPENSES			0.00	0.00	0.0%
ITAL OUTLAY					
s and Improvements of Sites		6100	0.00	0.00	0.0%
ldings and Improvements of Buildings		6200	3,102,696.14	26,230,804.00	745.4%
oks and Media for New School Libraries Major Expansion of School Libraries		6300	0.00	0.00	0.0%
uipment		6400	0.00	0.00	0.0%
uipment Replacement		6500	0.00	0.00	0.0%
TAL, CAPITAL OUTLAY			3,102,696.14	26,230,804.00	745.4%
IER OUTGO (excluding Direct Support/Indirect Costs)					
ier Transfers Out					
ansfers of Pass-Through Revenues To Districts		7211	0.00	0.00	0.0%
To County Offices		7212	0.00	0.00	0.0%
To JPAs		7213	0.00	0.00	0.0%
l Other Transfers Out to All Others		7299	0.00	0.00	0.0%
bt Service					
ebt Service - Interest		7438	0.00	0.00	0.0%
ther Debt Service - Principal		7439	0.00	0.00	0.0%
TAL, OTHER OUTGO (excluding Direct Support/Indirect Costs)			0.00	0.00	0.0%
AL, EXPENDITURES			3,102,696.14	26,230,804.00	745.4%

B 19.82

ription	Resource Codes	Object Codes	2002/03 Unaudited Actuals	2003/04 Budget	Percent Difference
RFUND TRANSFERS					
ERFUND TRANSFERS IN					
State School Building Fund/ unty School Facilities Fund om: All Other Funds		8913	0.00	0.00	0.0%
her Authorized Interfund Transfers In		8919	0.00	0.00	0.0%
TOTAL, INTERFUND TRANSFERS IN			0.00	0.00	0.0%
ERFUND TRANSFERS OUT					
: State School Building Fund/ ounty School Facilities Fund		7613	0.00	0.00	0.0%
her Authorized Interfund Transfers Out		7619	0.00	0.00	0.0%
TOTAL, INTERFUND TRANSFERS OUT			0.00	0.00	0.0%

B
pg 83

cription	Resource Codes	Object Codes	2002/03 Unaudited Actuals	2003/04 Budget	Percent Difference
IER SOURCES/USES					
URCES					
roceeds					
Proceeds from Sale/Lease-Purchase of Land/Buildings		8953	0.00	0.00	0.0%
ther Sources					
Transfers from Funds of Lapsed/Reorganized Districts		8965	0.00	0.00	0.0%
ong-Term Debt Proceeds					
Proceeds from Certificates of Participation		8971	0.00	0.00	0.0%
Proceeds from Capital Leases		8972	0.00	0.00	0.0%
Proceeds from Lease Revenue Bonds		8973	0.00	0.00	0.0%
ll Other Financing Sources		8979	0.00	0.00	0.0%
TOTAL, SOURCES			0.00	0.00	0.0%
ES					
ransfers from Funds of apsed/Reorganized Districts		7651	0.00	0.00	0.0%
TOTAL, USES			0.00	0.00	0.0%
NTRIBUTIONS					
ontributions from Unrestricted Revenues		8980	0.00	0.00	0.0%
ontributions from Restricted Revenues		8990	0.00	0.00	0.0%
TOTAL, CONTRIBUTIONS			0.00	0.00	0.0%
TAL, OTHER FINANCING SOURCES/USES - b + c - d + e)			0.00	0.00	0.0%

B
B.84

ription	Resource Codes	Object Codes	2002/03 Unaudited Actuals	2003/04 Budget	Percent Difference
EVENUES					
Revenue Limit Sources		8010-8099	0.00	0.00	0.0%
Federal Revenues		8100-8299	0.00	0.00	0.0%
Other State Revenues		8300-8599	0.00	0.00	0.0%
Other Local Revenues		8600-8799	2,974.57	2,500.00	-16.0%
TOTAL, REVENUES			2,974.57	2,500.00	-16.0%
XPENDITURES					
Certificated Salaries		1000-1999	0.00	0.00	0.0%
Classified Salaries		2000-2999	0.00	0.00	0.0%
Employee Benefits		3000-3999	0.00	0.00	0.0%
Books and Supplies		4000-4999	0.00	25,000.00	New
Services, Other Operating Expenses		5000-5999	0.00	0.00	0.0%
Capital Outlay		6000-6999	30,149.89	0.00	-100.0%
Other Outgo (excluding Direct Support/ Indirect Costs)		7100-7299, 7400-7499	842,260.58	1,051,382.00	24.8%
Direct Support/Indirect Costs		7300-7399	0.00	0.00	0.0%
TOTAL, EXPENDITURES			872,410.47	1,076,382.00	23.4%
XCESS (DEFICIENCY) OF REVENUES VER EXPENDITURES BEFORE OTHER INANCING SOURCES AND USES (A5 - B9)			(869,435.90)	(1,073,882.00)	23.5%
THER FINANCING SOURCES/USES					
Interfund Transfers a) Transfers In		8910-8929	1,489,468.74	1,563,541.00	5.0%
b) Transfers Out		7610-7629	596,406.00	710,063.00	19.1%
Other Sources/Uses a) Sources		8930-8979	0.00	0.00	0.0%
b) Uses		7630-7699	0.00	0.00	0.0%
Contributions		8980-8999	0.00	0.00	0.0%
TOTAL, OTHER FINANCING SOURCES/USES			893,062.74	853,478.00	-4.4%

B pg 85

:ription	Resource Codes	Object Codes	2002/03 Unaudited Actuals	2003/04 Budget	Percent Difference
ET INCREASE (DECREASE) IN FUND ALANCE (C + D4)			23,626.84	(220,404.00)	-1032.9%
JND BALANCE, RESERVES					
Beginning Fund Balance a) As of July 1 - Unaudited		9791	781,108.76	804,735.60	3.0%
b) Audit Adjustments		9793	0.00	0.00	0.0%
c) As of July 1 - Audited (F1a + F1b)			781,108.76	804,735.60	3.0%
d) Other Restatements		9795	0.00	0.00	0.0%
e) Net Beginning Balance			781,108.76	804,735.60	3.0%
Ending Balance, June 30 (E + F1e)			804,735.60	584,331.60	-27.4%
Components of Ending Fund Balance a) Reserve for Revolving Cash		9711	0.00	0.00	0.0%
Stores		9712	0.00	0.00	0.0%
Prepaid Expenditures		9713	0.00	0.00	0.0%
All Others		9719	0.00	0.00	0.0%
General Reserve		9730	0.00	0.00	0.0%
Legally Restricted Balance		9740	0.00	0.00	0.0%
b) Designated Amounts					
Designated for Economic Uncertainties		9770	0.00	0.00	0.0%
Designated for the Unrealized Gains of Investments and Cash in County Treasury		9775	0.00	0.00	0.0%
Other Designations		9780	804,735.60	584,331.60	-27.4%
c) Undesignated Amount		9790	0.00		
d) Unappropriated Amount		9790		0.00	

B 9.86

ription	Resource Codes	Object Codes	2002/03 Unaudited Actuals	2003/04 Budget	Percent Difference
SSETS					
Cash					
a) in County Treasury		9110	205,829.14		
1) Fair Value Adjustment to Cash in County Treasury		9111	0.00		
b) in Banks		9120	0.00		
c) in Revolving Fund		9130	0.00		
d) with Fiscal Agent		9135	0.00		
e) collections awaiting deposit		9140	0.00		
Investments		9150	0.00		
Accounts Receivable		9200	1,077.85		
Due from Grantor Government		9290	0.00		
Due from Other Funds		9310	904,877.20		
Stores		9320	0.00		
Prepaid Expenditures		9330	0.00		
Other Current Assets		9340	0.00		
Fixed Assets		9400			
TOTAL, ASSETS			1,111,784.19		
ABILITIES					
Accounts Payable		9500	12,234.59		
Due to Grantor Governments		9590	0.00		
Due to Other Funds		9610	294,814.00		
Current Loans		9640	0.00		
Deferred Revenue		9650	0.00		
Long-Term Liabilities		9660			
TOTAL, LIABILITIES			307,048.59		
ND EQUITY					
ıding Fund Balance, June 30 ıust agree with line F2) (G10 - H7)			804,735.60		

ription	Resource Codes	Object Codes	2002/03 Unaudited Actuals	2003/04 Budget	Percent Difference
ERAL REVENUES					
MA		8281	0.00	0.00	0.0%
er Federal Revenue		8290	0.00	0.00	0.0%
TAL, FEDERAL REVENUES			0.00	0.00	0.0%
ER STATE REVENUES					
ıss-Through Revenues from tate Sources		8587	0.00	0.00	0.0%
Other State Revenue		8590	0.00	0.00	0.0%
TAL, OTHER STATE REVENUES			0.00	0.00	0.0%
ER LOCAL REVENUES					
er Local Revenue					
Community Redevelopment Funds Not Subject to RL Deduction		8625	0.00	0.00	0.0%
ales Sale of Equipment/Supplies		8631	0.00	0.00	0.0%
eases and Rentals		8650	0.00	0.00	0.0%
terest		8660	2,974.57	2,500.00	-16.0%
et Increase (Decrease) in the Fair Value of Investments		8662	0.00	0.00	0.0%
ther Local Revenue					
All Other Local Revenue		8699	0.00	0.00	0.0%
All Other Transfers In From All Others		8799	0.00	0.00	0.0%
TAL, OTHER LOCAL REVENUES			2,974.57	2,500.00	-16.0%
AL, REVENUES			2,974.57	2,500.00	-16.0%

ription	Resource Codes	Object Codes	2002/03 Unaudited Actuals	2003/04 Budget	Percent Difference
SSIFIED SALARIES					
ssified Support Salaries		2200	0.00	0.00	0.0%
ssified Supervisors' and Administrators' Salaries		2300	0.00	0.00	0.0%
rical and Office Salaries		2400	0.00	0.00	0.0%
er Classified Salaries		2900	0.00	0.00	0.0%
TAL, CLASSIFIED SALARIES			0.00	0.00	0.0%
LOYEE BENEFITS					
RS		3101-3102	0.00	0.00	0.0%
RS		3201-3202	0.00	0.00	0.0%
SDI/Medicare/Alternative		3301-3302	0.00	0.00	0.0%
alth and Welfare Benefits		3401-3402	0.00	0.00	0.0%
employment Insurance		3501-3502	0.00	0.00	0.0%
rkers' Compensation		3601-3602	0.00	0.00	0.0%
iree Benefits		3701-3702	0.00	0.00	0.0%
RS Reduction		3801-3802	0.00	0.00	0.0%
ner Employee Benefits		3901-3902	0.00	0.00	0.0%
TAL, EMPLOYEE BENEFITS			0.00	0.00	0.0%
OKS AND SUPPLIES					
oks and Other Reference Materials		4200	0.00	0.00	0.0%
terials and Supplies		4300	0.00	0.00	0.0%
ncapitalized Equipment		4400	0.00	25,000.00	New
TAL, BOOKS AND SUPPLIES			0.00	25,000.00	New

cription	Resource Codes	Object Codes	2002/03 Unaudited Actuals	2003/04 Budget	Percent Difference
VICES, OTHER OPERATING EXPENSES					
vel and Conferences		5200	0.00	0.00	0.0%
urance		5400 - 5450	0.00	0.00	0.0%
eration and Housekeeping Services		5500	0.00	0.00	0.0%
ntals, Leases, Repairs, and Noncapitalized provements		5600	0.00	0.00	0.0%
nsfers of Direct Costs - Interfund		5750	0.00	0.00	0.0%
fessional/Consulting Services and erating Expenditures		5800	0.00	0.00	0.0%
mmunications		5900	0.00	0.00	0.0%
TAL, SERVICES AND OTHER OPERATING EXPENSES			0.00	0.00	0.0%
ITAL OUTLAY					
es and Improvements of Sites		6100	2,000.00	0.00	-100.0%
ldings and Improvements of Buildings		6200	1,608.71	0.00	-100.0%
oks and Media for New School Libraries Major Expansion of School Libraries		6300	0.00	0.00	0.0%
uipment		6400	26,541.18	0.00	-100.0%
uipment Replacement		6500	0.00	0.00	0.0%
TAL, CAPITAL OUTLAY			30,149.89	0.00	-100.0%
IER OUTGO (excluding Direct Support/Indirect Costs)					
ner Transfers Out					
ansfers of Pass-Through Revenues To Districts		7211	0.00	0.00	0.0%
To County Offices		7212	0.00	0.00	0.0%
To JPAs		7213	0.00	0.00	0.0%
l Other Transfers Out to All Others		7299	0.00	0.00	0.0%
bt Service					
ebt Service - Interest		7438	562,260.59	0.00	-100.0%
ther Debt Service - Principal		7439	279,999.99	1,051,382.00	275.5%
TAL, OTHER OUTGO (excluding Direct Support/Indirect Costs)			842,260.58	1,051,382.00	24.8%
AL, EXPENDITURES			872,410.47	1,076,382.00	23.4%

B 89.90

Expenditures by Object

ription	Resource Codes	Object Codes	2002/03 Unaudited Actuals	2003/04 Budget	Percent Difference
RFUND TRANSFERS					
ERFUND TRANSFERS IN					
om: General Fund/CSSF		8912	1,489,468.74	1,563,541.00	5.0%
her Authorized Interfund Transfers In		8919	0.00	0.00	0.0%
TOTAL, INTERFUND TRANSFERS IN			1,489,468.74	1,563,541.00	5.0%
ERFUND TRANSFERS OUT					
: General Fund/CSSF		7612	0.00	0.00	0.0%
: State School Building Fund/ ounty School Facilities Fund		7613	0.00	0.00	0.0%
: Deferred Maintenance Fund		7615	596,406.00	710,063.00	19.1%
her Authorized Interfund Transfers Out		7619	0.00	0.00	0.0%
TOTAL, INTERFUND TRANSFERS OUT			596,406.00	710,063.00	19.1%

B
pg. 91

ription	Resource Codes	Object Codes	2002/03 Unaudited Actuals	2003/04 Budget	Percent Difference
ER SOURCES/USES					
JRCES					
oceeds					
roceeds from Sale/Lease-Purchase of Land/Buildings		8953	0.00	0.00	0.0%
her Sources					
ransfers from Funds of apsed/Reorganized Districts		8965	0.00	0.00	0.0%
ng-Term Debt Proceeds roceeds from Certificates of Participation		8971	0.00	0.00	0.0%
roceeds from Capital Leases		8972	0.00	0.00	0.0%
roceeds from Lease Revenue Bonds		8973	0.00	0.00	0.0%
Other Financing Sources		8979	0.00	0.00	0.0%
TOTAL, SOURCES			0.00	0.00	0.0%
ES					
ansfers from Funds of apsed/Reorganized Districts		7651	0.00	0.00	0.0%
TOTAL, USES			0.00	0.00	0.0%
ITRIBUTIONS					
ntributions from Unrestricted Revenues		8980	0.00	0.00	0.0%
ntributions from Restricted Revenues		8990	0.00	0.00	0.0%
TOTAL, CONTRIBUTIONS			0.00	0.00	0.0%
AL, OTHER FINANCING SOURCES/USES b + c - d + e)			893,062.74	853,478.00	-4.4%

cription	Resource Codes	Object Codes	2002/03 Unaudited Actuals	2003/04 Budget	Percent Difference
EVENUES					
Revenue Limit Sources		8010-8099	0.00	0.00	0.0%
Federal Revenues		8100-8299	0.00	0.00	0.0%
Other State Revenues		8300-8599	42,712.83	46,107.45	7.9%
Other Local Revenues		8600-8799	2,376,269.08	2,609,375.72	9.8%
TOTAL, REVENUES			2,418,981.91	2,655,483.17	9.8%
XPENDITURES					
Certificated Salaries		1000-1999	0.00	0.00	0.0%
Classified Salaries		2000-2999	0.00	0.00	0.0%
Employee Benefits		3000-3999	0.00	0.00	0.0%
Books and Supplies		4000-4999	0.00	0.00	0.0%
Services, Other Operating Expenses		5000-5999	0.00	0.00	0.0%
Capital Outlay		6000-6999	0.00	0.00	0.0%
Other Outgo (excluding Direct Support/ Indirect Costs)		7100-7299, 7400-7499	984,484.69	1,836,946.26	86.6%
Direct Support/Indirect Costs		7300-7399	0.00	0.00	0.0%
TOTAL, EXPENDITURES			984,484.69	1,836,946.26	86.6%
XCESS (DEFICIENCY) OF REVENUES VER EXPENDITURES BEFORE OTHER INANCING SOURCES AND USES (A5 - B9)			1,434,497.22	818,536.91	-42.9%
THER FINANCING SOURCES/USES					
Interfund Transfers a) Transfers In		8910-8929	0.00	0.00	0.0%
b) Transfers Out		7610-7629	0.00	0.00	0.0%
Other Sources/Uses a) Sources		8930-8979	0.00	0.00	0.0%
b) Uses		7630-7699	0.00	0.00	0.0%
Contributions		8980-8999	0.00	0.00	0.0%
TOTAL, OTHER FINANCING SOURCES/USES			0.00	0.00	0.0%

B 09.93

cription	Resource Codes	Object Codes	2002/03 Unaudited Actuals	2003/04 Budget	Percent Difference
ET INCREASE (DECREASE) IN FUND ALANCE (C + D4)			1,434,497.22	818,536.91	-42.9%
UND BALANCE, RESERVES					
Beginning Fund Balance					
a) As of July 1 - Unaudited		9791	0.00	1,495,086.22	New
b) Audit Adjustments		9793	60,589.00	0.00	-100.0%
c) As of July 1 - Audited (F1a + F1b)			60,589.00	1,495,086.22	2367.6%
d) Other Restatements		9795	0.00	0.00	0.0%
e) Net Beginning Balance			60,589.00	1,495,086.22	2367.6%
Ending Balance, June 30 (E + F1e)			1,495,086.22	2,313,623.13	54.7%
Components of Ending Fund Balance					
a) Reserve for					
Revolving Cash		9711	0.00	0.00	0.0%
Stores		9712	0.00	0.00	0.0%
Prepaid Expenditures		9713	0.00	0.00	0.0%
All Others		9719	0.00	0.00	0.0%
General Reserve		9730	0.00	0.00	0.0%
Legally Restricted Balance		9740	0.00	0.00	0.0%
b) Designated Amounts					
Designated for Economic Uncertainties		9770	0.00	0.00	0.0%
Designated for the Unrealized Gains of Investments and Cash in County Treasury		9775	0.00	0.00	0.0%
Other Designations		9780	1,495,086.22	2,313,623.13	54.7%
c) Undesignated Amount		9790	0.00		
d) Unappropriated Amount		9790		0.00	

B Pg. 94

cription	Resource Codes	Object Codes	2002/03 Unaudited Actuals	2003/04 Budget	Percent Difference
ASSETS					
) Cash					
a) in County Treasury		9110	1,495,086.22		
1) Fair Value Adjustment to Cash in County Treasury		9111	0.00		
b) in Banks		9120	0.00		
c) in Revolving Fund		9130	0.00		
d) with Fiscal Agent		9135	0.00		
e) collections awaiting deposit		9140	0.00		
) Investments		9150	0.00		
) Accounts Receivable		9200	0.00		
) Due from Grantor Government		9290	0.00		
) Due from Other Funds		9310	0.00		
) Stores		9320	0.00		
) Prepaid Expenditures		9330	0.00		
) Other Current Assets		9340	0.00		
) Fixed Assets		9400			
) TOTAL, ASSETS			1,495,086.22		
LIABILITIES					
) Accounts Payable		9500	0.00		
) Due to Grantor Governments		9590	0.00		
) Due to Other Funds		9610	0.00		
) Current Loans		9640	0.00		
) Deferred Revenue		9650	0.00		
) Long-Term Liabilities		9660			
) TOTAL, LIABILITIES			0.00		
JND EQUITY					
nding Fund Balance, June 30 must agree with line F2) (G10 - H7)			1,495,086.22		

B pg. 95

ription	Resource Codes	Object Codes	2002/03 Unaudited Actuals	2003/04 Budget	Percent Difference
ERAL REVENUES					
er Federal Revenue		8290	0.00	0.00	0.0%
AL, FEDERAL REVENUES			0.00	0.00	0.0%
ER STATE REVENUES					
x Relief Subventions oted Indebtedness Levies Homeowners' Exemptions		8571	42,712.83	46,107.45	7.9%
Other Subventions/In-Lieu Taxes		8572	0.00	0.00	0.0%
AL, OTHER STATE REVENUES			42,712.83	46,107.45	7.9%
ER LOCAL REVENUES					
er Local Revenue unty and District Taxes oted Indebtedness Levies Secured Roll		8611	2,337,812.49	2,427,135.16	3.8%
Unsecured Roll		8612	0.00	182,240.56	New
Prior Years' Taxes		8613	0.00	0.00	0.0%
Supplemental Taxes		8614	36,907.96	0.00	-100.0%
enalties and Interest from Delinquent Non-Revenue Limit Taxes		8629	0.00	0.00	0.0%
erest		8660	1,548.63	0.00	-100.0%
t Increase (Decrease) in the Fair Value of Investments		8662	0.00	0.00	0.0%
her Local Revenue					
ll Other Local Revenue		8699	0.00	0.00	0.0%
All Other Transfers In From All Others		8799	0.00	0.00	0.0%
TAL, OTHER LOCAL REVENUES			2,376,269.08	2,609,375.72	9.8%
AL, REVENUES			2,418,981.91	2,655,483.17	9.8%

B
P3-96

cription	Resource Codes	Object Codes	2002/03 Unaudited Actuals	2003/04 Budget	Percent Difference
ER OUTGO (excluding Direct Support/Indirect Costs)					
t Service					
ond Redemptions		7433	0.00	535,000.00	New
ond Interest and Other Service Charges		7434	984,484.69	1,301,946.26	32.2%
ebt Service - Interest		7438	0.00	0.00	0.0%
ther Debt Service - Principal		7439	0.00	0.00	0.0%
TAL, OTHER OUTGO (excluding Direct Support/Indirect Costs)			984,484.69	1,836,946.26	86.6%
AL, EXPENDITURES			984,484.69	1,836,946.26	86.6%

B pg. 97

:ription	Resource Codes	Object Codes	2002/03 Unaudited Actuals	2003/04 Budget	Percent Difference
:RFUND TRANSFERS					
'ERFUND TRANSFERS IN					
ther Authorized Interfund Transfers In		8919	0.00	0.00	0.0%
TOTAL, INTERFUND TRANSFERS IN			0.00	0.00	0.0%
'ERFUND TRANSFERS OUT					
ɔ: General Fund		7614	0.00	0.00	0.0%
ther Authorized Interfund Transfers Out		7619	0.00	0.00	0.0%
TOTAL, INTERFUND TRANSFERS OUT			0.00	0.00	0.0%
IER SOURCES/USES					
)URCES					
ther Sources					
Transfers from Funds of Lapsed/Reorganized Districts		8965	0.00	0.00	0.0%
ll Other Financing Sources		8979	0.00	0.00	0.0%
TOTAL, SOURCES			0.00	0.00	0.0%
;ES					
ransfers from Funds of Lapsed/Reorganized Districts		7651	0.00	0.00	0.0%
) TOTAL, USES			0.00	0.00	0.0%
TAL, OTHER FINANCING SOURCES/USES - b + c - d)			0.00	0.00	0.0%

B Pg. 98

cription	Resource Codes	Object Codes	2002/03 Unaudited Actuals	2003/04 Budget	Percent Difference
EVENUES					
Revenue Limit Sources		8010-8099	0.00	0.00	0.0%
Federal Revenues		8100-8299	0.00	0.00	0.0%
Other State Revenues		8300-8599	0.00	0.00	0.0%
Other Local Revenues		8600-8799	206,152.41	151,200.00	-26.7%
TOTAL, REVENUES			206,152.41	151,200.00	-26.7%
XPENDITURES					
Certificated Salaries		1000-1999	0.00	0.00	0.0%
Classified Salaries		2000-2999	0.00	0.00	0.0%
Employee Benefits		3000-3999	0.00	0.00	0.0%
Books and Supplies		4000-4999	(500.24)	0.00	-100.0%
Services, Other Operating Expenses		5000-5999	215,314.03	156,260.00	-27.4%
Capital Outlay		6000-6999	0.00	0.00	0.0%
Other Outgo (excluding Direct Support/ Indirect Costs)		7100-7299, 7400-7499	0.00	0.00	0.0%
Direct Support/Indirect Costs		7300-7399	0.00	0.00	0.0%
TOTAL, EXPENDITURES			214,813.79	156,260.00	-27.3%
XCESS (DEFICIENCY) OF REVENUES VER EXPENDITURES BEFORE OTHER INANCING SOURCES AND USES (A5 - B9)			(8,661.38)	(5,060.00)	-41.6%
THER FINANCING SOURCES/USES					
Interfund Transfers a) Transfers In		8910-8929	0.00	0.00	0.0%
b) Transfers Out		7610-7629	0.00	0.00	0.0%
Other Sources/Uses a) Sources		8930-8979	0.00	0.00	0.0%
b) Uses		7630-7699	0.00	0.00	0.0%
Contributions		8980-8999	0.00	0.00	0.0%
TOTAL, OTHER FINANCING SOURCES/USES			0.00	0.00	0.0%

B pg. 99

ription	Resource Codes	Object Codes	2002/03 Unaudited Actuals	2003/04 Budget	Percent Difference
:T INCREASE (DECREASE) IN FUND ALANCE (C + D4)			(8,661.38)	(5,060.00)	-41.6%
IND BALANCE, RESERVES					
Beginning Fund Balance					
a) As of July 1 - Unaudited		9791	9,289.85	628.47	-93.2%
b) Audit Adjustments		9793	0.00	0.00	0.0%
c) As of July 1 - Audited (F1a + F1b)			9,289.85	628.47	-93.2%
d) Other Restatements		9795	0.00	0.00	0.0%
e) Net Beginning Balance			9,289.85	628.47	-93.2%
Ending Balance, June 30 (E + F1e)			628.47	(4,431.53)	-805.1%
Components of Ending Fund Balance					
a) Reserve for					
Revolving Cash		9711	0.00	0.00	0.0%
Stores		9712	0.00	0.00	0.0%
Prepaid Expenditures		9713	0.00	0.00	0.0%
All Others		9719	0.00	0.00	0.0%
General Reserve		9730	0.00	0.00	0.0%
Legally Restricted Balance		9740	0.00	0.00	0.0%
b) Designated Amounts					
Designated for Economic Uncertainties		9770	0.00	0.00	0.0%
Designated for the Unrealized Gains of Investments and Cash in County Treasury		9775	0.00	0.00	0.0%
Other Designations		9780	628.47	(4,431.53)	-805.1%
c) Undesignated Amount		9790	0.00		
d) Unappropriated Amount		9790		0.00	

B
Pg. 100

ription	Resource Codes	Object Codes	2002/03 Unaudited Actuals	2003/04 Budget	Percent Difference
SSETS					
Cash					
a) in County Treasury		9110	63,554.66		
1) Fair Value Adjustment to Cash in County Treasury		9111	0.00		
b) in Banks		9120	0.00		
c) in Revolving Fund		9130	0.00		
d) with Fiscal Agent		9135	0.00		
e) collections awaiting deposit		9140	0.00		
Investments		9150	0.00		
Accounts Receivable		9200	136.61		
Due from Grantor Government		9290	0.00		
Due from Other Funds		9310	55,000.00		
Stores		9320	0.00		
Prepaid Expenditures		9330	0.00		
Other Current Assets		9340	0.00		
Fixed Assets					
a) Land		9410	0.00		
b) Improvements of Sites		9420	0.00		
c) Accumulated Depreciation - Improvement of Sites		9425	0.00		
d) Buildings		9430	0.00		
e) Accumulated Depreciation - Buildings		9435	0.00		
f) Equipment		9440	0.00		
g) Accumulated Depreciation - Equipment		9445	0.00		
h) Work in Progress		9450	0.00		
TOTAL, ASSETS			118,691.27		

B' 89.101

cription	Resource Codes	Object Codes	2002/03 Unaudited Actuals	2003/04 Budget	Percent Difference
.IABILITIES					
) Accounts Payable		9500	118,062.80		
) Due to Grantor Governments		9590	0.00		
) Due to Other Funds		9610	0.00		
) Current Loans		9640	0.00		
) Deferred Revenue		9650	0.00		
) Long-Term Liabilities					
a) Compensated Absences		9665	0.00		
b) COPs Payable		9666	0.00		
c) Capital Leases Payable		9667	0.00		
d) Lease Revenue Bonds Payable		9668	0.00		
e) Other General Long-Term Debt		9669	0.00		
) TOTAL, LIABILITIES			118,062.80		
JND EQUITY					
nding Fund Balance, June 30 nust agree with line F2) (G10 - H7)			628.47		

:ription	Resource Codes	Object Codes	2002/03 Unaudited Actuals	2003/04 Budget	Percent Difference
ER LOCAL REVENUES					
er Local Revenue					
ıles					
Sale of Equipment/Supplies		8631	0.00	0.00	0.0%
terest		8660	1,152.41	1,200.00	4.1%
et Increase (Decrease) in the Fair Value of Investments		8662	0.00	0.00	0.0%
ees and Contracts					
n-District Premiums/ Contributions		8674	205,000.00	150,000.00	-26.8%
All Other Fees and Contracts		8689	0.00	0.00	0.0%
ther Local Revenue					
All Other Local Revenue		8699	0.00	0.00	0.0%
All Other Transfers In From All Others		8799	0.00	0.00	0.0%
TAL, OTHER LOCAL REVENUES			206,152.41	151,200.00	-26.7%
AL, REVENUES			206,152.41	151,200.00	-26.7%

B
pg. 103

cription	Resource Codes	Object Codes	2002/03 Unaudited Actuals	2003/04 Budget	Percent Difference
:TIFICATED SALARIES					
rtificated Pupil Support Salaries		1200	0.00	0.00	0.0%
rtificated Supervisors' and Administrators' Salaries		1300	0.00	0.00	0.0%
TAL, CERTIFICATED SALARIES			0.00	0.00	0.0%
.SSIFIED SALARIES					
ıssified Support Salaries		2200	0.00	0.00	0.0%
ıssified Supervisors' and Administrators' Salaries		2300	0.00	0.00	0.0%
:rical and Office Salaries		2400	0.00	0.00	0.0%
ıer Classified Salaries		2900	0.00	0.00	0.0%
TAL, CLASSIFIED SALARIES			0.00	0.00	0.0%
PLOYEE BENEFITS					
RS		3101-3102	0.00	0.00	0.0%
RS		3201-3202	0.00	0.00	0.0%
.SDI/Medicare/Alternative		3301-3302	0.00	0.00	0.0%
alth and Welfare Benefits		3401-3402	0.00	0.00	0.0%
employment Insurance		3501-3502	0.00	0.00	0.0%
ırkers' Compensation		3601-3602	0.00	0.00	0.0%
tiree Benefits		3701-3702	0.00	0.00	0.0%
RS Reduction		3801-3802	0.00	0.00	0.0%
ıer Employee Benefits		3901-3902	0.00	0.00	0.0%
TAL, EMPLOYEE BENEFITS			0.00	0.00	0.0%
OKS AND SUPPLIES					
oks and Other Reference Materials		4200	0.00	0.00	0.0%
terials and Supplies		4300	0.00	0.00	0.0%
ncapitalized Equipment		4400	(500.24)	0.00	-100.0%
TAL, BOOKS AND SUPPLIES			(500.24)	0.00	-100.0%

B
Pg. 104

ɪiption	Resource Codes	Object Codes	2002/03 Unaudited Actuals	2003/04 Budget	Percent Difference
'ICES, OTHER OPERATING EXPENSES					
el and Conferences		5200	0.00	0.00	0.0%
s and Memberships		5300	0.00	0.00	0.0%
rance		5400 - 5450	71,129.58	72,200.00	1.5%
ration and Housekeeping Services		5500	0.00	0.00	0.0%
tals, Leases, Repairs, and Noncapitalized ·ovements		5600	0.00	0.00	0.0%
ısfers of Direct Costs - Interfund		5750	0.00	0.00	0.0%
essional/Consulting Services and ɜrating Expenditures		5800	144,184.45	84,060.00	-41.7%
ımunications		5900	0.00	0.00	0.0%
'AL, SERVICES AND OTHER OPERATING EXPENSES			215,314.03	156,260.00	-27.4%
TAL OUTLAY					
reciation Expense		6900	0.00	0.00	0.0%
'AL, CAPITAL OUTLAY			0.00	0.00	0.0%
ΛL, EXPENDITURES			214,813.79	156,260.00	-27.3%

B
14.105

ription	Resource Codes	Object Codes	2002/03 Unaudited Actuals	2003/04 Budget	Percent Difference
RFUND TRANSFERS					
ERFUND TRANSFERS IN					
her Authorized Interfund Transfers In		8919	0.00	0.00	0.0%
TOTAL, INTERFUND TRANSFERS IN			0.00	0.00	0.0%
ERFUND TRANSFERS OUT					
her Authorized Interfund Transfers Out		7619	0.00	0.00	0.0%
TOTAL, INTERFUND TRANSFERS OUT			0.00	0.00	0.0%
ER SOURCES/USES					
URCES					
her Sources					
ransfers from Funds of Lapsed/Reorganized Districts		8965	0.00	0.00	0.0%
TOTAL, SOURCES			0.00	0.00	0.0%
ES					
ansfers from Funds of apsed/Reorganized Districts		7651	0.00	0.00	0.0%
TOTAL, USES			0.00	0.00	0.0%
AL, OTHER FINANCING SOURCES/USES - b + c - d)			0.00	0.00	0.0%

B pg. 106

Description	2002/03 Unaudited Actuals			2003/04 Budget		
	P-2 ADA	Annual ADA	Revenue Limit ADA	Estimated P-2 ADA	Estimated Annual ADA	Estimated Revenue Limit ADA
EMENTARY						
General Education			13,733.13			
a. Kindergarten	1,388.41	1,395.10				
b. Grades One through Three	4,647.21	4,664.24				
c. Grades Four through Six	4,619.30	4,620.81				
d. Grades Seven and Eight	3,063.00	3,053.17				
e. Opportunity Schools						
f. Home and Hospital	4.57	5.03				
g. Community Day Schools	8.79	10.64				
Special Education						
a. Special Day Class	363.80	368.28	363.80			
b. NPS - E.C. 56366(a)(7)	8.12	8.47	8.47			
c. NPS - E.C. 56836.16						
TOTAL, ELEMENTARY	14,103.20	14,125.74	14,105.40	0.00	0.00	0.00
GH SCHOOL						
General Education			4,894.78			
a. Grades Nine through Twelve	4,641.26	4,575.20				
b. Continuation Education	203.84	207.69				
c. Opportunity Schools						
d. Home and Hospital	6.29	8.72				
e. Community Day Schools	39.81	43.39				
Special Education						
a. Special Day Class	279.91	277.84	279.91			
b. NPS - E.C. 56366(a)(7)	7.08	8.55	8.55			
c. NPS - E.C. 56836.16						
TOTAL, HIGH SCHOOL	5,178.19	5,121.39	5,183.24	0.00	0.00	0.00
)UNTY SUPPLEMENT						
County Community Schools						
a. Elementary	1.45	1.91	1.91			
b. High School	27.56	26.64	26.64			
Special Education						
a. SDC and SDC Extended Year - Elementary	121.65	126.22	121.65			
b. SDC and SDC Extended Year - High School	114.02	113.35	114.02			
c. NPS/LCI - Elementary	9.69	10.07	10.07			
d. NPS/LCI - High School	6.56	6.40	6.40			
TOTAL, ADA REPORTED BY COUNTY OFFICES	280.93	284.59	280.69	0.00	0.00	0.00
. TOTAL, K-12 ADA (sum lines 3, 6, and 9)	19,562.32	19,531.72	19,569.33	0.00	0.00	0.00
. ADA for Necessary Small Schools also included in lines 3 and 6.						
. REGIONAL OCCUPATIONAL CENTERS & PROGRAMS						

B pg.107

scription	2002/03 Unaudited Actuals			2003/04 Budget		
	P-2 ADA	Annual ADA	Revenue Limit ADA	Estimated P-2 ADA	Estimated Annual ADA	Estimated Revenue Limit ADA
ASSES FOR ADULTS						
Concurrently Enrolled Secondary Students						
Adults Enrolled, State Apportioned	232.45					
Students 21 Years or Older and Students 19 or Older NOT Continuously Enrolled Since Their 18th Birthday, Participating in Full-Time Independent Study.						
TOTAL, CLASSES FOR ADULTS (sum lines 13 through 15)	232.45	0.00	0.00	0.00	0.00	0.00
Adults in Correctional Facilities						
TOTAL, ADA (sum lines 10, 12, 16, and 17)	19,794.77	19,531.72	19,569.33	0.00	0.00	0.00
PPLEMENTAL INSTRUCTIONAL HOURS						
ELEMENTARY	339,622.00	360,793.00	360,793.00			
HIGH SCHOOL	220,894.00	221,518.00	221,518.00			
TOTAL, SUPPLEMENTAL INSTRUCTIONAL HOURS (sum lines 19 and 20)	560,516.00	582,311.00	582,311.00	0.00	0.00	0.00
MMUNITY DAY SCHOOLS - Additional Funds						
ELEMENTARY						
a. 5th & 6th Hours (ADA)	14.83	17.69				
b. 7th & 8th Pupil Hours (Hours)						
HIGH SCHOOL						
a. 5th & 6th Hours (ADA)	60.83	66.78				
b. 7th & 8th Pupil Hours (Hours)						
ARTER SCHOOLS						
Block Grant Funded Charters						
a. Charters Sponsored by Unified Districts (Only enter ADA for pupils residing in the Unified District)						
b. All Other Block Grant Funded Charters						
Revenue Limit Funded Charters						
TOTAL, CHARTER SCHOOLS ADA (sum lines 24a, 24b and 25)	0.00	0.00	0.00	0.00	0.00	0.00
SUPPLEMENTAL INSTRUCTIONAL HOURS						

B 89.108

RT I - CURRENT PENSE FORMULA	Total Expense for Year (1)	EDP No.	Reductions (See Note 1) (2)	EDP No.	Current Expense of Education (Col 1 - Col 2) (3)	EDP No.	Reductions (Extracted) (See Note 2) (4a)	Reductions (Overrides) (See Note 2) (4b)	EDP No.	Current Expense-Part II (Col 3 - Col 4) (5)	EDP No.
0 - Certificated aries	75,152,333.45	301	313,186.34	303	74,839,147.11	305	2,662,507.18		307	72,176,639.93	309
0 - Classified Salaries	19,614,823.02	311	413,745.85	313	19,201,077.17	315	2,222,085.28		317	16,978,991.89	319
0 - Employee Benefits cluding 3800)	20,004,270.41	321	392,736.45	323	19,611,533.96	325	1,115,346.44		327	18,496,187.52	329
0 - Books, Supplies ip Replace. (6500)	5,430,679.65	331	24,314.83	333	5,406,364.82	335	2,674,281.07		337	2,732,083.75	339
0 - Services. . . & 00) Direct Support	9,883,584.70	341	214,122.75	343	9,669,461.95	345	2,192,350.23		347	7,477,111.72	349
				TOTAL	128,727,585.01	365			TOTAL	117,861,014.81	369

e 1 - In Column 2, report expenditures for the following programs: Nonagency, Community Services, Food Services, Fringe Benefits for Retired Persons, and Facilities Acquisition & Construction.

e 2 - In Column 4, report expenditures for: Transportation, Lottery Expenditures, Special Education Students in Nonpublic Schools, and other federal or state categorical aid in which funds were granted for expenditures in a program not incurring any teacher salary expenditures or requiring disbursement of the funds without regard to the requirements of E.C. Section 41372.

RT II: MINIMUM CLASSROOM COMPENSATION (Function 1000-1999)	Object		EDP No.
Teacher Salaries as Per E.C. 41011	1100	64,290,320.39	375
Salaries of Instruct. Aides Per E.C. 41011	2100	2,847,909.79	380
STRS	3101 & 3102	5,259,638.28	382
PERS	3201 & 3202	256,286.14	383
OASDI - Regular, Medicare and Alternative	3301 & 3302	1,129,371.37	384
Health & Welfare Benefits - Teachers & Aides (E.C. 41372) (Include Health, Dental, Vision, Pharmaceutical, and Annuity Plans)	3401 & 3402	5,282,728.77	385
Unemployment Insurance for Teachers & Instruct. Aides	3501 & 3502	83,872.13	390
Workers' Compensation Insurance for Teachers and Instruct. Aides	3601 & 3602	1,260,398.39	392
Other Benefits (E.C. 22310)	3901 & 3902	138,512.00	393
SUB - TOTAL Salaries and Benefits (Sum Lines 1 - 9)		80,549,037.26	395
Less: Teacher and Instruct. Aide Salaries and Benefits deducted in Column 2		426,366.67	
Less: Teacher and Instruct. Aide Salaries and Benefits (other than Lottery) deducted in Column 4a		550,492.86	396
Less: Teacher and Instruct. Aide Salaries and Benefits (other than Lottery) deducted in Column 4b			396
TOTAL SALARIES AND BENEFITS		79,572,177.73	397
Percent of Current Cost of Education Expended for Classroom Compensation (EDP 397 divided by EDP 369) Line 14 must equal or exceed 60% for elementary, 55% for unified and 50% for high school districts to avoid penalty under provision of E.C. 41372		67.51%	
District is exempt from E.C. 41372 because it meets the provisions under E.C. 41374. (If exempt, enter 'X')			

B
pg. 109

	Direct Costs (Fund 01, Resource 2430, Goal 3550, Functions 1000-1999, 2000-3600, 3900, 4000-4999, 7700, 8100-8400, and 8700)	Object Codes	Program Costs
1	Certificated Salaries	1000-1999	243,838.24
2	Classified Salaries	2000-2999	85,301.08
3	Employee Benefits	3000-3999	62,549.12
4	Books and Supplies	4000-4999	1,834.91
5	Services and Other Operating Expenditures	5000-5999	13,978.40
6	Equipment & Replacement	6400, 6500	0.00
7	**Total Program Costs** (Sum of lines 1 through 6)		407,501.75

Compliance Calculation		Total Program
A.	Program Revenues (Fund 01, Resource 2430, Object 8091)	420,379.00
B.	Net Revenues* (equal to 90% of line A program revenues)	378,341.10
C.	Program Costs (in accordance with EC 48660.2 (a))	407,501.75
D.	Difference (line B minus line C; if positive, amount is subject to reduction in apportionment)	(29,160.65)

* Subject to verification by the California Department of Education

B
Pg. 110

cription	Object Codes	Unrestricted Lottery Dollars (Resource 1100)	Transferred to Other Resources for Expenditure	Restricted Lottery Dollars (Resource 6300)	Totals
REVENUES					
1. Beginning Balance	9791-9795	261,526.69		340,802.06	602,328.75
2. State Lottery Revenue	8560	2,188,078.22		260,363.40	2,448,441.62
3. Other Local Revenue	8600-8799	172.67		0.00	172.67
4. Contributions from Unrestricted Resources	8980	0.00			0.00
5. Total Available (Sum Lines A1 through A4)		2,449,777.58	0.00	601,165.46	3,050,943.04
EXPENDITURES					
1. Certificated Salaries	1000-1999	1,653,126.10			1,653,126.10
2. Classified Salaries	2000-2999	100,483.02			100,483.02
3. Employee Benefits	3000-3999	344,245.95			344,245.95
4. Books and Supplies	4000-4999	47,793.57		345,880.31	393,673.88
5. Services, Other Operating Expenses	5000-5999, except 5710, 5800	71,928.89			71,928.89
6. Duplicating Costs for Instructional Materials	5710, 5800	84.08			84.08
7. Capital Outlay	6000-6999	0.00			0.00
8. Tuition	7100-7199	0.00			0.00
9. Other Transfers Out	7200-7299	0.00			0.00
0. Direct Support Costs	7300-7399				0.00
1. Debt Service	7400-7499	0.00			0.00
2. Other Uses	7630-7699	0.00			0.00
3. Total Expenditures (Sum Lines B1 through B12)		2,217,661.61	0.00	345,880.31	2,563,541.92
ENDING BALANCE (Must equal Line A5 minus Line B13)	979Z	232,115.97	0.00	255,285.15	487,401.12

a from this report will be used to prepare a report to the Legislature as required by Control Section 24.60 of the Budget Act

B
9-11

Description	Form K-12 EDP No.	2002/03 Unaudited Actuals	2003/04 Budget
BASE REVENUE LIMIT			
1. Base Revenue Limit per ADA	025	4,634.28	
2. Inflation Increase	019	93.00	
3. All Other Adjustments	- - -		
4. TOTAL, BASE REVENUE LIMIT PER ADA (Sum lines 1 through 3)	024	4,727.28	0.00
TOTAL REVENUE LIMIT			
5. Total Base Revenue Limit			
a. Base Revenue Limit Per ADA (from line 4)	024	4,727.28	0.00
b. Total Revenue Limit ADA	033	19,568.64	
c. Total Base Revenue Limit (5a times 5b)	034	92,506,440.50	0.00
6. Necessary Small Elementary School Allowance	209		
7. Necessary Small High School Allowance	211		
8. Necessary Small Continuation High School Increase	058	110,038.00	
9. Gain or Loss from Interdistrict Attendance (PL 81-874)	045		
10. Unemployment Insurance Increase	960	86,560.00	
11. Meals for Needy Increase	370		
12. Less: Class Size Penalties	084		
13. Less: PERS Reduction (must agree with objects 8092 and 3800-3802, not applicable to Basic Aid districts)	085	1,504,639.52	
14. Less: Transfer of Special Education SDC Revenues to County Offices	121	1,082,049.04	
15. Less: Transfer of County Community School Revenues to County Offices	310	134,963.84	
16. Less: Transfer of County NPS/LCI Revenues to County Offices	315	74,388.89	
17. Core Program Revenue	181	352,418.00	
18. Remedial Programs	129	1,282,834.00	
19. Apprentice Allowance	087		
20. Community Day Schools	800	196,036.00	
21. Less: Revenue Limit Adjustment:			
a. Longer Day/Year Penalty	060		
b. Excess ROC/P Reserves	160		
22. Pupil Promotion and Retention and Low STAR Score (Grades 2-9)	070	170,961.00	
23. Elementary Intensive Reading (Grades K-4)	165	132,897.00	
24. Beginning Teacher Salary Incentive Funding	670	123,260.00	
25. Intensive Algebra Instruction Academics (Grades 7-8)	240	54,783.00	
26. Other Revenue Limit Adjustments	062		
27. Adjustment to Basic Aid Guarantee	223		
28. All Other Adjustments	- - -		
29. TOTAL, REVENUE LIMIT (Sum Lines 5c, 6 through 11, minus Lines 12 through 16, plus Lines 17 through 20, minus Lines 21a and b, plus Lines 22 through 28)		92,220,186.21	0.00

B
pg. 112

Description	Form K-12 EDP No.	2002/03 Unaudited Actuals	2003/04 Budget
REVENUE LIMIT - LOCAL SOURCES			
30. Charter Schools In-lieu Taxes	124		
31. Less: Property Taxes	117	21,596,568.90	
32. Less: Miscellaneous Taxes	118	3,820.37	
33. Less: Community Redevelopment Funds	125		
34. TOTAL REVENUE LIMIT - LOCAL SOURCES (Line 30 minus Lines 31 through 33)		(21,600,389.27)	0.00
35. Less: Charter Schools General Purpose Block Grant (Unified Districts Only)	123		
36. STATE AID ENTITLEMENT (Sum Lines 29 and 34, Minus Line 35)		70,619,796.94	0.00
37. BASIC AID ENTITLEMENT (For Basic Aid Districts only, Sum EDP 122, 223, 121, 310, 315, 181, 129, 070, 165, 240, 087, 700 and 800 of Form K-12)	- - -		
38. NET STATE AID - REVENUE LIMIT (Greater of Line 36 or Line 37)		70,619,796.94	
39. Less: Actual Revenue Limit State Apportionment Receipts (Apportionment Doc: Form K-12, Exhibit H, EDP 999)	- - -		
40. NET ACCRUAL TO STATE AID - REVENUE LIMIT (Line 38 minus Line 39)		70,619,796.94	

art I - Classroom Units

he following information is necessary to determine the percentage of plant maintenance & operations and facilities rents & eases attributable to "central administration" to include in the numerator of the indirect cost rate calculation.

.	Enter the classroom units for: Other General Administration (Functions 7200-7600), Data Processing Services (Function 7700) and Plant Maintenance and Operations (Functions 8100-8400)	23.44
.	Enter the classroom units for: Instruction (Functions 1000-1999), Pupil Transportation (Function 3600), Food Services (Function 3700), Community Services (Functions 5000-5999), and Board and Superintendent (Functions 7100-7180)	958.73
.	Total classroom units [A plus B]	982.17
.	Percentage of total classroom units attributable to other general administration, data processing services, and plant maintenance & operations [A divided by C]	2.39%

art II - Data Processing Services (General Fund)

he following information is necessary to determine if there are Data Processing Services in the Undistributed goals (0000 and 9000) at should be redistributed from indirect costs to base costs in the indirect cost rate calculation. Enter Data Processing ervices in goals 0000 and 9000 for the following support functions:

.	**Support Function (Non-Facilities)**	
1	Instruction-Related Services (Functions 2000-2999)	
2	Pupil Services (Functions 3000-3999)	56,651.00
3	Ancillary Services (Functions 4000-4999)	
4	Community Services (Functions 5000-5999)	
5	Board and Superintendent (Functions 7100-7180)	
6	Plant Maintenance and Operations (Functions 8100-8400)	
7	Total Support Function (Non-Facilities) [A1 through A6]	56,651.00
.	**Support Function (Facilities)**	
1	Facilities Acquisition and Construction (Function 8500)	
.	**Total** [A7 plus B1] (Cannot exceed total Data Processing Services in goals 0000 and 9000, Function 7700, Objects 1100-5900, 6400, 6500, and 7310-7350)	56,651.00

B
Pg. 1 of 14

art III - Indirect Cost Rate Calculation (General Fund, except for B10, B11, and B12)

A. Indirect Costs		
A1	Other General Administration (Functions 7200-7600, Objects 1100-5900, 6400, and 6500)	4,293,365.50
A2	Data Processing Services (goals 0000 and 9000, Function 7700, Objects 1100-5900, 6400, 6500, and 7310-7350, less Item C from Part II Data Processing Services)	778,810.66
A3	Plant Maintenance & Operations (Functions 8100-8400, Objects 1100-5900, 6400, and 6500, times Item D from Part I Classroom Units)	261,575.80
A4	Facilities Rents & Leases (Function 8700, Object 5600, times Item D from Part I Classroom Units)	365.46
A5	Total Indirect Costs [sum A1 through A4]	5,334,117.42
A6	Carry Forward Adjustment [A5 plus 2nd prior year carry forward adjustment of $-1,135,548.00, minus (2nd prior year indirect cost rate of 3.08% times B13)]	75,090.94
A7	Total Adjusted Indirect Costs [A5 plus A6]	5,409,208.36
B. Base Costs		
B1	Instruction (Functions 1000-1999, Objects 1100-5900, 6400, and 6500)	87,340,107.48
B2	Instruction-Related Services (Functions 2000-2999, Objects 1100-5900, 6400, and 6500)	16,583,955.19
B3	Pupil Services (Functions 3000-3999, Objects 1100-5900, 6400, and 6500)	10,147,933.30
B4	Ancillary Services (Functions 4000-4999, Objects 1100-5900, 6400, and 6500)	1,232,239.09
B5	Community Services (Functions 5000-5999, Objects 1100-5900, 6400, and 6500)	182,780.74
B6	Board and Superintendent (Functions 7100-7180, Objects 1100-5900, 6400, and 6500)	524,412.77
B7	Data Processing Services (Goals 0001-8999, Function 7700, Objects 1100-5900, 6400, 6500, and 7310-7350, plus item A7 from Part II Data Processing)	93,488.49
B8	Plant Maintenance & Operations (Functions 8100-8400, Objects 1100-5900, 6400, and 6500 minus A3)	10,683,018.42
B9	Facilities Rents & Leases (Function 8700, Object 5600, minus A4)	14,925.86
B10	Adult Education (Fund 11, Objects 1100-5900)	441,683.00
B11	Child Development (Fund 12, Objects 1100-5900)	633,705.27
B12	Cafeteria (Funds 13 and 61, Objects 1100-5900)	6,000,921.68
B13	Total Base Costs [sum B1 through B12]	133,879,171.29
C.	**Straight Indirect Cost Percentage Before Carry Forward Adjustment (For information only - not for use when claiming/recovering indirect costs)** [A5 divided by B13]	3.98%
D.	**Indirect Cost Rate (Fixed with carry-forward rate, for use in 2004/05)** [A7 divided by B13] (Subject to CDE approval)	4.04%

B
Pg. 115

Unaudited Actuals
2002/03
General Fund
Program Cost Report

Goal	Program/Activity	Direct Costs - Direct Charged (Schedule DCC) Column 1	Direct Costs - Allocated (Schedule AC) Column 2	Direct Costs - Subtotal (col. 1 + 2) Column 3	Central Admin Costs (col. 3 x Sch. CAC line E) Column 4	Other Costs (Schedule OC) Column 5	Total Costs by Program (col. 3 + 4 + 5) Column 6
Instructional Goals							
0001	Pre-Kindergarten	0.00	0.00	0.00	0.00		0.00
1110	Regular Education, K–12	75,841,489.58	26,115,286.88	101,956,776.46	4,128,871.27		106,085,647.73
3100	Alternative Schools	0.00	0.00	0.00	0.00		0.00
3200	Continuation Schools	1,647,764.08	423,493.48	2,071,257.56	83,878.25		2,155,135.81
3300	Independent Study Centers	553,045.12	41,047.25	594,092.37	24,058.54		618,150.91
3400	Opportunity Schools	398,057.94	0.00	398,057.94	16,119.87		414,177.81
3550	Community Day Schools	407,816.60	52,210.68	460,027.28	18,629.40		478,656.68
3700	Specialized Secondary Programs	0.00	0.00	0.00	0.00		0.00
3800	Vocational Education	133,739.81	0.00	133,739.81	5,415.97		139,155.78
4110	Regular Education, Adult	0.00	0.00	0.00	0.00		0.00
4610	Adult Independent Study Centers	0.00	0.00	0.00	0.00		0.00
4620	Adult Correctional Education	0.00	0.00	0.00	0.00		0.00
4630	Adult Vocational Education	0.00	0.00	0.00	0.00		0.00
4760	Bilingual	2,089,666.56	89,687.33	2,179,353.89	88,255.75		2,267,609.64
4850	Migrant Education	0.00	0.00	0.00	0.00		0.00
5000-5999	Special Education	14,351,108.33	3,061,881.18	17,412,989.51	705,161.49		18,118,151.00
6000	Regional Occupational Ctr/Prg (ROC/P)	0.00	0.00	0.00	0.00		0.00
7110	Nonagency - Educational	775,877.33	135,226.36	911,103.69	36,896.32		948,000.01
7150	Nonagency - Other	0.00	0.00	0.00	0.00		0.00
Other Goals							
8100	Community Services	374,830.12	17,457.36	392,287.48	15,886.19		408,173.67
8500	Child Care and Development Services	0.00	0.00	0.00	0.00		0.00
Other Costs							
----	Food Services					(4,702.14)	(4,702.14)
----	Enterprise					205,000.00	205,000.00
----	Facilities Acquisition & Construction					115,929.74	115,929.74
----	Other Outgo					1,716,681.89	1,716,681.89
Other Funds							
----	Adult Education, Child Development, Cafeteria		213,607.29	213,607.29	295,214.61		508,821.90
----	Indirect Costs Charged to Other Funds				(275,368.21)		(275,368.21)
----	**Total General Fund Expenditures**	96,573,395.47	30,149,897.81	126,723,293.28	5,143,019.45	2,032,909.49	133,899,222.22

General Fund
Program Cost Report
Schedule of Direct Charged Costs (DCC)

Goal	Type of Program	Instruction (Functions 1000-1999)	Supervision of Instruction (Functions 2100-2200)	Library, Media, Technology and Other Instructional Resources (Functions 2420-2495)	School Administration (Function 2700)	Pupil Support Services (Functions 3110-3160 and 3900)	Pupil Transportation (Function 3600)	Ancillary Services (Functions 4000-4999)	Community Services (Functions 5000-5999)	Data Processing Services (Function 7700)	Plant Maintenance and Operations (Functions 8100-8400)	Facilities Rents and Leases (Function 8700)	Total
Instructional Goals													
0001	Pre-Kindergarten	0.00	0.00	0.00	0.00	0.00	0.00	0.00		0.00	0.00	0.00	0.00
1110	Regular Education, K-12	71,529,008.21	2,783,931.39	32,658.21	112,578.84	52,736.07	15,614.10	1,221,370.28		33,797.37	58,595.11	1,200.00	75,841,489.58
3100	Alternative Schools	0.00	0.00	0.00	0.00	0.00	0.00	0.00		0.00	0.00	0.00	0.00
3200	Continuation Schools	1,361,282.46	0.00	16,079.25	202,337.35	12,946.60	0.00	0.00		0.00	55,118.42	0.00	1,647,764.08
3300	Independent Study Centers	505,787.69	0.00	0.00	47,197.43	60.00	0.00	0.00		0.00	0.00	0.00	553,045.12
3400	Opportunity Schools	0.00	387,189.13	0.00	0.00	0.00	0.00	10,868.81		0.00	0.00	0.00	398,057.94
3550	Community Day Schools	389,825.34	0.00	0.00	14,951.14	0.00	0.00	0.00		3,040.12	0.00	0.00	407,816.60
3700	Specialized Secondary Programs	0.00	0.00	0.00	0.00	0.00	0.00	0.00		0.00	0.00	0.00	0.00
3800	Vocational Education	104,538.83	9,101.49	0.00	0.00	20,099.49	0.00	0.00		0.00	0.00	0.00	133,739.81
4110	Regular Education, Adult	0.00	0.00	0.00	0.00	0.00	0.00	0.00		0.00	0.00	0.00	0.00
4610	Adult Independent Study Centers	0.00	0.00	0.00	0.00	0.00	0.00	0.00		0.00	0.00	0.00	0.00
4620	Adult Correctional Education	0.00	0.00	0.00	0.00	0.00	0.00	0.00		0.00	0.00	0.00	0.00
4630	Adult Vocational Education	0.00	0.00	0.00	0.00	0.00	0.00	0.00		0.00	0.00	0.00	0.00
4760	Bilingual	1,691,261.26	394,132.60	2,692.66	0.00	680.04	0.00	0.00		0.00	0.00	900.00	2,089,666.56
4850	Migrant Education	0.00	0.00	0.00	0.00	0.00	0.00	0.00		0.00	0.00	0.00	0.00
5000-5999	Special Education	11,299,277.60	552,189.80	0.00	37,004.17	841,415.34	1,621,221.42	0.00		0.00	0.00	0.00	14,351,108.33
6000	ROC/P	0.00	0.00	0.00	0.00	0.00	0.00	0.00		0.00	0.00	0.00	0.00
7110	Nonagency - Educational	459,126.09	244,847.57	9,741.29	0.00	62,162.38	0.00	0.00	0.00	0.00	0.00	0.00	775,877.33
7150	Nonagency - Other	0.00	0.00	0.00	0.00	0.00	0.00		0.00	0.00	0.00	0.00	0.00
Other Goals													
8100	Community Services	0.00	130,183.59	9,390.19	0.00	33,517.75	0.00		182,780.74	0.00	18,957.85	0.00	374,830.12
8500	Child Care and Development Services	0.00	0.00	0.00	0.00	0.00	0.00		0.00	0.00	0.00	0.00	0.00
Total Direct Charged Costs		87,340,107.48	4,501,575.57	70,561.60	414,068.93	1,023,617.67	1,636,835.52	1,232,239.09	182,780.74	36,837.49	132,671.38	2,100.00	96,573,395.47

Unaudited Actuals
2002/03
General Fund
Program Cost Report
Schedule of Allocated Costs (AC)

Goal	Type of Program	Allocated Costs (Based on factors input on Form PCRAF)				Total
		Full-Time Equivalents	Classroom Units	Pupils Transported	Work Stations	
Instructional Goals						
0001	Pre-Kindergarten	0.00	0.00	0.00	0.00	0.00
1110	Regular Education, K–12	13,971,115.72	9,386,131.25	2,535,366.78	222,673.13	26,115,286.88
3100	Alternative Schools	0.00	0.00	0.00	0.00	0.00
3200	Continuation Schools	239,442.30	139,830.63	39,084.76	5,135.79	423,493.48
3300	Independent Study Centers	41,047.25	0.00	0.00	0.00	41,047.25
3400	Opportunity Schools	0.00	0.00	0.00	0.00	0.00
3550	Community Day Schools	27,364.83	23,305.11	0.00	1,540.74	52,210.68
3700	Specialized Secondary Programs	0.00	0.00	0.00	0.00	0.00
3800	Vocational Education	0.00	0.00	0.00	0.00	0.00
4760	Bilingual	54,729.67	34,957.66	0.00	0.00	89,687.33
4850	Migrant Education	0.00	0.00	0.00	0.00	0.00
5000-5999	Special Education (allocated to 5001)	1,893,304.42	1,037,077.20	125,996.93	5,502.63	3,061,881.18
6000	ROC/P	0.00	0.00	0.00	0.00	0.00
7110	Nonagency - Educational	76,963.59	58,262.77	0.00	0.00	135,226.36
7150	Nonagency - Other	0.00	0.00	0.00	0.00	0.00
Other Goals						
8100	Community Services	0.00	17,457.36	0.00	0.00	17,457.36
8500	Child Care and Development Svcs.	0.00	0.00	0.00	0.00	0.00
Other Funds						
--	Adult Education (Fund 11)		69,829.43			69,829.43
--	Child Development (Fund 12)	85,515.09	58,262.77	0.00		143,777.86
--	Cafeteria (Funds 13 and 61)		0.00			0.00
Total Allocated Costs		16,389,482.87	10,825,114.18	2,700,448.47	234,852.29	30,149,897.81

A.	**Central Administration Costs in General Fund**	
1	Board and Superintendent (Fund 01, Functions 7100-7180, Objects 1000-7999)	524,412.77
2	Other General Administration (Fund 01, Functions 7200-7600, Objects 1100-5900, 6400 and 6500)	4,293,365.50
3	Central Administration Data Processing Services (from Form PCRAF, Column WS, Line A1)	600,609.37
4	Total Central Administration Costs in General Fund	5,418,387.64
B.	**Direct Charged and Allocated Costs in General Fund**	
1	Total Direct Charged Costs (from Form PCR, Column 1, Total)	96,573,395.47
2	Total Allocated Costs (from Form PCR, Column 2, Total)	30,149,897.81
3	Total Direct Charged and Allocated Costs in General Fund	126,723,293.28
C.	**Direct Charged Costs in Other Funds**	
1	Adult Education (Fund 11, Objects 1100-5900)	441,683.00
2	Child Development (Fund 12, Objects 1100-5900)	633,705.27
3	Cafeteria (Funds 13 & 61, Objects 1100-5900)	6,000,921.68
4	Total Direct Charged Costs in Other Funds	7,076,309.95
D.	**Total Direct Charged and Allocated Costs (B3 + C4)**	133,799,603.23
E.	**Ratio of Central Administration Costs to Direct Charged and Allocated Costs (A4/D)**	4.05%

Unaudited Actuals
2002/03
General Fund
Program Cost Report
Schedule of Other Costs (OC)

Type of Activity	Food Services (Function 3700)	Enterprise (Function 6000)	Facilities Acquisition & Construction (Function 8500)	Other Outgo (Functions 9000-9999)	Total
Food Services (Objects 1100-5900, 6400, 6500 and 7350)	(4,702.14)				(4,702.14)
Enterprise (Objects 1100-5900, 6400 and 6500)		205,000.00			205,000.00
Facilities Acquisition & Construction (Objects 1100-6500)			115,929.74		115,929.74
Other Outgo (Objects 1000-7999)				1,716,681.89	1,716,681.89
Total Other Costs	(4,702.14)	205,000.00	115,929.74	1,716,681.89	2,032,909.49

General Fund
Program Cost Report
Schedule of Allocation Factors (AF)

	Teacher Full-Time Equivalents				Classroom Units		Pupils Transported	Work Stations
	Supervision of Instruction (Functions 2100-2200)	Library, Media, Technology and Other Instructional Resources (Functions 2420-2495)	School Administration (Function 2700)	Pupil Support Services (Functions 3100-3199 & 3900)	Plant Maintenance and Operations (Functions 8100-8400)	Facilities Rents and Leases (Function 8700)	Pupil Transportation (Function 3600)	Data Processing Services (Function 7700)
A. Amount of Undistributed Expenditures, Fund 01, Goals 0000 and 9000 (will be allocated based on factors input)	2,968,481.93	1,683,532.12	6,945,735.04	4,791,733.78	10,811,922.84	13,191.32	2,700,448.47	835,461.66
1. Undistributed Data Processing Services costs attributable to central administration								600,609.37
2. Enter amount of undistributed DP expenditures to be allocated (if any)								234,852.29
B. Enter Allocation Factor(s) by Goal: (Note: Allocation factors are only needed for a column if there are undistributed expenditures in line A or line A2.)	FTE Factor(s)	FTE Factor(s)	FTE Factor(s)	FTE Factor(s)	CU Factor(s)	CU Factor(s)	PT Factor(s)	WS Factor(s)
Instructional Goals **Description**								
0001 Pre-Kindergarten								
1110 Regular Education, K–12	816.88	816.88	816.88	816.88	805.50	805.50	4,930.00	3,035.00
3100 Alternative Schools								
3200 Continuation Schools	14.00	14.00	14.00	14.00	12.00	12.00	76.00	70.00
3300 Independent Study Centers	2.40	2.40	2.40	2.40				
3400 Opportunity Schools								
3550 Community Day Schools	1.60	1.60	1.60	1.60	2.00	2.00		21.00
3700 Specialized Secondary Programs								
3800 Vocational Education								
4760 Bilingual	3.20	3.20	3.20	3.20	3.00	3.00		
4850 Migrant Education								
5000-5999 Special Education (allocated to 5001)	110.70	110.70	110.70	110.70	89.00	89.00	245.00	75.00
6000 ROC/P								
7110 Nonagency - Educational	4.50	4.50	4.50	4.50	5.00	5.00		
7150 Nonagency - Other								
Other Goals **Description**								
8100 Community Services					1.50			
8500 Child Care and Development Services								
Other Funds **Description**								
-- Adult Education (Fund 11)					6.00			
-- Child Development (Fund 12)	5.00	5.00	5.00	5.00	5.00	5.00		
-- Cafeteria (Funds 13 & 61)								
C. Total Allocation Factors	958.28	958.28	958.28	958.28	929.00	921.50	5,251.00	3,201.00

Home-to-School and Severely Handicapped/Orthopedically Handicapped

Description	EDP No.	Home-to-School	SH/OH	Total
SCHEDULE I - PUPIL TRANSPORTATION DATA				
A. Number of buses used (Home-to-School: SP2, Col. 1, Line D1 + SR, Total Column, Line B1) (SH/OH: SP2, Col. 2, Line D1 + SR, Total Column, Line B2)	---/006/008	38.0	51.0	89.0
B. 1. Pupils transported daily one way (Home-to-School: SP1, Col. 1, Line 1 + SR, Total Column, Line A1) (SH/OH: SP1, Col. 1, Line 1 + SR, Total Column, Line A5)	---/---/020	5,011	474	5,485
2. Total pupil days (Home-to-School: SP1, Col. 6, Line 1 + SR, Total Column, Line A4) (SH/OH: SP1, Col. 6, Line 1 + SR, Total Column, Line A7)	---/022/021	902,036	91,284	993,320
3. Pupils with transportation in IEP (Home-to-School: SP1, Col. 2, Line 1 + SR, Total Column, Line A2) (SH/OH: SP1, Col. 1, Line 1 + SR, Total Column, Line A5)	---/024/023	114	474	588
C. Miles to/from school (Home-to-School: SP2, Col. 3, Line D1 + SR, Total Col., Line B3) (SH/OH: SP2, Col. 4, Line D1 + SR, Total Col., Line B4)	---/033&063 030&060	504,430.0	640,156.0	1,144,586.0
SCHEDULE II - EQUALIZATION FUNDING DATA				
A. Equalization funding (EC Section 41863) if funds appropriated for 2003-04				
1. If, during 2002-03, the district's home-to-school cost per mile is above the statewide average cost per mile due to weather-related and/or terrain-related conditions, enter 1 for each condition that applies:				
a. Snow and ice create roadway and safety problems	151	0		
b. Fifty percent or more of publicly maintained roads in the district are considered to be curves	161	0		
c. There are changes in elevation of 2,000 feet or more on publicly maintained roads in the district	171	0		
2. Amount of funding spent for transportation costs associated with court-ordered or voluntary desegregation programs. (Resources 7045, 7040, 7035)	170	0.00		
SCHEDULE III - COST DATA				
(Home-to-School: Unless otherwise specified, Fund 01, Resources 1100, 7035, 7040, 7045, 7230 and 7235, Function 3600)				
(SH/OH: Unless otherwise specified, Fund 01, Resource 7240, Function 3600)				
A. Classified Salaries & Benefits (Objects 2100-2999, 3102, 3202, 3302, 3402, 3502, 3602, 3702, 3802 and 3902)		2,143,371.74	580,833.60	
B. Books & Supplies (Objects 4200, 4300 and 4400)		236,349.40	58,261.45	
C. 1. Travel/Conferences & Dues/Memberships (Objects 5200 and 5300)		125.00	0.00	
2. Insurance (Objects 5400 and 5450)		12,321.00	8,325.00	
3. Rentals, Leases, Repairs, and Noncapitalized Improvements (Object 5600)		25,435.99	0.00	
a. Enter amount of line 3 used for rental/lease expenses including buses		4,051.80	0.00	
b. Enter amount of line 3 used for repairs/maintenance by private contractor	---/---/002	21,384.19	0.00	21,384.19
c. Enter amount of line 3 used for repairs/maintenance by another district/county office/JPA (also complete Schedule SR)		0.00	0.00	
4. Interprogram/Interfund Transfers (Objects 5710 and 5750)		(293,410.41)	50,067.70	
a. Enter the amount of line 4 used for transportation transferred in (key as positive)		2,046.90	50,067.70	
b. Enter the amount of line 4 used for transportation transferred out (key as negative)		(295,457.31)	0.00	
c. Enter the amount of line 4 used for "other" miles transferred out (key as negative)		0.00	0.00	
d. Enter the amount of line 4 used for non-transportation transferred out (key as negative)		0.00	0.00	

Description	EDP No.	Home-to-School	SH/OH	Total
5. Other Services and Operating Expenditures (Object 5800) (Contracts for repairs should be charged to Object 5600)		74,020.96	923,733.67	
a. Enter amount of line 5 used for payments to other districts/county offices/JPAs for transportation services (also complete Schedule SR)		0.00	0.00	
b. Enter amount of line 5 used for payments to private contractors	---/---/003	43,384.46	918,513.67	961,898.13
c. Enter amount of line 5 used for payments to common carriers & parents in-lieu of transportation		0.00	5,040.00	
d. Enter amount of line 5 used for other services and operating expenses		30,636.50	180.00	
6. Communications (Object 5900)		1,317.33	0.00	
7. Total (Lines C1, C2, C3, C4, C5 and C6)		(180,190.13)	982,126.37	
D. Capital Outlay, Lease Purchase & Debt Service (Home-to-School: Funds 01, 15 & 18, all Resources except 7240, Function 3600, Objects 6400 & 6500, plus Fund 01, Resources 7230, 7235 and 7236, Functions 9000-9100, Objects 7438 and 7439, plus Funds 15 & 18, all Resources except 7240, Functions 9000-9100, Objects 7438 and 7439, minus Fund 01, Resources 7230 and 7235, Object 8972, minus Funds 15 & 18, all Resources except 7240, Object 8972) (SH/OH: Funds 01, 15 & 18, Resource 7240, Function 3600, Objects 6400 & 6500, plus Funds 01, 15 and 18, Resource 7240, Functions 9000-9100, Objects 7438 and 7439, minus Funds 01, 15 & 18, Resource 7240, Object 8972)		480,833.40	0.00	
1. Enter amount of line D used for bus acquisition and replacement		480,833.40	0.00	
2. Enter amount of line D used for equipment replacement other than buses		0.00	0.00	
3. If any portion of line D1 is for SH/OH, enter that amount on this line as a decrease to Home-to-School and an increase to SH/OH		0.00	0.00	
E. Subtotal, Direct Costs (Lines A, B, C7, D and D3)		2,680,364.41	1,621,221.42	
F. Direct Support Costs				
1. Centralized Data Processing (Fund 01, Resource 7230 (HtoS) or Resource 7240 (SH/OH), Function 7700, Object 7310)		0.00	0.00	
2. Plant Maintenance & Operations and Facilities (Fund 01, Resource 7230 (HtoS) or 7240 (SH/OH), Functions 8100-8400 and 8700, Objects 2000-5999, 6400, 6500 and 7310)		0.00	0.00	
G. Total, Direct and Direct Support Costs (Lines E, F1 and F2)	---/---/096	2,680,364.41	1,621,221.42	4,301,585.83
H. Reconciliation Amounts				
1. Less: Enter amount charged to 2002-03 that was for 2001-02		0.00	0.00	
2. Less: Enter amount charged to 2002-03 that was prepayment for 2003-04		0.00	0.00	
3. Enter amount charged to 2003-04 that was for 2002-03		0.00	0.00	
4. Enter amount charged to 2001-02 that was for 2002-03		0.00	0.00	
5. Total, Reconciliation Amounts (Lines H3 and H4 minus lines H1 and H2)		0.00	0.00	
I. Enter unallowed costs charged to other districts or county offices for future capital expenditures (Provider only)				
J. Total, Transportation Expenditures (Lines G, H5 and I)	---/---/094	2,680,364.41	1,621,221.42	4,301,585.83
K. Reimbursement from other districts/county offices/private schools/agencies for transportation expenditures included in Line J (Fund 01, Resource 7230 (HtoS) or 7240 (SH/OH), Objects 8677 and 8699)	---/---/099	0.00	0.00	0.00
1. Enter amount of Line K that represents reimbursements other than for transportation services (i.e., fuel tax reimbursement, insurance recovery, bus trade - in or sale, prior year refunds, etc.)		0.00	0.00	
L. Subtotal, Pupil Transportation Costs (Line J minus line K plus line K1)		2,680,364.41	1,621,221.42	
M. Indirect Costs (Line L times approved indirect cost rate of 3.08%)	---/---/097	82,555.22	49,933.62	132,488.84
N. Total, Pupil Transportation Expense (Lines L and M)	---/101/100	2,762,919.63	1,671,155.04	4,434,074.67

B
Pg. 123

Description	EDP No.	Home-to-School	SH/OH	Total
SCHEDULE IV - ALLOWABLE TRANSPORTATION EXPENSE				
A. Total, Pupil Transportation Expense (Schedule III, Line N)		2,762,919.63	1,671,155.04	
B. Enter deduction for increased cost of court ordered transportation (Los Angeles Unified, San Bernardino Unified and San Diego Unified only)				
C. Deduction for bus acquisition and replacement				
1. Services Provided (Home-to-School: SP3, Col. 2A, Line 1) (SH/OH: SP4, Col. 2A, Line 1)		480,833.40	0.00	
2. Services Received (Home-to-School: SR, Total Column, Line C2a) (SH/OH: SR, Total Column, Line D2a)		0.00	0.00	
3. Less: Enter bus acquisition and replacement amount included in deduction taken on line B				
D. Deduction for payments to common carriers & parents in-lieu of transportation				
1. Services Provided (Home-to-School: SP3, Col. 3, Line 1) (SH/OH: SP4, Col. 3, Line 1)		0.00	5,040.00	
2. Services Received (Home-to-School: SR, Total Column, Line C3) (SH/OH: SR, Total Column, Line D3)		0.00	0.00	
3. Less: Enter in-lieu payment amount included in deduction taken on line B				
E. Deduction for unallowable costs				
1. Services Received (Home-to-School: SR, Total Column, Line C4) (SH/OH: SR, Total Column, Line D4)		0.00	0.00	
2. Less: Enter unallowable costs amount included in deduction taken on line B				
F. Total Deductions (Lines B, C1, C2, D1, D2, and E1 minus lines C3, D3, and E2)		480,833.40	5,040.00	
G. Bus Operating Expense (Line A minus line F)	110/111	2,282,086.23	1,666,115.04	
H. Cost Per Mile (Line G divided by Sch. I, Line C)	120/121	4.524	2.603	
I. Add payments to common carriers & to parents in-lieu of transportation (Lines D1 and D2 minus line D3)		0.00	5,040.00	
J. Add bus acquisition & replacement expense (Home-to-School: Lines C1 and C2 minus line C3, plus SR, Total Column, Line C2b) (SH/OH: SR, Total Column, Line D2b)	093/092	480,833.40	0.00	
K. Approved Transportation Expense (Lines G, I and J)	130/133	2,762,919.63	1,671,155.04	
L. Approved Non-SH/OH Special Education Home-to-School Transportation Expense				
1. Calculated Expense (Sch. IV, Col. 1, Line K divided by Sch. I, Col. 1., Line B1 times Sch. I, Col. 1, Line B3)	132c	62,856.28		
2. Actual Expense (If more accurate data exists, enter amount here)	132a			

Contact: CINDY LEE

Agency: JURUPA UNIFIED SCHOOL DISTRICT

Title: ACCOUNTING TECHNICIAN

Telephone Number: 909-360-4111

Schedule of Services Provided (Schedule SP1) - Pupil Data

INSTRUCTIONS: Complete Schedule SP1 if your LEA transported pupils to and from school using your drivers or a private contractor; do not include pupil data for field trips, athletic trips, summer school, ROC/P, Cal-SAFE County Classroom, migrant education, pre-school, Head Start, Indian education, community schools, Title I, or other similar programs. Transportation for these pupils is considered "other miles" and the pupils are not counted. (See the SACS Instruction Manual for additional guidelines to complete pupil data.)

Description	HOME-TO-SCHOOL TRANSPORTATION					
	Regular Year			Extended Year (IEP Required)		Combined
District, county office or other agency receiving service (including your agency):	Column 1 Pupils Transported Daily One-Way	Column 2 Pupils in Col. 1 with Transportation in IEP	Column 3 Days Pupils Transported	Column 4 Pupils Transported Daily One-Way	Column 5 Days Pupils Transported	Column 6 Total Pupil Days (Cols. 1x3 plus Cols. 4x5)
1. Jurupa Unified	5,011	114	180	2	28	902,036
Recipient Agencies:						
2.						0
3.						0
4.						0
5.						0
6.						0
7.						0
8.						0
9.						0
10.						0
TOTALS	5,011	114		2		902,036

Description	SH/OH TRANSPORTATION					
	Regular Year			Extended Year (IEP Required)		Combined
District, county office or other agency receiving service (including your agency):	Column 1 Pupils Transported Daily One-Way	Column 2 Pupils in Col. 1 with Transportation in IEP	Column 3 Days Pupils Transported	Column 4 Pupils Transported Daily One-Way	Column 5 Days Pupils Transported	Column 6 Total Pupil Days (Cols. 1x3 plus Cols. 4x5)
1. Jurupa Unified	474		180	213	28	91,284
Recipient Agencies:						
2.						0
3.						0
4.						0
5.						0
6.						0
7.						0
8.						0
9.						0
10.						0
TOTALS	474			213		91,284

Annual Report of Pupil Transportation
Schedule of Services Provided (Schedule SP2) - Bus and Mileage Data

INSTRUCTIONS: Complete Schedule SP2 if your LEA transported pupils to and from school using your drivers or a private contractor; do not include "other" miles (See the SACS Instruction Manual for additional guidelines to complete bus and mileage data.)

Note: Prorate buses and miles between Home-to-School and SH/OH if used for both. Do not include buses and miles provided by another district, COE or JPA (these should be included on Schedule SR). For the number of buses used, do not include stand-by buses; for miles traveled, include miles put on stand-by buses.	- - - - Number of Buses Used - - - -		- - - - - Miles Traveled - - - - -	
	Column 1 Home-to-School Program	Column 2 SH/OH Program	Column 3 Home-to-School Program	Column 4 SH/OH Program
A. District/county/JPA buses (owned or leased)	37.0	25.0	496,969.0	274,581.0
B. Private Contractor buses	1.0	26.0	7,461.0	365,575.0
C. TOTALS (must match line E)	38.0	51.0	504,430.0	640,156.0
D. Enter district, county, or other agency, along with share of data in line C, to the nearest one-tenth bus and mile				
1. Jurupa Unified	38.0	51.0	504,430.0	640,156.0
Recipient Agencies:				
2.				
3.				
4.				
5.				
E. TOTALS (must match line C)	38.0	51.0	504,430.0	640,156.0



Annual Report of Pupil Transportation
Schedule of Services Provided (Schedule SP3) - Details of Expenditures by Agency

INSTRUCTIONS: Complete Schedule SP3 if your LEA had Home-to-School transportation expenditures.
(See the SACS Instruction Manual for additional guidelines to complete expenditure data.)

Agency Name	Home-to-School Transportation				
	Total Cost of Transportation	Bus Acquisition and Replacement		Payments to Common Carriers & Parents In-Lieu	Unallowable Costs
	Column 1	Column 2A Current Year	Column 2B Prior Year	Column 3	Column 4
TRAN Schedule:	III	IV	IV	IV	IV
Line Reference for Provider:	L	C1	-	D1	-
Line Reference for Recipient:	C3c plus C5a	C2	J	D2	E1
Provider Agency: 1. Jurupa Unified	2,680,364.41	480,833.40		0.00	
Recipient Agencies (district, county, JPA, or other):					
2.					
3.					
4.					
5.					
TOTALS (Must equal Form TRAN totals shown below)	2,680,364.41	480,833.40	0.00	0.00	0.00
Totals from Form TRAN, Schedule III, Home-to-School Column (Column 1=line J; columns 2A/2B=lines D1 plus D3; column 3=line C5c; column 4=line I)	2,680,364.41	480,833.40		0.00	0.00

Annual Report of Pupil Transportation
Schedule of Services Provided (Schedule SP4) - Details of Expenditures by Agency

INSTRUCTIONS: Complete Schedule SP4 if your LEA had SH/OH transportation expenditures.
(See the SACS Instruction Manual for additional guidelines to complete expenditure data.)

	---Severely Handicapped / Orthopedically Handicapped---				
Agency Name	Total Cost of Transportation	Bus Acquisition and Replacement		Payments to Common Carriers & Parents In-Lieu	Unallowable Costs
	Column 1	Column 2A Current Year	Column 2B Prior Year	Column 3	Column 4
TRAN Schedule:	III	IV	IV	IV	IV
Line Reference for Provider:	L	C1	-	D1	-
Line Reference for Recipient:	C3c plus C5a	C2	J	D2	E1
Provider Agency: 1. Jurupa Unified	1,621,221.42	0.00		5,040.00	
Recipient Agencies (district, county, JPA, or other):					
2.					
3.					
4.					
5.					
TOTALS (Must equal Form TRAN totals shown below)	1,621,221.42	0.00	0.00	5,040.00	0.00
Totals from Form TRAN, Schedule III, SH/OH Column (Column 1=line J; columns 2A/2B=lines D1 plus D3; column 3=line C5c; column 4=line I)	1,621,221.42	0.00		5,040.00	0.00

JURUPA UNIFIED SCHOOL DISTRICT

09/02/03

2003/04 BUDGET REVISION - Based on 2003-04 State Adopted Budget

Unrestricted

Description	Account Codes	2003/04 Adopted Budget	*State Budget Revisions*	*JUSD Budget Revisions*	*2003/04 Revised Budget*
A. REVENUES					
1) Revenue Limit Sources	8010 - 8099	90,115,803	90,021	0	90,205,824
2) Federal Revenues	8100 - 8299	687,176	0	0	687,176
3) Other State Revenues	8300 - 8599	6,836,019	0	0	6,836,019
4) Other Local Revenues	8600 - 8799	240,969	0	0	240,969
5) TOTAL REVENUES		97,879,967	90,021	0	97,969,988
B. EXPENDITURES					
1) Certificated Salaries	1000 - 1999	59,667,375	0	8,088	59,675,463
2) Classified Salaries	2000 - 2999	11,228,301	0	33,840	11,262,141
3) Employee Benefits	3000 - 3999	16,976,046	0	6,976	16,983,022
4) Books & Supplies	4000 - 4999	2,020,907	0	0	2,020,907
5) Services, Other Exp.	5000 - 5999	5,856,518	0	15,160	5,871,678
6) Capital Outlay	6000 - 6999	0	0	0	0
7) Other Outgo	7100 - 7299	221,465	0	10,761	232,226
8) Dir. Supp./Ind. Costs	7300 - 7399	(593,110)	0	0	(593,110)
9) TOTAL EXPENDITURES		95,377,502	0	74,825	95,452,327
C. EXCESS (DEFIC.) OF REVENUES OVER EXPEND.		2,502,465	90,021	(74,825)	2,517,661
D. OTHER FINANCING SOURCES/USES					
1) Interfund Transfers					
a) Transfers In	8910 - 8929	0	0	0	0
b) Transfers Out	7610 - 7629	0	0	0	0
2) Other Sources/Uses					
a) Sources	8930 - 8979	0	0	0	0
b) Uses	7630 - 7699	0	0	0	0
3) Contrib. to Rest. Pgm.	8980 - 8999	(5,399,011)	0	(152,695)	(5,551,706)
4) TOTAL OTHER FIN. SOURCES/USES		(5,399,011)	0	(152,695)	(5,551,706)

Description	Account Codes	2003/04 Adopted Budget	*State Budget Revisions*	*JUSD Budget Revisions*	*2003/04 Revised Budget*
E. NET INC. (DEC.) IN		(2,896,546)	90,021	(227,520)	(3,034,045)
FUND BALANCE					
F. FUND BALANCE, RESERVES					
1) Beginning Balance					
a) As of July 1 - Unaud.	9791	7,186,860	0	154,130	7,340,990
b) Audit Adjust.	9792	0	0	0	0
c) As of July 1, Aud.					
	9793	0	0	0	0
e) Net Beginning Bal.		7,186,860	0	154,130	7,340,990
2) Ending Balance, June 30		4,290,314	90,021	(73,390)	4,306,945
Components of Ending Fund Balance					
a) Reserved Amounts					
Revolving Cash	9611	2,500	0	0	2,500
Stores	9612	287,610	0	(4,745)	282,865
Prepaid Expend.	9613				
Other	9619				
Gen. Reserve(EC 42124)	9630				
Legally Restricted	9640				
b) Designated Amounts					
Desig. for					
Economic Uncertainties	9710	4,000,204	90,021	(68,645)	4,021,580
Designated For -	9720 - 9789				
Carryover - Allocations, Grants and	9720				0
Donations	9760				
	9730				
	9740				
c)Unapprop. Amt.	9790				

JURUPA UNIFIED SCHOOL DISTRICT

09/02/03

2003/04 BUDGET REVISION - Based on 2003-04 State Adopted Budget

Restricted

Description	Account Codes	2003/04 Adopted Budge	*State Budget Revisions*	*JUSD Budget Revisions*	*2003/04 Revised Budget*
A. REVENUES					
1) Revenue Limit Sources	8010 - 8099	3,346,925	0	0	3,346,925
2) Federal Revenues	8100 - 8299	10,095,614	0	0	10,095,614
3) Other State Revenues	8300 - 8599	8,509,758	0	0	8,509,758
4) Other Local Revenues	8600 - 8799	8,383,685	0	0	8,383,685
5) TOTAL REVENUES		30,335,982	0	0	30,335,982
B. EXPENDITURES					
1) Certificated Salaries	1000 - 1999	11,832,584	0	0	11,832,584
2) Classified Salaries	2000 - 2999	7,270,121	0	0	7,270,121
3) Employee Benefits	3000 - 3999	4,713,835	0	0	4,713,835
4) Books & Supplies	4000 - 4999	7,350,659	0	62,695	7,413,354
5) Services, Other Exp.	5000 - 5999	4,248,866	0	90,000	4,338,866
6) Capital Outlay	6000 - 6999	43,014	0	0	43,014
7) Other Outgo	7100 - 7299	13,879	0	0	13,879
8) Dir. Supp./Ind. Costs	7300 - 7399	303,896	0	0	303,896
9) TOTAL EXPENDITURES		35,776,854	0	152,695	35,929,549
C. EXCESS (DEFIC.) OF REVENUES OVER EXPEND.		(5,440,872)	0	(152,695)	(5,593,567)
D. OTHER FINANCING SOURCES/USES					
1) Interfund Transfers					
a) Transfers In	8910 - 8929	48,000	0	0	48,000
b) Transfers Out	7610 - 7629	1,563,541	0	0	1,563,541
2) Other Sources/Uses					
a) Sources	8930 - 8979	0	0	0	0
b) Uses	7630 - 7699	0	0	0	0
3) Contrib. to Rest. Pgm.	8980 - 8999	5,399,011	0	152,695	5,551,706
4) TOTAL OTHER FIN. SOURCES/USES		3,883,470	0	152,695	4,036,165

C pg. 3

Description	Account Codes	2003/04 Adopted Budge	*State Budget Revisions*	*JUSD Budget Revisions*	*2003/04 Revised Budget*
E. NET INC. (DEC.) IN		(1,557,402)	0	0	(1,557,402)
FUND BALANCE					
F. FUND BALANCE, RESERVES					
1) Beginning Balance					
a) As of July 1 - Unaud.	9791	1,557,402	0	0	1,557,402
b) Audit Adjust.	9792	0	0	0	
c) As of July 1, Aud.					
	9793	0	0	0	
e) Net Beginning Bal.		1,557,402	0	0	1,557,402
2) Ending Balance, June 30		0	0	0	0
Components of Ending Fund Balance					
a) Reserved Amounts					
Revolving Cash	9611				
Stores	9612				
Prepaid Expend.	9613				
Other	9619				
Gen. Reserve(EC 42124)	9630				
Legally Restricted	9640				0
b) Designated Amounts					
Desig. for					
Economic Uncertainties	9710	0	0	0	0
Designated For -	9720 - 9789				
Carryover - Allocations, Grants and	9720				
Donations	9760				
	9730				
	9740				
c)Unapprop. Amt.	9790				

JURUPA UNIFIED SCHOOL DISTRICT

09/02/03

2003/04 BUDGET REVISION - Based on 2003-04 State Adopted Budget

Combined

Description	Account Codes	2003/04 Adopted Budget	*State Budget Revisions*	*JUSD Budget Revisions*	*2003/04 Revised Budget*
A. REVENUES					
1) Revenue Limit Sources	8010 - 8099	93,462,728	90,021	0	93,552,749
2) Federal Revenues	8100 - 8299	10,782,790	0	0	10,782,790
3) Other State Revenues	8300 - 8599	15,345,777	0	0	15,345,777
4) Other Local Revenues	8600 - 8799	8,624,654	0	0	8,624,654
5) TOTAL REVENUES		128,215,949	90,021	0	128,305,970
B. EXPENDITURES					
1) Certificated Salaries	1000 - 1999	71,499,959	0	8,088	71,508,047
2) Classified Salaries	2000 - 2999	18,498,422	0	33,840	18,532,262
3) Employee Benefits	3000 - 3999	21,689,881	0	6,976	21,696,857
4) Books & Supplies	4000 - 4999	9,371,566	0	62,695	9,434,261
5) Services, Other Exp.	5000 - 5999	10,105,384	0	105,160	10,210,544
6) Capital Outlay	6000 - 6999	43,014	0	0	43,014
7) Other Outgo	7100 - 7299	235,344	0	10,761	246,105
8) Dir. Supp./Ind. Costs	7300 - 7399	(289,214)	0	0	(289,214)
9) TOTAL EXPENDITURES		131,154,356	0	227,520	131,381,876
C. EXCESS (DEFIC.) OF REVENUES OVER EXPEND.		(2,938,407)	90,021	(227,520)	(3,075,906)
D. OTHER FINANCING SOURCES/USES					
1) Interfund Transfers					
a) Transfers In	8910 - 8929	48,000	0	0	48,000
b) Transfers Out	7610 - 7629	1,563,541	0	0	1,563,541
2) Other Sources/Uses					
a) Sources	8930 - 8979	0	0	0	0
b) Uses	7630 - 7699	0	0	0	0
3) Contrib. to Rest. Pgm.	8980 - 8999	0	0	0	0
4) TOTAL OTHER FIN. SOURCES/USES		(1,515,541)	0	0	(1,515,541)

C
Pg. 5

Description	Account Codes	2003/04 Adopted Budget	*State Budget Revisions*	*JUSD Budget Revisions*	*2003/04 Revised Budget*
E. NET INC. (DEC.) IN		(4,453,948)	90,021	(227,520)	(4,591,447)
FUND BALANCE					
F. FUND BALANCE, RESERVES					
1) Beginning Balance					
a) As of July 1 - Unaud.	9791	8,744,262	0	154,130	8,898,392
b) Audit Adjust.	9792	0	0	0	0
c) As of July 1, Aud.					
	9793				
e) Net Beginning Bal.		8,744,262	0	154,130	8,898,392
2) Ending Balance, June 30		4,290,314	90,021	(73,390)	4,306,945
Components of Ending Fund Balance					
a) Reserved Amounts					
Revolving Cash	9611	2,500	0	0	2,500
Stores	9612	287,610	0	(4,745)	282,865
Prepaid Expend.	9613	0	0	0	0
Other	9619	0	0	0	0
Gen. Reserve(EC 42124)	9630	0	0	0	0
Legally Restricted	9640	0	0	0	0
b) Designated Amounts					
Desig. for					
Economic Uncertainties	9710	4,000,204	90,021	(68,645)	4,021,580
Designated For -	9720 - 9789				
Carryover - Allocations, Grants and	9720	0	0	0	0
Donations	9760	0	0	0	0
	9730	0	0	0	0
	9740	0	0	0	0
c)Unapprop. Amt.	9790	0	0	0	0

REQUIRED RESERVE (3 %)		3,981,537	0	6,826	3,988,363
OVER/(SHORT) REQUIRED RESERVE		18,667	90,021	(75,471)	33,217

RESOLUTION NO. 2004/11

RESOLUTION OF THE BOARD OF EDUCATION OF JURUPA UNIFIED SCHOOL DISTRICT DECLARING INTENTION TO ANNEX TERRITORY TO COMMUNITY FACILITIES DISTRICT NO. 3 OF JURUPA UNIFIED SCHOOL DISTRICT

WHEREAS, the Board of Education (the "Board of Education") of Jurupa Unified School District (the "District") has heretofore conducted proceedings for the establishment of and has established Community Facilities District No. 3 of Jurupa Unified School District, County of Riverside, State of California (the "Community Facilities District"), and the Community Facilities District has been authorized (i) to incur a bonded indebtedness in an amount not to exceed $5,000,000 for financing certain public school facilities of the District and certain other facilities and (ii) to levy special taxes within the Community Facilities District to pay debt service on such bonded indebtedness; and

WHEREAS, it is necessary that certain parcels of property be annexed to the Community Facilities District in order that they may be developed and receive the benefit of the facilities which will be financed with the proceeds of the bonds of the Community Facilities District; and

WHEREAS, the Board of Education is authorized by Article 3.5 (commencing with Section 53339) of Chapter 2.5 of Part 1 of Division 2 of Title 5 of the Government Code, commonly know as the "Mello-Roos Community Facilities Act of 1982," to annex territory to the Community Facilities District by complying with the procedures set forth in said Article 3.5;

NOW, THEREFORE, BE IT RESOLVED, DETERMINED AND ORDERED BY THE BOARD OF EDUCATION OF JURUPA UNIFIED SCHOOL DISTRICT AS FOLLOWS:

Section 1. Intention. The Board of Education declares its intention to conduct proceedings pursuant to said Article 3.5 for the annexation to the Community Facilities District of the territory described and shown on the Annexation Map (identified in Section 3 hereof). The Board of Education determines that the public convenience and necessity require that such territory be annexed to the Community Facilities District.

Section 2. Name of District. The name of the existing Community Facilities District is Community Facilities District No. 3 of Jurupa Unified School District, County of Riverside, State of California.

Section 3. Description of Territory Proposed To Be Annexed; Annexation Map. The territory in the existing Community Facilities District is described on the amended map of the boundaries of the Community Facilities District recorded on May 29, 2002 in Book 51 of Maps of Assessment and Community Facilities Districts, pages 63 through 65, and as Instrument No. 2002-287207, of the official records of the County of Riverside. The territory proposed to be annexed to the Community Facilities District is shown and described on the map thereof entitled

"Annexation Map No. 1, Community Facilities District No.3 of Jurupa Unified School District, County of Riverside, State of California," which is on file with the Clerk of the Board of Education (the "Annexation Map").

Section 4. Public Facilities.

(a) The types of public facilities which are to be provided for and financed by the Community Facilities District (the "Facilities") are:

(a) public school facilities;

(b) acquisition of land, rights-of-way and easements necessary for the school facilities specified in paragraphs (a) above;

(c) The incidental expenses which will be incurred are: (i) the cost of engineering, planning and designing such facilities and the cost of environmental evaluations thereof, (ii) all costs associated with the creation of the proposed community facilities district, issuance of the bonds thereof, the determination of the amount of and collection of taxes, the payment of taxes, and costs otherwise incurred in order to carry out the authorized purposes of the community facilities district, and (iii) any other expenses incidental to the construction, acquisition, completion, and inspection of such school facilities.

Section 5. Special Taxes. Special taxes will be levied within the territory proposed to be annexed to the Community Facilities District to pay for all of the Facilities and to pay the principal of and interest on the bonds of the Community Facilities District and the annual administrative expenses of the District and the Community Facilities District in determining, apportioning, levying and collecting such special taxes, and in paying the principal of and interest on such bonds and the costs of registering, exchanging and transferring such bonds, secured by the recordation of a continuing lien against all taxable or nonexempt property in the Community Facilities District.

The rates and method of apportionment of special taxes to be levied on parcels of taxable property in the territory proposed to be annexed to the Community Facilities District to pay the principal of and interest of the bonds of the Community Facilities District which may be issued and sold to provide to the District the mitigation amount for such territory and to finance the design, construction and acquisition of the Facilities, and such other expenses and costs, shall be as set forth in Exhibit "A" attached hereto and by this reference made a part hereof.

The maximum amounts of special taxes which may be levied in any year on parcels within the Community Facilities District which are used for private residential purposes ("Residential Parcels") are specified in dollar amounts in Exhibit "A" hereto. Special taxes shall not be levied on any Residential Parcels to pay the principal of and interest on outstanding bonds of the Community Facilities District after the tax or fiscal year beginning on July 1, 2032 and ending on June 30, 2033, and that fiscal year shall be the last tax year in which special taxes shall be levied on Residential Parcels for such purpose. Under no circumstance shall the special taxes levied on any Residential

Parcel be increased as a consequence of delinquency or default by the owner of any other parcel or parcels within the Community Facilities District by more than 10 percent.

The conditions under which the obligation to pay the special taxes may be prepaid and permanently satisfied are as set forth in Exhibit "A" hereto.

Pursuant to Section 53340 of the California Government Code, said special taxes shall be collected in the same manner as ordinary ad valorem property taxes are collected and shall be subject to the same penalties and the same procedure, sale, and lien priority in case of delinquency as is provided for ad valorem taxes.

Upon recordation of a notice of special tax lien pursuant to Section 3114.5 of the California Streets and Highways Code, a continuing lien to secure each levy of the special taxes shall attach to all non-exempt real property in the territory proposed to be annexed to the Community Facilities District and that lien shall continue in force and effect until the special tax obligation is prepaid and permanently satisfied and the lien canceled in accordance with law or until collection of the special taxes ceases.

Section 6. Adoption of Annexation Map. Pursuant to Section 3110.5 of the Streets and Highways Code, the Board of Education adopts the Annexation Map as the map of the area proposed to be annexed to the Community Facilities District. Pursuant to Section 3111 of said Code, the Clerk of the Board of Education (the "Clerk") shall file the original of the Annexation Map in her office and shall file a copy of the Annexation Map with the County Recorder of the County of Riverside no later than 15 days prior to the date of the hearing specified in Section 7 hereof.

Section 7. Hearing. A public hearing on the proposed annexation of said territory to the Community Facilities District shall be held at 7:00 p.m. on October 20, 2003 in the meeting room of the Board of Education at the School District's offices, 4850 Pedley Road, Riverside, California.

Section 8. Notice. The Clerk shall publish a notice of the time and place of said hearing in The Press-Enterprise and shall also give notice of the hearing by first class mail to each registered voter and landowner within the territory proposed to be annexed to the Community Facilities District as prescribed by Section 53339.4 of the Government Code. Said notice shall be published at least seven (7) days and mailed at least fifteen (15) days before the date of the hearing and shall contain the information required by said Section 53339.4.

Section 9. Description of Voting Procedure. The voting procedures to be followed in conducting the special election on the proposition with respect to the levy of special taxes on the land within the territory proposed to annexed to the Community Facilities District to pay the principal of and interest on the bonds thereof shall be as follows:

(a) If at the time of the close of the public or protest hearing (hereinafter referred to as the "protest hearing") at least 12 persons are registered to vote within the territory proposed to be annexed to the Community Facilities District, the election shall be conducted by the Registrar of Voters of the County of Riverside, and shall be held on a date selected by the Board of Education

in conformance with the provisions of Section 53326 of the Government Code and pursuant to the applicable provisions of law regulating elections of the District, insofar as they may be applicable, and pursuant to said Section 53326 the ballots for the election shall be distributed to the qualified electors of the territory proposed to be annexed to the Community Facilities District by mail with return postage prepaid and the election shall be conducted as a mail ballot election.

(b) If at the time of the close of the protest hearing, and for at least the preceding 90 days, less than 12 persons have been registered to vote within the territory proposed to be annexed to the Community Facilities District, and pursuant to Section 53326 of the Government Code, the vote is therefore to be by the landowners of that territory, with each landowner of record at the close of the protest hearing having one vote for each acre or portion of an acre of land that he or she owns, the election shall be conducted by the Clerk as follows:

(1) The election shall be held on the earliest date following the conclusion of the protest hearing upon which it can be held pursuant to Section 53326 of the Government Code which may be selected by the Board of Education, or such earlier date as the owners of land within the territory proposed to be annexed to the Community Facilities District and the Clerk agree and concur is acceptable.

(2) Pursuant to said Section 53326, the election may be held earlier than 90 days following the close of the protest hearing if the qualified electors of the territory proposed to be annexed to the Community Facilities District waive the time limits for conducting the election set forth in said Section 53326 by unanimous written consent and the Clerk concurs in such earlier election date as shall be consented to by the qualified electors.

(3) Pursuant to said Section 53326, ballots for the election shall be distributed to the qualified electors by the Clerk by mail with return postage prepaid or by personal service.

(4) Pursuant to applicable provisions of law regulating elections of the District which govern the conduct of mail ballot elections, and Division 4 (commencing with Section 4000) of the Elections Code with respect to elections conducted by mail, the Clerk shall mail or deliver to each qualified elector an official ballot in a form specified by the Board of Education in the resolution calling the election, and shall also mail or deliver to all such qualified electors a ballot pamphlet and instructions to voter, including a sample ballot identical in form to the official ballot but identified as a sample ballot, a statement pursuant to Section 9401 of the said Code, an impartial analysis by the county counsel pursuant to Section 9500 of the said Code with respect to the ballot proposition contained in the official ballot, ballot arguments and rebuttals, if any, pursuant to Sections 9501 to 9504, inclusive, and 9509 of said Code, a return identification envelope with prepaid postage thereon addressed to the Clerk for the return of voted official ballots, and a copy of the resolution adopted by the Board of Education calling and scheduling the election and the exhibits thereto; provided, however, that such statement, analysis and arguments may be waived with the unanimous consent of all the landowners of the territory proposed to be annexed to the Community Facilities District and shall be so stated in the resolution adopted by the Board of Education calling the election.

(5) The official ballot to be mailed or delivered by the Clerk to each landowner-voter shall have printed or typed thereon the name of the landowner-voter and the number of votes to be voted by the landowner-voter and shall have appended to it a certification to be signed by the person voting the official ballot which shall certify that the person signing the certification is the person who voted the official ballot, and if the landowner-voter is other than a natural person, that he or she is an officer of or other person affiliated with the landowner-voter entitled to vote such official ballot, that he or she has been authorized to vote such official ballot on behalf of the landowner-voter, that in voting such official ballot it was his or her intent, as well as the intent of the landowner-voter, to vote all votes to which the landowner-voter is entitled based on its land ownership on the proposition set forth in the official ballot as marked thereon in the voting square opposite such proposition, and further certifying as to the acreage of the landowner-voter's land ownership within the territory proposed to be annexed to the Community Facilities District.

(6) The return identification envelope to be mailed or delivered by the Clerk to each landowner-voter shall have printed or typed thereon the following: (i) the name of the landowner, (ii) the address of the landowner, (iii) a declaration under penalty of perjury stating that the voter is the landowner or the authorized representative of the landowner entitled to vote the enclosed ballot and is the person whose name appears on the identification envelope, (iv) the printed name and signature of the voter, (v) the address of the voter, (vi) the date of signing and place of execution of said declaration, and (vii) a notice that the envelope contains an official ballot and is to be opened only by the Clerk.

(7) The information-to-voter form to be mailed or delivered by the Clerk to the landowner-voters shall inform them that the official ballots shall be returned to the Clerk properly voted as provided thereon and with the certification appended thereto properly completed and signed in the sealed return identification envelope with the certification thereon completed and signed and all other information to be inserted thereon properly inserted by the hour on the date of the election that is specified by the Board of Education for the receipt of ballots; provided that the election shall be closed before such hour if the Clerk determines that all of the qualified voters have voted.

(8) Upon receipt of the return identification envelopes which are returned prior to the voting deadline on the date of the election, the Clerk shall canvass the votes cast in the election, and shall file a statement with the Board of Education regarding the results of such canvass and the election.

The procedures set forth in this section for conducting the election may be modified as the Board of Education may determine to be necessary or desirable by a resolution subsequently adopted by the Board of Education.

PASSED AND ADOPTED by the Board of Education of the Jurupa Unified School District at its regular meeting held on the15th day of September, 2003 by the following vote:

AYES:

NOES:

ABSENT:

ABSTAINED:

_____
President of the Board of Education

ATTEST:

_____
Clerk of the Board of Education

STATE OF CALIFORNIA)
) ss.
COUNTY OF RIVERSIDE)

I, Mary Burns, Clerk of the Board of Education of the Jurupa Unified School District hereby certify this to be a true and correct copy of Resolution Number 2004/11 which was adopted by the Board of Education at its meeting on September 15, 2003.

Witness my hand and the seal of the Jurupa Unified School District this _____ day of _____, 2003.

_____
Clerk of the Board of Education

RATE AND METHOD OF APPORTIONMENT FOR COMMUNITY FACILITIES DISTRICT NO. 3 OF JURUPA UNIFIED SCHOOL DISTRICT

The following sets forth the Rate and Method of Apportionment for the levy and collection of Special Taxes of Jurupa Unified School District ("School District") Community Facilities District ("CFD") No. 3. An Annual Special Tax shall be levied on and collected in CFD No. 3 each Fiscal Year, in an amount determined through the application of the Rate and Method of Apportionment described below. All of the real property in CFD No. 3, unless exempted by law or by the provisions hereof, shall be taxed for the purposes, to the extent, and in the manner herein provided.

SECTION A
DEFINITIONS

The terms hereinafter set forth have the following meanings:

"**Acreage**" means the land area of an Assessor's Parcel as shown on an Assessor's Parcel Map or as calculated from the applicable Assessor's Parcel Map by the Board.

"**Act**" means the Mello-Roos Communities Facilities Act of 1982 as amended, being Chapter 2.5, Division 2 of Title 5 of the Government Code of the State of California.

"**Administrative Expenses**" means any ordinary and necessary expense incurred by the School District on behalf of CFD No. 3 related to the determination of the amount of the levy of Special Taxes, the collection of Special Taxes including the expenses of collecting delinquencies, the administration of Bonds, the payment of salaries and benefits of any School District employee whose duties are directly related to the administration of CFD No. 3, and costs otherwise incurred in order to carry out the authorized purposes of CFD No. 3.

"**Annual Special Tax**" means the Special Tax actually levied in any Fiscal Year on any Assessor's Parcel.

"**Assessor's Parcel**" means a lot or parcel of land designated on an Assessor's Parcel Map with an assigned Assessor's Parcel Number within the boundaries of CFD No. 3.

"**Assessor's Parcel Map**" means an official map of the Assessor of the County designating parcels by Assessor's Parcel Number.

"**Assessor's Parcel Number**" means that number assigned to an Assessor's Parcel by the County for purposes of identification.

"**Assigned Annual Special Tax**" means the Special Tax of that name described in Section D below.

"**Backup Annual Special Tax**" means the Special Tax of that name described in Section E below.

"**Board**" means the Board of Education of Jurupa Unified School District, or its designee, acting as the Legislative Body of CFD No. 3.

I
Pg. 8

"**Bonds**" means any obligation to repay a sum of money, including obligations in the form of bonds, notes, certificates of participation, long-term leases, loans from government agencies, or loans from banks, other financial institutions, private businesses, or individuals, or long-term contracts, or any refunding thereof, to which Special Taxes have been pledged.

"**Building Permit**" means a permit for the construction of one or more Units. For purposes of this definition, "Building Permit" shall not include permits for construction or installation of commercial/industrial structures, parking structures, retaining walls, utility improvements, or other such improvements not intended for human habitation.

"**CFD No. 3**" means Community Facilities District No. 3 established by the School District under the Act.

"**County**" means the County of Riverside.

"**Developed Property**" means all Assessor's Parcels of Taxable Property for which Building Permits were issued on or before May 1 of the prior Fiscal Year, provided that such Assessor's Parcels were created on or before January 1 of the prior Fiscal Year and that each such Assessor's Parcel is associated with a Lot, as determined reasonably by the Board.

"**Exempt Property**" means all Assessor's Parcels designated as being exempt from Special Taxes in Section I.

"**Final Map**" means a final tract map, parcel map, lot line adjustment, or functionally equivalent map or instrument that creates building sites, recorded in the County Office of the Recorder.

"**Fiscal Year**" means the period commencing on July 1 of any year and ending the following June 30.

"**Lot**" means an individual legal lot created by a Final Map for which a Building Permit could be issued.

"**Maximum Special Tax**" means the maximum Special Tax, determined in accordance with Section C, that can be levied by CFD No. 3 in any Fiscal Year on any Assessor's Parcel.

"**Minimum Annual Special Tax Requirement**" means the amount required in any Fiscal Year to pay: (i) the debt service or the periodic costs on all outstanding Bonds, (ii) Administrative Expenses of CFD No. 3, (iii) the costs associated with the release of funds from an escrow account, and (iv) any amount required to establish or replenish any reserve funds established in association with the Bonds, less (v) any amount available to pay debt service or other periodic costs on the Bonds pursuant to any applicable bond indenture, fiscal agent agreement, or trust agreement.

"**Prepayment Amount**" means the amount required to prepay the Annual Special Tax obligation in full for an Assessor's Parcel, as described in Section G.

"**Proportionately**" means that the ratio of the actual Annual Special Tax levy to the applicable Special Tax is equal for all applicable Assessor's Parcels.

"**Special Tax**" means any of the special taxes authorized to be levied by CFD No. 3 pursuant to the Act.

"**Taxable Property**" means all Assessor's Parcels which are not Exempt Property.

"**Undeveloped Property**" means all Assessor's Parcels of Taxable Property which are not Developed Property.

"**Unit**" means each separate residential dwelling unit which comprises an independent facility capable of conveyance separate from adjacent residential dwelling units.

SECTION B
CLASSIFICATION OF ASSESSOR'S PARCELS

Each Fiscal Year, beginning with Fiscal Year 2001-02, each Assessor's Parcel shall be classified as Taxable Property or Exempt Property. In addition, each Fiscal Year, beginning with Fiscal Year 2001-02, each Assessor's Parcel of Taxable Property shall be further classified as Developed Property or Undeveloped Property.

SECTION C
MAXIMUM SPECIAL TAXES

1. **Developed Property**

The Maximum Special Tax for each Assessor's Parcel classified as Developed Property in any Fiscal Year shall be the amount determined by the greater of (i) the application of the Assigned Annual Special Tax or (ii) the application of the Backup Annual Special Tax.

2. **Undeveloped Property**

The Maximum Special Tax for each Assessor's Parcel classified as Undeveloped Property in any Fiscal Year shall be the amount determined by the application of the Assigned Annual Special Tax.

SECTION D
ASSIGNED ANNUAL SPECIAL TAXES

1. **Developed Property**

The Assigned Annual Special Tax applicable to an Assessor's Parcel of Developed Property for Fiscal Year 2001-02 shall be $980.00 per Unit. Each Fiscal Year thereafter, commencing with Fiscal Year 2002-03, the Assigned Annual Special Tax for Developed Property shall be increased by two percent (2.0%) of the amount in effect the prior Fiscal Year.

2. **Undeveloped Property**

The Assigned Annual Special Tax applicable to an Assessor's Parcel of Undeveloped Property for Fiscal Year 2001-02 shall be $6,776.00 per acre of Acreage. For each Fiscal Year thereafter, commencing with Fiscal Year 2002-03, the Assigned Annual Special Tax for Undeveloped Property shall be increased by two percent (2.0%) of the amount in effect in the prior Fiscal Year.

SECTION E
BACKUP ANNUAL SPECIAL TAXES

Each Fiscal Year, each Assessor's Parcel of Developed Property shall be subject to a Backup Annual Special Tax. In each Fiscal Year, the Backup Annual Special Tax rate for Developed Property within a Final Map shall be the rate per Lot calculated according to the following formula:

$$B = \frac{U \times A}{L}$$

The terms above have the following meanings:

B	=	Backup Annual Special Tax per Lot in each Fiscal Year
U	=	Assigned Annual Special Tax per acre of Acreage for Undeveloped Property
A	=	Acreage of Taxable Property in such Final Map, as determined by the Board pursuant to Section I
L	=	Lots in the Final Map

Notwithstanding the foregoing, if all or any portion of the Final Map(s) described in the preceding paragraph is subsequently changed or modified, then the Backup Annual Special Tax for each Assessor's Parcel of Developed Property in such Final Map area that is changed or modified shall be a rate per square foot of Acreage calculated as follows:

1. Determine the total Backup Annual Special Taxes anticipated to apply to the changed or modified Final Map area prior to the change or modification.

2. The result of paragraph 1 above shall be divided by the Acreage of Taxable Property which is ultimately expected to exist in such changed or modified Final Map area, as reasonably determined by the Board.

3. The result of paragraph 2 above shall be divided by 43,560. The result is the Backup Annual Special Tax per square foot of Acreage which shall be applicable to Assessor's Parcels of Developed Property in such changed or modified Final Map area for all remaining Fiscal Years in which the Special Tax may be levied.

SECTION F
METHOD OF APPORTIONMENT OF THE ANNUAL SPECIAL TAX

Commencing Fiscal Year 2001-02 and for each subsequent Fiscal Year, the Board shall levy Annual Special Taxes as follows:

Step One: The Board shall levy an Annual Special Tax on each Assessor's Parcel of Developed Property in an amount equal to the Assigned Annual Special Tax applicable to each such Assessor's Parcel.

Step Two: If the sum of the amounts collected in step one is insufficient to satisfy the Minimum Annual Special Tax Requirement, then the Board shall additionally levy an Annual Special Tax Proportionately on each Assessor's Parcel of Undeveloped Property up to the Assigned Annual Special Tax applicable to each such Assessor's Parcel to satisfy the Minimum Annual Special Tax Requirement.

Step Three: If the sum of the amounts collected in steps one and two is insufficient to satisfy the Minimum Annual Special Tax Requirement, then the Annual Special Tax on each Assessor's Parcel of Developed Property whose Maximum Special Tax is the Backup Annual Special Tax shall be increased Proportionately from the Assigned Annual Special Tax up to the Backup Annual Special Tax to satisfy the Annual Special Tax Requirement.

SECTION G
PREPAYMENT OF ANNUAL SPECIAL TAXES

The Annual Special Tax obligation of an Assessor's Parcel of Developed Property or an Assessor's Parcel of Undeveloped Property for which a Building Permit has been issued may be prepaid in full, provided that there are no delinquent Special Taxes, penalties, or interest charges outstanding with respect to such Assessor's Parcel at the time the Annual Special Tax obligation would be prepaid. The Prepayment Amount for an Assessor's Parcel eligible for prepayment shall be determined as described below.

The Prepayment Amount for each applicable Assessor's Parcel shall be calculated according to the following formula (capitalized terms defined below):

	Bond Redemption Amount
plus	Redemption Premium
plus	Defeasance
plus	Administrative Fee
less	Reserve Fund Credit
equals	Prepayment Amount

As of the date of prepayment, the Prepayment Amount shall be calculated as follows:

1. For Assessor's Parcels of Developed Property, compute the sum of the Assigned Annual Special Taxes and the Backup Annual Special Taxes applicable to the Assessor's Parcel. For Assessor's Parcels of Undeveloped Property, compute the sum of the Assigned Annual Special Taxes and the Backup Annual Special Taxes applicable to the Assessor's Parcel as though it was already designated as Developed Property, based upon the Building Permit issued for that Assessor's Parcel.

2. For each Assessor's Parcel of Developed Property or Undeveloped Property to be prepaid, (a) divide the sum of the Assigned Annual Special Taxes computed pursuant to paragraph 1 for such Assessor's Parcel by the sum of the estimated Assigned Annual Special Taxes applicable to all Assessor's Parcels of Developed

I Pg. 12

Property at build out, as reasonably determined by the Board, and (b) divide the sum of Backup Annual Special Tax computed pursuant to paragraph 1 for such Assessor's Parcel by the sum of the estimated Backup Annual Special Taxes applicable to all Assessor's Parcels of Developed Property at build out, as reasonably determined by the Board.

3. Multiply the larger quotient computed pursuant to paragraph 2 by the amount of outstanding Bonds. The product is the "Bond Redemption Amount."

4. Multiply the Bond Redemption Amount by the applicable redemption premium, if any, on the outstanding Bonds to be redeemed with the proceeds of the Bond Redemption Amount. This product is the "Redemption Premium."

5. Compute the amount needed to pay interest on the Bond Redemption Amount, the Redemption Premium, and the Reserve Fund Credit (see step 9) to be redeemed with the proceeds of the Prepayment Amount until the earliest call date for the outstanding Bonds.

6. Estimate the amount of interest earnings to be derived from the reinvestment of the Bond Redemption Amount plus the Redemption Premium until the earliest call date for the outstanding Bonds.

7. Subtract the amount computed pursuant to paragraph 6 from the amount computed pursuant to paragraph 5. This difference is the "Defeasance."

8. Estimate the administrative fees and expenses associated with the prepayment, including the costs of computation of the Prepayment Amount, the costs of redeeming Bonds, and the costs of recording any notices to evidence the prepayment and the redemption. This amount is the "Administrative Fee."

9. Calculate the "Reserve Fund Credit" as the lesser of: (a) the expected reduction in the applicable reserve requirements, if any, associated with the redemption of outstanding Bonds as a result of the prepayment, or (b) the amount derived by subtracting the new reserve requirements in effect after the redemption of outstanding Bonds as a result of the prepayment from the balance in the applicable reserve funds on the prepayment date. Notwithstanding the foregoing, if a surety bond or other instrument satisfies the reserve fund requirement at the time of the prepayment, then no Reserve Fund Credit shall be given. Notwithstanding the foregoing, the Reserve Fund Credit shall in no event be less than 0.

10. The Prepayment Amount is equal to the sum of the Bond Redemption Amount, the Redemption Premium, the Defeasance, and the Administrative Fee, less the Reserve Fund Credit.

With respect to an Annual Special Tax obligation that is prepaid pursuant to this Section G, the Board shall indicate in the records of CFD No. 3 that there has been a prepayment of the Annual Special Tax obligation and shall cause a suitable notice to be recorded in compliance with the Act within thirty (30) days of receipt of such prepayment to indicate the prepayment of the Annual Special Tax obligation and the release of the Annual Special Tax lien on such Assessor's Parcel, and the obligation of such Assessor's Parcel to pay such Annual Special Taxes shall cease.

Notwithstanding the foregoing, no prepayment will be allowed unless the amount of Annual Special Taxes that may be levied on Taxable Property, net of Administrative Expenses, shall be at least 1.1 times the regularly scheduled annual interest and principal payments on all currently outstanding Bonds in each future Fiscal Year, as reasonably determined by the Board.

SECTION H
TERMINATION OF SPECIAL TAX

Annual Special Taxes shall be levied for a period of twenty eight (28) Fiscal Years after the last series of Bonds has been issued, as determined by the Board, provided that Annual Special Taxes shall not be levied after Fiscal Year 2032-33.

SECTION I
EXEMPTIONS

The Board shall classify as Exempt Property (i) Assessor's Parcels owned by the State of California, Federal or other local governments, (ii) Assessor's Parcels which are used as places of worship and are exempt from *ad valorem* property taxes because they are owned by a religious organization, (iii) Assessor's Parcels used exclusively by a homeowners' association, (iv) Assessor's Parcels with public or utility easements making impractical their utilization for other than the purposes set forth in the easement, (v) Assessor's Parcels developed or expected to be developed exclusively for non-residential use, including any use directly servicing any non-residential property, such as parking, as reasonably determined by the Board, and (vi) any other Assessor's Parcels at the reasonable discretion of the Board, provided that no such classification would reduce the sum of all Developed Property and Undeveloped Property to less than 24.01 acres of Acreage. Notwithstanding the above, the Board shall not classify an Assessor's Parcel as Exempt Property if such classification would reduce the sum of all Taxable Property to less than 24.01 acres of Acreage. Assessor's Parcels which cannot be classified as Exempt Property because such classification would reduce the Acreage of all Taxable Property to less than 24.01 acres of Acreage will continue to be classified as Developed Property or Undeveloped Property, as applicable, and will continue to be subject to Special Taxes accordingly.

SECTION J
APPEALS

Any property owner claiming that the amount or application of the Special Tax is not correct may file a written notice of appeal with the Board not later than twelve (12) months after having paid the first installment of the Special Tax that is disputed. A representative(s) of CFD No. 3 shall promptly review the appeal, and if necessary, meet with the property owner, consider written and oral evidence

regarding the amount of the Special Tax, and rule on the appeal. If the representative's decision requires that the Special Tax for an Assessor's Parcel be modified or changed in favor of the property owner, a cash refund shall not be made (except for the last year of levy), but an adjustment shall be made to the Annual Special Tax on that Assessor's Parcel in the subsequent Fiscal Year(s).

SECTION K
MANNER OF COLLECTION

The Annual Special Tax shall be collected in the same manner and at the same time as ordinary *ad valorem* property taxes, provided, however, that CFD No. 3 may collect Annual Special Taxes at a different time or in a different manner if necessary to meet its financial obligations.

J:\CLIENTS\URUPA.USD\CFD_NO3\RMA_2.doc

Jurupa Unified School District

Personnel Report #5

September 15, 2003

Regular Assignment

Teacher	Ms. Lydia Ayala-Ramirez 5123 Brooks St. Montclair, CA 91763	Eff. September 9, 2003 Multiple Subject w/ CLAD Credential
Teacher	Ms. Cynthia Hernandez 13005 Tioga Pass Ct. Moreno Valley, CA 92555	Eff. August 29, 2003 Multiple Subject w/ CLAD Credential
Teacher on Special Assignment	Ms. Miriam Merkatz-Gardner 1248 Longport Way Corona, CA 92881	Eff. September 8, 2003 Multiple Subject Credential
Teacher	Ms. Amy Noyes 6031 Dodd St. Mira Loma, CA 91752	Eff. August 29, 2003 Multiple Subject w/ CLAD Credential
Teacher	Antonia Ortega-Mercado 10238 Bellegrave Ave. Mira Loma, CA 91752	Eff. August 29, 2003 Multiple Subject w/ CLAD Credential
Teacher	Ms. Andrea Ruiz 11633 Humber Dr. Mira Loma, CA 91752	Eff. August 29, 2003 Single Subject Health Science w/ CLAD Credential
Bilingual Resource Teacher	Ms. Jessica Sevey P.O. Box 22201 Carmel, CA 93922	Eff. September 2, 2003 Multiple Subject w/ CLAD Credential
Teacher	Ms. Angela Wimbush PO Box 6508 Ventura, CA 93006	Eff. August 29, 2003 Multiple Subject w/ CLAD Credential

J
Pg. 1

Personnel Report #5

CERTIFICATED PERSONNEL

Intern Assignment

Teacher	Ms. Patricia DeSantos 17318 Emerald Lake Ct. Riverside, CA 92503	Eff. August 29, 2003 Single Subject Spanish Internship Credential
SDC Teacher	Ms. Rei Takeda 3131 Arlington Ave. #31 Riverside, CA 92506	Eff. August 29, 2003 Single Subject Mild/ Moderate Internship Credential

Temporary Assignment

Resource Specialist	Mr. Rick Grogan 3949 Castle Pine Corona, CA 92883	Eff. September 4, 2003 through June 16, 2004 Special Mild/Moderate Pre-Intern Credential

Change of Assignment

From Resource Specialist To Counselor	Ms. Kathi Jensen 1020 La Cresta Dr. Redlands, CA 92373	Eff. August 25, 2003 Pupil Personnel Services Credential

Extra Compensation Assignment

Administrative Services; to provide home hospital instruction; July, 2003 through June 2004; not to exceed 5 hours per week; appropriate hourly rate of pay; Funding Source: Special Education; $7,230 total.

Teacher Mr. Tim Kleveno

Administrative Services; to provide home hospital instruction; July, 2003 through June 2004; not to exceed 5 hours per week; appropriate hourly rate of pay; Funding Source: Unrestricted Resources; $7,920 total.

Teacher Mr. Tim Kleveno

Personnel Report #5

CERTIFICATED PERSONNEL

Extra Compensation Assignment

Education Services; stipend for optional staff development day for Sky County Elementary teachers; August 28, 2003; Funding Source: Staff Development Buy Out, $6,500 total.

Ms. Suzanne Ali	Mr. Frederick Bailey	Ms. Kristin Barnes
Ms. Jamey Bettencourt	Ms. Deborah Betz	Ms. Jennifer Bullard
Ms. Kathy Clark	Mr. Darwin Dallas	Ms. Margie Forward
Ms. Susan Funston	Ms. Sue Guerriero	Ms. Terri Heckroth
Ms. Cindy Karhan	Mr. Charles Lantz	Ms. Shelley Levers
Mr. Richard Long	Ms. Sally Louis	Ms. Diana Martinez
Ms. Traci McCracken	Ms. Lisa Pacheco	Ms. Cynthia Palmer
Mr. Bruce Ravenscroft	Ms. Kim Sorenson	Ms. Jene Tutton
Ms. Karen Walker	Ms. Lori Williams	

Education Services; to attend mandated class size reduction training for K-2 teachers; August 25 & 26, 2003; not to exceed 144 hours; appropriate hourly rate of pay; Funding Source: Title II-Teacher Quality; $4,852 total.

Ms. Erin Adams	Ms. Yesenia Barr	Ms. Heather Brock
Ms. Cynthia Hernandez	Ms. Julia Hong	Ms. Felician Horner
Ms. Lisa Johnson	Ms. Kristin Regua	Ms. Angela Reid
Ms. Deborah Reiner	Ms. Angela Wimbush	Ms. Caren Wittkop

Education Services; for new teachers to attend workshop on standards, assessment, literacy, differentiated instruction, and technology; August 27, 2003; not to exceed 5.5 hours each; appropriate hourly rate of pay; Funding Source: S.M.A.R.T.; $5,560 total.

Ms. Erin Adams	Ms. Leanna Apodaca	Ms. Amber Alkire
Ms. Kimberly Bargas	Mr. Ryan Becker	Mr. Rody Boonchouy
Ms. Patricia De Santos	Ms. Sara Dickes	Mr. Earl Edwards
Mr. Jeremy Fletcher	Mr. Jake Gansereit	Ms. Heidi Hayes
Ms. Ann-Marie Hershey	Ms. Jeannette Ingram	Ms. Kathi Jensen
Mr. Terry Johnson	Mr. Timothy Kleveno	Mr. Brady Kocher
Ms. Amy Noyes	Ms. Valerie Othon	Ms. Kristin Regua
Mr. Kevin Roughton	Ms. Andrea Ruiz	Ms. Ana Santana
Mr. Keith Schumacher	Ms. Rei Takeda	Mr. Dennis Turner
Ms. Angela Wimbush	Ms. Susan Wisener	

Education Services; to plan and oversee Mental Health Services for Head Start/Preschool students and families; September 4, 2003 through June 30, 2004; not to exceed 2 hours per day; appropriate hourly rate of pay; Funding Source: Head Start, Child Development; $17,531 total.

Psychologist	Ms. Mary Estrada

Personnel Report #5

CERTIFICATED PERSONNEL

Extra Compensation Assignment

Language Services; to attend CELDT training; August 28, 2003;not to exceed 4 hours each; appropriate hourly rate of pay; Funding Source: Economic Impact Aid-LEP; $539 total.

Teacher	Ms. Sandra Amatiain
Teacher	Ms. Josefina Castro
Teacher	Ms. Stephanie Cunningham
Teacher	Mr. Paul Van Lent

Student & Community Services; meeting for teachers (department chairs) to look at data on student achievement, process for mapping/unpacking standards, and writing standards strategies; August 28, 2003; not to exceed 4 hours each; Funding Source: Title II-Teacher Quality; $8,492 total.

Mr. Todd Beasley	Mr. Jerry Bowman	Ms. Debbie Buckhout
Ms. Veronica Capata	Ms. Lois Clark	Ms. Christy Coello
Mr. Libern Cook	Mr. Ron Crawford	Ms. Stephanie Cunningham
Mr. Donn Cushing	Ms. Heather Dailey	Mr. Mike Dohr
Mr. Gary Ennis	Mr. Gene Erickson	Ms. Martha Escobar
Ms. Sue Ferraro	Ms. Teresa Foltz	Ms. Rhonda Fuller
Mr. Mark Gard	Mr. Charles Gray	Mr. Andrew Hernandez
Ms. Lynne Hill	Mr. Scott Hill	Ms. June Hilton
Ms. Connie Halloway	Ms. Virginia Huckaby	Ms. Stephanie King
Ms. Laura Lewis	Ms. Karen Martinez	Mr. Lyle McCollum
Mr. Rudy Monge	Mr. Will Murray	Ms. Ermine Nelsen
Mr. Rob Norwood	Ms. Carol O'Dell	Ms. Julie Parker
Mr. Dan Patterson	Ms. Lisa Perkins	Mr. William Pine
Ms. Mary Pritchard	Mr. Terence Prosser	Mr. John Radovich
Ms. Molly Ramirez	Ms. Christy Rizzo	Ms. Julie Rosa
Mr. Vince Rosse	Mr. Jorge Sanchez	Mr. Ken Sanford
Ms. Julia Sanzberro	Ms. Kathy Schroeder	Mr. Doug Stevens
Ms. Karen Stokoe	Mr. Vince Tieri	Mr. Tim Titus
Mr. Doug Torbert	Ms. Monika Turner	Mr. Paul Van Lent
Ms. Mariann Vetrhus	Ms. Mary Ward	Ms. Monica Werwee
Mr. Frank William	Mr. Ross Yohonn	

Personnel Report #5

CERTIFICATED PERSONNEL

Extra Compensation Assignment

Glen Avon Elementary; teachers' assignments to include new school year planning, staff development; August 14, 2003 through June 25, 2004; not to exceed 500 hours; appropriate hourly rate of pay; Funding Source: Title I Basic Grants Low Income; $16,850 total.

Ms. Leslie Brandom	Ms. Heather Broda	Mr. Jonathan Brubaker
Ms. Farrah Crane	Ms. Joyce Davis	Mr. Brian Delameter
Mr. Richard Gennari	Ms. Michelle Gleason	Ms. Nina Gonzales
Ms. Cherie Gustafson	Ms. Gabrielle Hensley	Ms. Julie Herman
Ms. Carolyn Hoggard	Ms. Ji Hong	Ms. Tammy Jardine
Ms. Ala Logue	Ms. Sabrina McCaskill	Mr. Robert Mercer
Mr. Daniel Porcu	Ms. Dian Ravelli	Ms. Sara Raygor
Ms. Denis Sanchez	Ms. Jonal Schissler	Ms. Kathy Schmalz
Ms. Linita Simmon	Mr. Basil Slaymaker	Mr. John Taylor
Ms. Maralene Taylor	Ms. Suzanne Wong	

Granite Hill Elementary; identify and purchase the materials, tests, hardware and software needed to support literacy, continue to implement the Accelerated Reading Program; August 5, 2003 through August 29, 2003; not to exceed 60 hours; appropriate hourly rate of pay; Funding Source: II/USP-Underperforming Schools; $2022 total.

Teacher	Mr. Billy Fong
Teacher	Mr. Steve Santiago

Granite Hill Elementary; provide focused teacher planning time four times during the year to allow teachers time to analyze site and district assessment data, modify the curriculum for the upcoming quarter and plan interventions that target student needs; August 28, 2003; not to exceed 7.75 hours each; appropriate hourly rate of pay; Funding Source: Staff Development; $8,250 total.

Mr. Otis Allmon	Ms. Kathleen Brooks	Ms. Heather Crane
Ms. Kara Davis	Ms. Kristin DeFrance	Ms. Johanna Downs
Mr. Sean Edwards	Ms. Lorena Fong	Ms. Maria Gadsden
Ms. Lorena Graves	Ms. Colleen Griggs	Ms. Kathryn Harmon
Ms. Felician Horner	Ms. April Jacobson	Ms. Cassandra Lemus
Ms. Michelle Maisel	Ms. Maria McCollum	Ms. Helen McNabb-Blanco
Ms. Carol Palacios-Araiza	Ms. Sherine Patton	Ms. Saundra Pedro
Ms. Marilyn Robinson	Ms. Jennifer Ruiz	Mr. Steve Santiago
Ms. Carolyn Snow	Ms. Brooke Thompson	Ms. Nenoise Trotter
Ms. Sarah Vigrass	Ms. Anne Waldeck	Ms. Rhonda Werthman
Ms. Cindy White	Ms. Kristy Williams	Ms. Sandy Young

Personnel Report #5

CERTIFICATED PERSONNEL

Extra Compensation Assignment

Granite Hill Elementary; to assess students to determine guided reading levels; August 26 & 27, 2003; not to exceed 3 hours each; appropriate hourly rate of pay; Funding Source: II/USP-Underperforming Schools; $1,011 total.

Teacher	Ms. Kathleen Brooks
Teacher	Ms. Lorena Fong
Teacher	Ms. April Jacobson
Teacher	Ms. Sandie Pedro
Teacher	Ms. Laurie Riemer

Ina Arbuckle Elementary; to include Speech Pathologist in mandatory staff development day; September 2, 2003; not to exceed 7.25 hours; appropriate hourly rate of pay; Funding Source: Title I Basic Grants Low Income; $275 total.

Speech Pathologist	Ms. Jacqueline Smith

Stone Avenue Elementary; for teachers to help increase opportunities for parent involvement in the educational process, parent/teacher meetings; kindergarten orientation; August 1, 2003 through June 30, 2004; not to exceed 4 hours each; appropriate hourly rate of pay; Funding Source: Title I Basic Grants Low Income; $4044 total.

Ms. Amy Bacon	Ms. Yesenia Barr	Ms. Rhonda Batterton
Ms. Maggie Beach	Ms. Laura Berkeley	Mr. Barry Brandon
Mr. Bob Cmelak	Ms. Alyce Dooley	Ms. Heidi Felix
Mr. Alex Garcia	Mr. Dave Gruidl	Ms. Jolene Hammack
Ms. Irma Hartsock	Ms. Nichole Howard	Ms. Michelle Johnson
Ms. Christa Kish	Ms. Debbie Lucio	Ms. Kathy Malone
Mr. Dan Olguin	Mr. John Payne	Ms. Kathy Pedroza
Ms. Debbi Pekarcik	Ms. Penny Read	Ms. Deborah Reiner
Ms. Helen Roseberry	Mr. Dale Stoa	Ms. Heidi Stoltz
Ms. Dolores Vasquez	Ms. Sandy West	Ms. Michelle Yaish

West Riverside Elementary; to complete computer set up, inventory and general professional development for staff; August 15, 2003 through August 29, 2003; not to exceed 16 hours; appropriate hourly rate of pay; Funding Source: School Improvement Program; $539 total.

Teacher	Ms. Sophia Gray

Mira Loma Middle School; to upgrade computer network for school and input Accelerated Reader software, to assist new Technology coordinator; July 1, 2003 through August 31, 2003; not to exceed 15 hours; appropriate hourly rate of pay; Funding Source: II/USP-Underperforming Schools; $505 total.

Teacher	Mr. Kent Bukarau

J
19.6

Personnel Report #5

CERTIFICATED PERSONNEL

Extra Compensation Assignment

Mira Loma Middle School; to upgrade computer network for school and input Accelerated Reader software, to work with outgoing Technology coordinator; August 1, 2003 through August 31, 2003; not to exceed 10 hours; appropriate hourly rate of pay; Funding Source: II/USP-Underperforming Schools; $337 total.

Teacher Mr. Keith Schumacher

Mission Middle School; curriculum development, after school tutoring, student study team, department and team meetings; July 1, 2003 through June 30, 2004; not to exceed 166 hours; appropriate hourly rate of pay; Funding Source: Title I Basic Grants Low Income; $5,594 total.

Ms. Amber Alkire	Ms. Alicia Acevedo	Ms. Hilary Barnett
Ms. Laura Beal	Ms. Kerry Blackwell	Ms. Lois Clark
Ms. Sue Ferraro	Ms. Toni Fletcher	Mr. Billy Fong
Mr. Ralph Garcia	Ms. Sam Gee	Mr. John Gonzalez
Ms. Pam Grethen	Ms. Stacy Heath	Mr. Andrew Hernandez
Mr. Jay Ishimoto	Ms. Laura Lewis	Ms. Jamie Lewison
Mr. Lyle McCollum	Mr. Chris Metzger	Ms. Melissa Moberly
Ms. Amber Mooney	Mr. Ermine Nelson	Mr. Jeffrey Norman
Ms. Maria Nunez	Ms. Anna Palmer-Hurtado	Ms. Patty Pang
Ms. Joann Papavero	Mr. John Papavero	Ms. Lori Pardon
Ms. Monica Patino	Mr. Dan Patterson	Ms. Loretta Pearce
Mr. Dan Poelstra	Ms. Blanca Preciado	Ms. Susan Ridder
Ms. Kari Rohr	Ms. Triza Samuel	Ms. Lorraine Sanchez
Ms. Shelly Sinclair	Mr. David Solorio	Ms. Niki Stashuk
Mr. Doug Stevens	Ms. Terri Stevens	Ms. Maureen Thurman
Ms. Judy Van Train	Ms. Janet Willard	Ms. Cynthia Wilson
Mr. Ross Yohonn	Ms. Danae Yohonn	

Jurupa Valley High School; to attend CELDT testing; August 25, 2003 through August 29, 2003; not to exceed 15 hours; appropriate hourly rate of pay; Funding Source: Donations; $501 total.

Teacher Ms. Ilsa Garza-Gonzalez

Jurupa Valley High School; stipend for supervision and training of summer rehearsal for instrumental music students; July 1, 2003 through August 29, 2003; appropriate seasonal pay; Funding Source: Discretionary-Allocations; $1,205 total.

Instrumental Music Teacher Ms. Rosemary Kiertzner

J
pg. 7

Personnel Report #5

CERTIFICATED PERSONNEL

Extra Compensation Assignment

Rubidoux High School; registration and supervision of ASB students conducting the registration process; August 1, 2003 through September 4, 2003; not to exceed 160 hours; appropriate hourly rate of pay; Funding Source: Unrestricted Resources; $5,392 total.

Teacher Ms. Patricia Prosser

Learning Center; teachers to teach English as a second language classes for Adult Education; September 8, 2003 through June 18, 2004; not to exceed 17 hours per week each; appropriate hourly rate of pay; Funding Source: Unrestricted Resources; $142,148 total.

Mr. Art Arredondo	Mr. Robert Bell	Mr. John DeMor
Ms. Elena Escobar	Ms. Martha Escobar	Mr. Hector Guillen
Mr. Gene Mitchell	Ms. Lori Williams	Mr. John Zorn

Learning Center; to substitute teach English as a second language classes for Adult Education; September 8, 2003 through June 18, 2004; not to exceed 100 hours; appropriate hourly rate of pay; Funding Source: Unrestricted Resources; $3,370 total.

Teacher Mr. John Hill

Learning Center; principal/teacher meeting to review new assignment; August 27, 2003; not to exceed 1.25 hours; appropriate hourly rate of pay; Funding Source: Unrestricted Resources; $43 total.

Teacher Ms. Carol King

Learning Center; to teach Saturday school for STEPS Community Day School; September 8, 2003 through June 16, 2004; not to exceed 7 hours per week; appropriate hourly rate of pay; Funding Source: Unrestricted Resources; $8,729 total.

Teacher Mr. John Hill

Learning Center; to work in Independent Study program; September 8, 2003 through June 16, 2004; not to exceed 10 hours per week each; appropriate hourly rate of pay; Funding Source: Unrestricted Resources; $24,938 total.

Teacher Mr. Ron Crawford
Teacher Ms. Judy Lynch

Learning Center; to work in Independent Study program; September 8, 2003 through June 16, 2004; not to exceed 5 hours per week each; appropriate hourly rate of pay; Funding Source: Unrestricted Resources; $24,940 total.

Teacher Mr. Wesley Andrews
Teacher Ms. Gloria Cabrera
Teacher Mr. Donn Cushing
Teacher Mr. John Radovich

Personnel Report #5

CERTIFICATED PERSONNEL

Resignation

Teacher	Ms. Deborah Betz 39530 Country Mill Rd. Murrieta, CA 92563	Eff. September 10, 2003
Teacher	Ms. Nancy Rose 167 Sir Gawaine Riverside, CA 92507	Eff. August 31, 2003

Substitute Assignment

Teacher	Mr. Francisco Chavez 13820 Lomas Court Fontana, CA 92336	As needed Emergency 30-Day Permit
Teacher	Ms. Viola DePass 4104 Euclid Court Riverside, CA 92504	As needed Professional Clear Single Subject Art
Teacher	Mr. Russell Geisner 1169 Topaz Street Corona, CA 92882	As needed Professional Clear Multiple Subject w/ CLAD
Teacher	Ms. Deborah Glick 8013 Rockford Circle Riverside, CA 92509	As needed Standard Elementary Life
Teacher	Ms. Alejandra Herrera 3414 Donder Court Riverside, CA 92507	As needed Emergency 30-Day Permit
Teacher	Ms. Kelly Lehman 5120 Red Oak Dr. Riverside, CA 92509	As needed Preliminary Multiple Subject w/ CLAD
Teacher	Ms. Tricia McDougall 5275 Wainswright Ct. Riverside, CA 92507	As needed Emergency Long Term Single Subject Social Science
Teacher	Mr. James Moore 2732 Nantucket Place Riverside, CA 92506	As needed General Elementary Life
Teacher	Mr. Robert Olsen, Jr. 860 4th Street Norco, CA 92860	As needed Preliminary Multiple Subject

Personnel Report #5

CERTIFICATED PERSONNEL

Leave of Absence

Bilingual Resource Teacher	Ms. Alice Cornejo 6123 Cabrillo Ct. Alta Loma, CA 91701	Maternity Leave eff. August 28, 2003 through October 23, 2003 with use of sick leave benefits.
Teacher	Ms. Jennifer Lara 5144 Osuna Ct. Mira Loma, CA 91752	Special leave with pay with deduction of sick leave. Once sick leave exhausted, with pay less substitute costs. Eff. September 2, 2003 through October 6, 2003.

CLASSIFIED PERSONNEL

Regular Assignment

Café Asst. I	Ms. Deborah Bergman 8667 44th Street Riverside, CA 92509	Eff. September 4, 2003 Work Year F
Instructional Aide	Mr. Efrain Carrera 4473 Alondro Drive Riverside, CA 92509	Eff. September 3, 2003 Work Year E1
Payroll Specialist	Ms. Sherrie Hodges PO Box 7274 Moreno Valley, CA 92552	Eff. August 11, 2003 Work Year A
Café Asst. I	Ms. Diane Kagawa-Aguirre 3166 Chardoney Way Mira Loma, CA 91752	Eff. September 4, 2003 Work Year F
Bus Driver	Ms. Rachelle McGauleu 9195 Jeffrey Place Riverside, CA 92509	Eff. September 4, 2003
Café Asst. I	Ms. Elaine Muro 4503 Riverbend Lane Riverside, CA 92509	Eff. September 4, 2003 Work Year F
Secty.-Elem & NVHS Principal	Ms. Melissa Saterfield 7807 Whitney Drive Riverside, CA 92509	Eff. August 29, 2003 Work Year C

J Pg. 10

Personnel Report #5

CLASSIFIED PERSONNEL

Recall from Layoff

Night Attendance Caller	Ms. Jennifer Lauzon 1383 Tolstoy Riverside, CA 92506	Eff. September 3, 2003 Work Year E1

Promotion

From Café Asst. II To Café Mgr.-Elem.	Ms. Marie Barela 4503 Riverbend Lane Riverside, CA 92509	Eff. September 3, 2003 Work Year E1
From Café Asst. I To Custodian	Ms. Kathleen Huber 115 Sir Tristram Dr. Riverside, CA 92507	Eff. August 25, 2003 Work Year A
From Lead Night Custodian to Head Cust.-Elem. & NVHS	Mr. Johnny McGaugh 8700 Larkin Ct. Riverside, CA 92503	Eff. September 4, 2003 Work Year A

Short-Term/Extra Work

Education Services; to assist with the third session of Rio Vista Continuation School; September 4, 2003 through June 16, 2004; not to exceed 3.5 hours per day; appropriate hourly rate of pay; Funding Source: Unrestricted Resources; $8,064 total.

Instructional Aide — Ms. Stephanie Kendricks

Education Services; to assist in preparation for the opening of school for the third session of continuation school; August 2003; not to exceed 8 hours; appropriate hourly rate of pay; Funding Source: Unrestricted Resources; $115 total.

Clerk Typist — Ms. Thelma Umscheid

J
Pg. 11

Personnel Report #5

CLASSIFIED PERSONNEL

Short Term/Extra Work

Food Services; manager meeting and preparation for new school year; September 2, 2003; not to exceed 8 hours each; appropriate hourly rate of pay; Funding Source: Child Nutrition School Programs; $2,399 total.

Café Manager-Elementary	Ms. Kymberly Adame
Café Manager-Elementary	Ms. Marie Barela
Café Manager-Elementary	Ms. Deborah Brokar
Café Manager-Elementary	Ms. Maria Carranza
Café Manager-Elementary	Ms. Arminda Carrillo
Café Manager-Elementary	Ms. Yvonne Champion
Café Manager-Elementary	Ms. Shirley Gibson
Café Manager-Elementary	Ms. Brenda Greaver
Café Manager-Elementary	Ms. Linda Kibler
Café Manager-Elementary	Ms. Judy Lester
Café Manager-Elementary	Ms. Sylvia Martinez
Café Manager-Elementary	Ms. Laurie Regua
Café Manager-Elementary	Ms. Audrey Reinen
Café Manager-Elementary	Ms. Therese Santavicca
Café Manager-Elementary	Ms. Cherri Schroeder
Café Manager-Elementary	Ms. Teri Wright
Café Mgr.-Middle School	Ms. Vicki Alessandro
Café Mgr.-Middle School	Ms. Sharon Carrillo
Café Mgr.-Middle School	Ms. Peggy Johnson
Café Mgr.-High School	Ms. Carolyn Dodd
Café Mgr.-High School	Ms. Esther Garcia
Café Asst. Mgr.-H.S.	Ms. Sharon Miller
Café Asst. Mgr.-H.S.	Ms. Georgia Roblero

Language Services; to attend CELDT training; August 28, 2003; not to exceed 4 hours each; appropriate hourly rate of pay; Funding Source: Economic Impact Aid-LEP; $99 total.

Bilingual Language Tutor	Ms. Maria Aguirre
Bilingual Language Tutor	Ms. Albertina Zamora

Language Services; to assist with extra beginning of the year work load; August 18, 2003 through August 29, 2003; not to exceed 8 hours per day; appropriate hourly rate of pay; Funding Source: Economic Impact Aid-LEP; $1,040 total.

Translator Clerk Typist	Ms. Irma Naranjo

Personnel Report #5

CLASSIFIED PERSONNEL

Short Term/Extra Work

Language Services; to assist with testing secondary students within two days of enrollment to ensure appropriate instructional program placement; September 1, 2003 through June 30, 2004; not to exceed 192 hours; appropriate hourly rate of pay; Funding Source: Economic Impact Aid-LEP; $3,582 total.

Language Proficiency Evaluator	Ms. Delma Kason
Language Proficiency Evaluator	Ms. Lydia Reese
Language Proficiency Evaluator	Ms. Estella Sanchez

Language Services; to assist with extra testing and additional time for preparation of CELDT materials; August 18, 2003 through August 29, 2003; not to exceed 8 hours per day; appropriate hourly rate of pay; Funding Source: Economic Impact Aid-LEP; $2,183 total.

Bilingual Language Tutor	Ms. Sylvi Alcantar
Bilingual Language Tutor	Ms. Jossie Dowling

Maintenance & Operations; to provide painting needed at various sites within the district; August 1, 2003 through August 29, 2003; not to exceed 40 hours per week; appropriate hourly rate of pay; Funding Source: Routine Repair and Maintenance; $2,856 total.

Lead Night Custodian	Mr. Gerry Barber
Head Custodian-Elem. & NVHS	Mr. Jeff Harryman

Student & Community Services; to provide child care at the School Readiness parent workshops; August 20, 2003 through August 26, 2003; not to exceed 30 hours; appropriate hourly rate of pay; Funding Source: Community Based English Tutoring; $306 total.

Activity Supervisor	Ms. Brenda Franklyn
Activity Supervisor	Ms. Lisa Ponce
Activity Supervisor	Ms. Michelle Skidmore

Student & Community Services; to provide child care at the School Readiness parent workshops; September 9, 2003 through September 19, 2003; not to exceed 2.5 hours per day; appropriate hourly rate of pay; Funding Source: Community Based English Tutoring; $397 total.

Activity Supervisor	Mr. Roderick Burton
Activity Supervisor	Ms. Kara Caceres
Activity Supervisor	Ms. Denise Gentry
Activity Supervisor	Ms. Penny Short

Personnel Report #5

CLASSIFIED PERSONNEL

Short Term/Extra Work

Transportation; to attend renewal class; August 1, 2003; not to exceed 6.75 hours; appropriate hourly rate of pay; Funding Source: Transportation; $113 total.

Bus Driver	Ms. Elisa Alfaro
Bus Driver	Ms. Lucy Apaez
Bus Driver	Ms. Rita Fine

Transportation; to attend meeting at district office; August 4 & 7, 2003 not to exceed 1.75 hours; appropriate hourly rate of pay; Funding Source: Transportation; $29 total.

Bus Driver	Ms. Nicole Dias
Bus Driver	Ms. Anna Ruiz

Transportation; to provide transportation for various summer school field trips; July 29, 2003 through August 31, 2003; not to exceed 135 hours; appropriate hourly rate of pay; Funding Source: Transportation; $2,310 total.

Bus Driver	Ms. Elisa Alfaro
Bus Driver	Ms. Lucy Apaez
Bus Driver	Ms. Mona Butts
Bus Driver	Ms. Adrienne Canup
Bus Driver	Ms. Sharee Carranza
Bus Driver	Ms. Shannon Corner
Bus Driver-Spec. Students	Ms. Flora Cruz
Bus Driver	Ms. Rita Fine
Bus Driver	Ms. Guadalupe Gomez
Bus Driver-Spec. Students	Ms. Ione Hogue
Bus Driver	Ms. Gloria James
Bus Driver	Ms. Leonor Ramirez
Bus Driver	Ms. Christina Santana

Transportation; driver needed to drive extra Summer School Route; August 4, 2003 through August 7, 2003; not to exceed 14.75 hours; appropriate hourly rate of pay; Funding Source: Transportation; $245 total.

Bus Driver-Spec. Students	Ms. Ione Hogue

Transportation; drivers needed for field trip request; August 14, 2003; not to exceed 10 hours; appropriate hourly rate of pay; Funding Source: Transportation; $167 total.

Bus Driver	Ms. Debra Tyson
Bus Driver	Ms. Janet St. Louis

Personnel Report #5

CLASSIFIED PERSONNEL

Short Term/Extra Work

Transportation; training day for all drivers; September 3, 2003; not to exceed 96 hours; appropriate hourly rate of pay; Funding Source: Transportation; $1,557 total

Bus Driver-Spec. Students	Ms. Renee Abel
Bus Driver-Spec. Students	Ms. Anna Carrillo
Bus Driver-Spec. Students	Ms. Janet Cordova
Bus Driver-Spec. Students	Ms. Flora Cruz
Bus Driver-Spec. Students	Ms. Cheral Grande
Bus Driver-Spec. Students	Ms. Angela Hendricks
Bus Driver-Spec. Students	Ms. Ione Hogue
Bus Driver-Spec. Students	Ms. Leticia Jackson
Bus Driver-Spec. Students	Ms. Lorene Lara
Bus Driver-Spec. Students	Mr. Howard Lasher
Bus Driver-Spec. Students	Ms. Rovertha Medinilla
Bus Driver-Spec. Students	Ms. Arlene Sullivan

Transportation; training day for all drivers; September 3, 2003; not to exceed 272 hours; appropriate hourly rate of pay; Funding Source: Transportation; $4,382 total.

Bus Driver	Ms. Leticia Alcantar
Bus Driver	Ms. Elisa Alfaro
Bus Driver	Ms. Lucy Apaez
Bus Driver	Ms. Leslie Braden
Bus Driver	Ms. Mona Butts
Bus Driver	Ms. Adrienne Canup
Bus Driver	Ms. Sharee Carranza
Bus Driver	Ms. Germaine Chavez
Bus Driver	Ms. Shannon Corner
Bus Driver	Ms. Nicole Dias
Bus Driver	Ms. Jackie Donohue
Bus Driver	Ms. Brenda Ellis
Bus Driver	Ms. Rita Fine
Bus Driver	Ms. Karla Gandy
Bus Driver	Ms. Monica Goodwin
Bus Driver	Ms. Sylvia Guerena
Bus Driver	Ms. Valencia Jackson
Bus Driver	Ms. Gloria James
Bus Driver	Ms. Melissa Lewis
Bus Driver	Ms. Rhonda Lott
Bus Driver	Mr. Tony Martinez
Bus Driver	Ms. Rachelle McGauley
Bus Driver	Ms. Gina Meese
Bus Driver	Ms. Cindi Paine
Bus Driver	Ms. Jan Pemberton
Bus Driver	Ms. Leonor Ramirez
Bus Driver	Ms. Sally Rehm
Bus Driver	Ms. Anna Ruiz
Bus Driver	Ms. Christina Santana

J
Pg. 15

Personnel Report #5

CLASSIFIED PERSONNEL

Short Term/Extra Work

Transportation; training day for all drivers; September 3, 2003; not to exceed 272 hours; appropriate hourly rate of pay; Funding Source: Transportation; $4,382 total.

Bus Driver	Ms. Janet St. Louis
Bus Driver	Ms. Debra Tyson
Bus Driver	Ms. Virginia Walters
Bus Driver	Ms. Gail Tellez

Camino Real Elementary; to assist with registration of new and returning students; August 25-27, 2003; not to exceed 24 hours; appropriate hourly rate of pay; Funding Source: Unrestricted Resources; $345 total.

Clerk-Typist	Ms. Lisa McDowell

Camino Real Elementary; to attend meetings and additional duties as assigned; September 2003 through June 16, 2004; not to exceed 25 hours total; appropriate hourly rate of pay; Funding Source: Discretionary-Allocations; $255 total.

Activity Supervisor	Ms. Robin Anderko
Activity Supervisor	Ms. Amber Hansen
Activity Supervisor	Ms. Doreen Hoffman
Activity Supervisor	Ms. Jenny Kauffman
Activity Supervisor	Ms. Kathryn Kneeland
Activity Supervisor	Ms. Janice Vigil
Activity Supervisor	Ms. Linda Yannacone

Glen Avon Elementary; beginning of school year preparation and special projects during the school year; August 14, 2003 through June 30, 2004; not to exceed 500 hours; appropriate hourly rate of pay; Funding Source: School Improvement Program; $7,500 total.

Activity Supervisor	Ms. Abby Bender
Instructional Aide	Ms. Nina Brooks
Instructional Aide	Mr. Efrain Carrera
Elementary Media Clerk	Ms. Rita Lang
Instructional Aide	Ms. Sarah Lopez
Activity Supervisor	Ms. Tonya McClain
Instructional Aide	Ms. Irma Rangel
Bilingual Language Tutor	Ms. Ms. Cindy Rivera
Bilingual Language Tutor	Ms. Esperanza Rivera
Activity Supervisor	Ms. Sherrie Stoddard

Personnel Report #5

CLASSIFIED PERSONNEL

Short Term/Extra Work

Ina Arbuckle Elementary; beginning of school year preparation and enrollment of new students; August 28, 2003 through September 2, 2003; not to exceed 8 hours per day; appropriate hourly rate of pay; Funding Source: Unrestricted Resources; $365 total.

Clerk Typist	Ms. Elvera Borders

Ina Arbuckle Elementary; beginning of school year preparation and enrollment of new students; August 19,25, 2003 through September 2, 2003; not to exceed 8 hours per day; appropriate hourly rate of pay; Funding Source: Discretionary-Allocations; $803 total.

Translator Clerk Typist	Ms. Guadalupe Cuevas

Ina Arbuckle Elementary; back to school orientation staff meeting; September 3, 2003; not to exceed 1.5 hours each; appropriate hourly rate of pay; Funding Source: Title I Basic Grants Low Income; $300 total.

Instructional Aide	Ms. Delia Aguilera
Activity Supervisor	Ms. Marie Arce
Night Custodian	Ms. Vicki Freitag
Night Custodian	Mr. Will Gehrke
Instructional Aide	Ms. Toni Gomez
Activity Supervisor	Ms. Susan Gonzales
Activity Supervisor	Ms. Kimberley Graf
Computer Support Tech.	Mr. James Jorgensen
Instructional Aide	Ms. Bonnie Kimmet
Activity Supervisor	Ms. Leticia Lopez
Activity Supervisor	Ms. Annie Patino

Mission Bell Elementary; to enroll students and prepare student files; August 28, 2003 through September 2, 2003; not to exceed 24 hours; appropriate hourly rate of pay; Funding Source: Unrestricted Resources; $327 total.

Clerk Typist	Ms. Joanna Snow

Mission Bell Elementary; to assist in preparation for opening of new school year; August 22, 2003 through August 27, 2003; not to exceed 3.5 hours per day; appropriate hourly rate of pay; Funding Source: Title I Basic Grants Low Income; $382 total.

Clerk Typist	Ms. Joanna Snow

Personnel Report #5

CLASSIFIED PERSONNEL

Short Term/Extra Work

Mission Bell Elementary; to prepare student health files for new school year; August 26, 2003 through September 2, 2003; not to exceed 4 hours per day; appropriate hourly rate of pay; Funding Source: Title I Basic Grants Low Income; $335 total.

Health Care Aide Ms. Susan Goodwine

Pedley Elementary; peak load for registration process of new students; August 25, 2003 through August 28, 2003; not to exceed 8 hours per day; appropriate hourly rate of pay; Funding Source: Unrestricted Resources; $355 total.

Translator Clerk Typist Ms. Vivian Carrasco

Pedley Elementary; peak load for preparation for new school year; enrollment process; August 18, 2003 through September 2, 2003; not to exceed 64 hours; appropriate hourly rate of pay; Funding Source: Discretionary-Allocations; $946 total.

Translator Clerk Typist Ms. Vivian Carrasco

Pedley Elementary; peak load for preparation for new school year; enrollment process; August 25, 2003 through September 30, 2003; not to exceed 48 hours; appropriate hourly rate of pay; Funding Source: Discretionary-Allocations; $674 total.

Clerk Typist Ms. Estelle Horner

Pedley Elementary; peak load for SI projects, home to school communication, attendance reports and clerical support to implement school plan; August 25, 2003 through January 30, 2004; not to exceed 57 hours; appropriate hourly rate of pay; Funding Source: School Improvement Program; $800 total.

Clerk Typist Ms. Estelle Horner

Pedley Elementary; peak load for SI projects, home to school communication, attendance reports and clerical support to implement school plan; August 25, 2003 through January 30, 2004; not to exceed 150 hours; appropriate hourly rate of pay; Funding Source: School Improvement Program; $2,107 total.

Clerk Typist Ms. Estelle Horner

J
19.18

Personnel Report #5

CLASSIFIED PERSONNEL

Short Term/Extra Work

Peralta Elementary; to process textbooks and other instructional materials in preparation for new PASS program intervention room; August 29, 2003 through September 2, 2003; not to exceed 40 hours; appropriate hourly rate of pay; Funding Source: Title I Basic Grant Low Income; $533 total.

Instructional Aide Ms. Terri Ruiz

Sky Country Elementary; to assist secretary with preparation for the new school year; September 2, 2003; not to exceed 8 hours; appropriate hourly rate of pay; Funding Source: Discretionary-Allocations; $115 total.

Clerk Typist Ms. Robin Davidson

Stone Avenue Elementary; to assist with monitoring of student health records during registration; preparation of medical problems list and assist parents with health clinics; August 27 & 28, 2003; not to exceed 8 hours per day; appropriate hourly rate of pay; Funding Source: Unrestricted Resources; $224 total.

Health Care Aide Ms. Debbie Manka

Stone Avenue Elementary; to improve opportunities for parent involvement in the educational process, assist with preparation, translating, student supervision on Back to School Night; September 11, 2003; not to exceed 3 hours each; appropriate hourly rate of pay; Funding Source: Title I Basic Grants Low Income; $141 total.

Bilingual Language Tutor Ms. Guadalupe Acosta
Instructional Aide Ms. Ruthann DeRonda
Activity Supervisor Ms. Mariann Rhoads
Activity Supervisor Ms. Dana Smith

Sunnyslope Elementary; to assist with registration and preparation for the opening of new school year; August 28, 29, 2003 through September 2, 2003; not to exceed 24 hours; appropriate hourly rate of pay; Funding Source: Unrestricted Resources; $345 total.

Clerk Typist Ms. Teresa Regalado

Van Buren Elementary; to assist with registration and enrollment of students for the new school year; August 22, 2003 through September 2, 2003; not to exceed 8 hours per day; appropriate hourly rate of pay; Funding Source: School Improvement Plan; $917 total.

Clerk-Typist Ms. Cindy Fiechter

J
Pg. 19

Personnel Report #5

CLASSIFIED PERSONNEL

Short Term/Extra Work

Van Buren Elementary; to train classified staff to do extra work with teachers to help with student standards; September 3, 2003; not to exceed 2 hours each; appropriate hourly rate of pay; Funding Source: School Improvement Program; $107 total.

Activity Supervisor	Ms. Patty Brown
Activity Supervisor	Ms. Sylvia Hernandez
Activity Supervisor	Ms. Sylvia Holguin
Activity Supervisor	Ms. Sandy Reilly
Activity Supervisor	Ms. Bertice Roper

West Riverside Elementary; to provide supervision for parent meetings; September 4, 2003 through June 16, 2004; appropriate hourly rate of pay; Funding Source: Title I Basic Grants Low Income; $3,000 total.

Activity Supervisor	Ms. Lizetora Barnum
Activity Supervisor	Ms. Margaret Dooly
Activity Supervisor	Ms. Gaby Kerklin
Activity Supervisor	Ms. Sally Lopez
Activity Supervisor	Ms. Kiko McDaniels
Activity Supervisor	Ms. Linda Ortega
Activity Supervisor	Ms. Ms. Condie Padilla
Activity Supervisor	Ms. Olivia Ugale

Mira Loma Middle School; to assist with parent night registration; September 2 & 3, 2003; not to exceed 6 hours; appropriate hourly rate of pay; Funding Source: Discretionary-Allocations; $146 total.

Secretary	Ms. Audrey Catt

Mira Loma Middle School; to assist with parent night registration; September 2 & 3, 2003; not to exceed 6 hours; appropriate hourly rate of pay; Funding Source: Discretionary-Allocations; $126 total.

Secretary	Ms. Tina Zalanka

Mira Loma Middle School; to assist with parent night registration; September 2 & 3, 2003; not to exceed 6 hours; appropriate hourly rate of pay; Funding Source: Discretionary-Allocations; $153 total.

Secretary	Ms. Denise Hopper

Personnel Report #5

CLASSIFIED PERSONNEL

Short Term/Extra Work

Mira Loma Middle School; to assist with parent night registration; September 2 & 3, 2003; not to exceed 6 hours; appropriate hourly rate of pay; Funding Source: Discretionary-Allocations; $139 total.

Secretary	Ms. Danielle Richardson

Mira Loma Middle School; to assist with registration and set-up of files for new school year; August 18, 2003; not to exceed 8 hours; appropriate hourly rate of pay; Funding Source: Discretionary- Allocations; $124 total.

Secretary	Ms. Danielle Richardson

Mira Loma Middle School; peak load clerical for ASB during the school year to implement extra ASB activities and fundraisers; September 2, 2003 through June 16, 2004; not to exceed 2 hours per day; appropriate hourly rate of pay; Funding Source: Donations; $5,650 total.

Clerk Typist	Ms. Sandi Rodriguez

Mission Middle School; extra clerical assistance, campus supervision for evening programs preparation for expulsions, after school supervision; July 1, 2003 through June 30, 2004; not to exceed 90 hours; appropriate hourly rate of pay; Funding Source: School Improvement Program; $1,800 total.

Secretary	Ms. Patty Batcha
Activity Supervisor	Ms. Yvonne Estrada
Bilingual Language Tutor	Ms. Reveca Gomez
Campus Supervisor	Ms. Patti Hopson
Campus Supervisor	Ms. Christa Huerta
Bilingual Language Tutor	Ms. Pam Juarez
Secretary	Ms. Linda Ledesma
Secty.-M.S. Principal	Ms. Geneva Newman
Health Care Aide	Ms. Anna Rodriguez
Clerk Typist	Ms. Sally Seja
Secretary	Ms. Pam Whitman
Library Technician	Ms. Ellen Vanta

J
09.21

Personnel Report #5

CLASSIFIED PERSONNEL

Short Term/Extra Work

Mission Middle School; extra clerical assistance, campus supervision for evening programs preparation for expulsions, after school supervision; July 1, 2003 through June 30, 2004; not to exceed 250 hours; appropriate hourly rate of pay; Funding Source: Title I Basic Grants Low Income; $6,000 total.

Secretary	Ms. Patty Batcha
Activity Supervisor	Ms. Yvonne Estrada
Bilingual Language Tutor	Ms. Reveca Gomez
Campus Supervisor	Ms. Patti Hopson
Campus Supervisor	Ms. Christa Huerta
Bilingual Language Tutor	Ms. Pam Juarez
Secretary	Ms. Linda Ledesma
Secty.-M.S. Principal	Ms. Geneva Newman
Health Care Aide	Ms. Anna Rodriguez
Clerk Typist	Ms. Sally Seja
Secretary	Ms. Pam Whitman
Library Technician	Ms. Ellen Vanta

Jurupa Valley High School; to provide campus supervision during fall registration for the 2003-2004 school year; August 25, 2003 through August 28, 2003; not to exceed 16 hours each; appropriate hourly rate of pay; Funding Source: Discretionary-Allocations; $459 total.

Campus Supervisor	Ms. Virginia Perkins
Campus Supervisor	Mr. Jerome Preciado

Jurupa Valley High School; to provide campus supervision during fall registration for the 2003-2004 school year; August 19, 2003 through August 28, 2003; not to exceed 32 hours each; appropriate hourly rate of pay; Funding Source: Discretionary-Allocations; $965 total.

Campus Supervisor	Ms. Nancy Holt
Campus Supervisor	Ms. Ellen McIntosh

Rubidoux High School; registration and supervision of ASB students conducting the registration process; August 1, 2003 through September 4, 2003; not to exceed 20 days; appropriate hourly rate of pay; Funding Source: Unrestricted Resources; $2,294 total.

Clerk Typist	Ms. Laura Olaiz

Personnel Report #5

CLASSIFIED PERSONNEL

Short Term/Extra Work

Rubidoux High School; registration and supervision of ASB students conducting the registration process; August 18, 2003 through August 25, 2003; not to exceed 10 days; appropriate hourly rate of pay; Funding Source: Unrestricted Resources; $1,147 total.

Clerk Typist — Ms. Rosanne Salvatore

Rubidoux High School; registration and supervision of ASB students conducting the registration process; August 18, 2003 through August 25, 2003; not to exceed 5 days; appropriate hourly rate of pay; Funding Source: Unrestricted Resources; $603 total.

Campus Supervisor — Ms. Annette Thompson

Rubidoux High School; registration and supervision of ASB students conducting the registration process; August 18, 2003 through August 25, 2003; not to exceed 5 days; appropriate hourly rate of pay; Funding Source: Unrestricted Resources; $603 total.

Campus Supervisor — Ms. Judy James

Nueva Vista Continuation High; to assist with clerical duties for the third session of continuation school; September 4, 2003 through June 16, 2004; not to exceed 34 hours; appropriate hourly rate of pay; Funding Source: Unrestricted Resources; $1,600 total.

Secretary — Ms. Lou Torbert
Clerk Typist — Ms. Thelma Umscheid

Leave of Absence

Instructional Aide	Ms. Betty Anderson 11378 Pena Way Mira Loma, CA 91752	Unpaid Special Leave September 3, 2003 through February 1, 2004 without compensation, health and welfare benefits, increment advancement or the accrual of seniority for layoff or reduction in force purposes.

J
Pg 23

Personnel Report #5

CLASSIFIED PERSONNEL

Leave of Absence

Activity Supervisor	Ms. Lorena Becerra 4056 Royalty Road Riverside, CA 92509	Unpaid Special Leave September 4, 2003 through November 26, 2003 without compensation, health and welfare benefits, increment advancement or the accrual of seniority for layoff or reduction in force purposes.
Bilingual Tutor	Ms. Paula Escobar 600 Central Ave.#46 Riverside, CA 92507	Maternity Leave eff. September 8, 2003 through October 23, 2003 with use of sick leave benefits.
Health Care Aide	Ms. Phyllis Forsse 6341 Stover Ave. Riverside, CA 92505	Unpaid Special Leave September 3, 2003 through January 2, 2004 without compensation, health and welfare benefits, increment advancement or the accrual of seniority for layoff or reduction in force purposes.
Instructional Aide	Ms. Zayra Hall 4277 Noyer Lane Riverside, CA 92509	Unpaid Special Leave September 3, 2003 through June 18, 2004 without compensation, health and welfare benefits, increment advancement of the accrual of seniority for layoff or reduction in force purposes.
Instructional Aide	Ms. Carol Johnson 5681 Sharon Way Riverside, CA 92509	Unpaid Special Leave September 3, 2003 through June 18, 2004 without compensation, health and welfare benefits, increment advancement or the accrual of seniority for layoff or reduction in force purposes.

Personnel Report #5

CLASSIFIED PERSONNEL

Leave of Absence

Bilingual Language Tutor	Ms. Victoria Samano 14202 Cypress Sands Ln. Moreno Valley, CA 92553	Maternity leave eff. September 3, 2003 through October 3, 2003 With use of sick leave benefits.
Instructional Aide Head Start/Preschool	Ms. Victoria Samano 14202 Cypress Sands Ln. Moreno Valley, CA 92553	Maternity leave eff. September 15, 2003 through October 3, 2003 with use of sick leave benefits.
Activity Supervisor	Ms. Danielle Sandoval 2720 Hall Ave. Riverside, CA 92509	Unpaid Special Leave September 4, 2003 through January 2, 2004 without compensation, health and welfare benefits, increment advancement or the accrual of seniority for layoff or reduction in force purposes.
Bilingual Tutor	Ms. Jhessenia Valenzuela 5225 34th Street Riverside, CA 92509	Unpaid Special Leave September 3, 2003 through December 19, 2003 without compensation, health and welfare benefits, increment advancement or the accrual of seniority for layoff or reduction in force purposes.

Resignation

Instructional Aide	Ms. Cynthia Alvarado 3575 Ross Street Riverside, CA 92503	Eff. September 12, 2003
Instructional Aide Health Care Aide	Ms. Carola Berger 13455 Vail Ct. Victorville, CA 92392	Eff. June 23, 2003
Activity Supervisor	Ms. Catharine Bloom 5376 Carol Way Riverside, CA 92509	Eff. September 3, 2003

Personnel Report #5

CLASSIFIED PERSONNEL

Resignation

Instructional Aide	Ms. Alicia Farmer 8564 Colorado Ave. Riverside, CA 92504	Eff. August 28, 2003
Activity Supervisor	Ms. Nancy Hicks 4491 Avon St. Riverside, CA 92509	Eff. August 6, 2003
Translator Clerk Typist	Ms. Gabriela Perez 28639 Eickhoff Dr. Menifee, CA 92584	Eff. September 2, 2003
Instructional Aide	Ms. Elizabeth Lopez 15181 Van Buren #107 Riverside, CA 92504	Eff. September 2, 2003
Bilingual Language Tutor	Ms. Sandra Ramirez-Soria 7660 Seine Avenue Highland, CA 92346	Eff. August 27, 2003
Café Asst. II	Ms. Vickie Ridgley 4805 Horseshoe Lane Riverside, CA 92509	Eff. August 29, 2003
Activity Supervisor	Ms. Lisa Rivera P.O. Box 78295 Corona, CA 92877	Eff. September 3, 2003
Activity Supervisor	Ms. Jodi Sarra 4071 Fircrest Lane Riverside, CA 92509	Eff. August 19, 2003
Instructional Aide	Ms. Melissa Schafer 11719 Tioga Ct. Mira Loma, CA 91752	Eff. August 12, 2003
Instructional Aide Student Attendant Aide	Ms. Ysabel Segura 231 Mayberry Circle Mira Loma CA 91752	Eff. August 27, 2003
Instructional Aide	Ms. Jamie Sexton 6409 Heatherwood Dr. Riverside, CA 92509	Eff. August 20, 2003
Elementary Media Clerk	Ms. Kimberly Smith 221 E. Heather St. Rialto, CA 92376	Eff. August 29, 2003
Café Asst. II	Ms. Joan Taecker 8417 Brookfield Dr. Riverside, CA 92509	Eff. August 27, 2003

J
Pg.26

Personnel Report #5

CLASSIFIED PERSONNEL

Resignation

Café. Asst. I	Ms. Shan Tesch 5190 Mission Blvd. #180 Riverside, CA 92509	Eff. August 13, 2003
Café. Asst. I	Ms. Twyla Treadway 5328 Camino Real Riverside, CA 92509	Eff. August 26, 2003
Café Asst. I Night Attendance Caller	Ms. Isabella Vega 3981 Pontiac Ave. Riverside, CA 92509	Eff. August 18, 2003
Activity Supervisor	Ms. Temprest Velehradsky 8925 Mission Blvd. Riverside, CA 92509	Eff. September 3, 2003

Termination

Custodian (Probationary)	Mr. Daniel Bustamante 1564 Metz Rd. Perris, CA 92570	Eff. August 20, 2003

Voluntary Demotion

From Head Cust.-Elem. & NVHS to Stock Clerk Delivery Driver	Mr. Richard Walker 18865 13th St. Bloomington, CA 92316	Eff. September 4,2003 Work Year A

Substitute Assignment

Café Asst.	Ms. Maria Castillo 10593 56th St. Mira Loma, CA 91752	As needed
Café. Asst.	Ms. Carmen Cornejo 5685 Pedley Rd. Riverside, CA 92509	As needed
Custodian	Mr. Andrew Felix 6062 Doris Drive Riverside, CA 92509	As needed
Custodian	Mr. Armando Fimbres, III 7435 Emerald St. Riverside, CA 92504	As needed

J
Pg 27

Personnel Report #5

CLASSIFIED PERSONNEL

Substitute Assignment

Café. Asst.	Ms. Twyla Treadway 5328 Camino Real Riverside, CA 92509	As needed

Remove Name from 39- Month Layoff List

Bus Driver	Ms. Maria Calvert 4224 4th Street Riverside, CA 92501	Eff. July 31, 2003

MANAGEMENT/CONFIDENTIAL PERSONNEL

Regular Assignment

Elementary Asst. Principal	Mr. Juan Penaloza 1407 Corona St. San Jacinto, CA 92583	Eff. September 16, 2003

Promotion

From Senior Buyer To Elem. Operations Manager	Ms. Debbie Ferrel 5843 Baldwin Ave. Riverside, CA 92509	Eff. September 16, 2003 Work Year B
From Benefits Technician to Operations Manager	Ms. Ann Valle 3905 Sydney Harbour Dr. Riverside, CA 92508	Eff. September 16, 2003 Work Year B

Resignation

Network Manager	Mr. Richard Vaughn 1973 Daffodil Way Hemet, CA 92545	Eff. September 5, 2003

Personnel Report #5

OTHER PERSONNEL

Short-Term Assignment

Maintenance & Operations; sub custodians needed to clean each of the county buildings we have recently acquired; August 1, 2003 through December 30, 2003; not to exceed 30 hours weekly; appropriate hourly rate of pay; Funding Source: Unrestricted Resources; $12,331 total.

Peakload Custodial	Mr. Jacob Guinn
Peakload Custodial	Ms. Jackie Pingel

Personnel Services; interim guidance coordinator for high school students; August 29, 2003 through October 15, 2003; appropriate daily rate of pay; Funding Source: Unrestricted Resources; $15,398 total.

Interim Guidance Coordinator	Ms. Karen Murphy

Personnel Services; clerical support for Personnel office during summer. In lieu of substitute for vacant Personnel Assistant position; August 22, 2003 through September 2, 2003; not to exceed 8 hours per day; appropriate hourly rate of pay; Funding Source: Unrestricted Resources; $729 total.

Peakload Clerical	Ms. Jhessenia Valenzuela

Student & Community Services; to provide counseling to students at Teen Center; September 4, 2003 through June 16, 2004; not to exceed 20 hours per week; appropriate hourly rate of pay; Funding Source: Healthy Start; $5,700 total.

Student Liaison	Ms. Iris Cruz

Student & Community Services; to provide counseling to students at Teen Center; September 4, 2003 through June 16, 2004; not to exceed 20 hours per week; appropriate hourly rate of pay; Funding Source: Healthy Start; $5,700 total.

Student Liaison	Mr. Chuck Hille

Student & Community Services; to coordinate Teen Center; September 2, 2003 through June 25, 2004; not to exceed 20 hours per week; appropriate hourly rate of pay; Funding Source: Healthy Start; $26,000 total.

Coordinator	Ms. Ruth Lester

Personnel Report #5

OTHER PERSONNEL

Short Term Assignment

Student & Community Services; to provide counseling services within the Healthy Start Program to students; September 4, 2003 through June 16, 2004; not to exceed 15 hours per week each; appropriate hourly rate of pay; Funding Source: Healthy Start; $22,800 total.

MFT Intern	Ms. Candace Blackmon
MFT Intern	Ms. Terrilyn White

Student Services, Standards & Accountability; to provide ongoing counseling services to students; September 4, 2003 through June 30, 2004; not to exceed 30 hours per week; appropriate hourly rate of pay; Funding Source: School and Community Policing; $24,000 total.

MFT Intern Ms. Beth Baus

Student Services, Standards & Accountability; to provide ongoing counseling services to students; September 4, 2003 through June 30, 2004; not to exceed 40 hours per week; appropriate hourly rate of pay; Funding Source: School Safety and Violence Prevention; $36,900 total.

MFT Intern Ms. Virginia Sapien-Marquez

Student Services, Standards & Accountability; to provide ongoing counseling services to students; September 1, 2003 through June 30, 2004; not to exceed 40 hours per week; appropriate hourly rate of pay; Funding Source: School Safety and Violence Prevention; $35,100 total.

MFT Intern Mr. Kyle Campbell

Student Services, Standards & Accountability; to provide ongoing counseling services to at risk students; September 3, 2003 through June 4, 2004; not to exceed 798 hours; appropriate hourly rate of pay; Funding Source: Child Abuse Prevention, Title I Basic Grants Low Income; $19,950 total.

MFT Intern Ms. Michelle Scyoc

Personnel Report #5

OTHER PERSONNEL

Short Term Assignment

Transportation; to attend training day for bus drivers; September 3, 2003; not to exceed 8 hours each; appropriate hourly rate of pay; Funding Source: Transportation; $746 total.

Peakload Bus Driver	Ms. Maria Aguilar
Peakload Bus Driver	Mr. Frank Carreno
Peakload Bus Driver	Ms. Doris Elias
Peakload Bus Driver	Ms. Christine Fleming
Peakload Bus Driver	Mr. James Laninga
Peakload Bus Driver	Ms. Bernadine Stenke
Peakload Bus Driver	Ms. Joyce Varner

Youth Opportunity Center; facilitator needed for youth opportunity center under the WIA program grant; August 25, 2003; not to exceed 4 hours; appropriate hourly rate of pay; Funding Source: Work Force Investment Opportunity; $38 total.

Youth Opportunity Facilitator Mr. Sam Zepeda

Youth Opportunity Center; WIA program participant under the program guidelines; July 1, 2003 through June 30, 2004; not to exceed 25 hours per week; appropriate hourly rate of pay; Funding Source: Work Force Investment Opportunity; $1,350 total.

Youth Opportunity Worker Ms. Richard Gephart

Glen Avon Elementary; to assist with opening of school year and maintenance of student health files; August 14, 2003 through October 31, 2003; not to exceed 20 hours per week; appropriate hourly rate of pay; Funding Source: Title I Basic Grants Low Income & School Improvement Program; $2,500 total.

Peakload Assistance Ms. Donna Cortez

Troth Street Elementary; to assist referred students in need of counseling and to coordinate the Strengthening Family Program by providing parent education opportunities; July 1, 2003 through June 30, 2004; not to exceed 190 days; appropriate hourly rate of pay; Funding Source: Title I Basic Grants Low Income & School Improvement Program; $38,000 total.

MFT Intern Ms. Andrea Morris

J
R9.31

Personnel Report #5

OTHER PERSONNEL

Short Term Assignment

Jurupa Valley High School; to provide at-risk student with assistance in order to maintain grade level standards; September 4, 2003 through June 15, 2004; not to exceed 25 hours per week; appropriate hourly rate of pay; Funding Source: Unrestricted Resources; $37,000 total.

Avid Tutor	Ms. Maria Chavira
Avid Tutor	Ms. Paola Cortes
Avid Tutor	Ms. Nancy Reyes
Avid Tutor	Ms. Jacquelyn Vargas

Jurupa Valley High School; to assist in the library with textbook distribution to all students and classrooms for the 2003-2004 school year; September 8-12, 2003; not to exceed 6 hours per day; appropriate hourly rate of pay; Funding Source: Discretionary-Allocations; $293 total.

Peakload Library	Ms. Debbie Garcia

Jurupa Valley High School; to provide coaching for summer sport programs; June 19, 2003 through August 1, 2003; not to exceed 8 hours per day; appropriate hourly rate of pay; Funding Source: Discretionary-Allocations; $1,405 total.

Boy's Soccer Coach	Mr. Alberto Lopez

Jurupa Valley High School; to provide lifeguard services during school day when PE classes use the pool; September 8, 2003 through November 7, 2003 and April 19, 2003 through June 11, 2003; not to exceed 6.10 hours per day; appropriate hourly rate of pay; Funding Source: Unrestricted Resources; $3,710 total.

Lifeguard	Mr. Chris Alfter

Jurupa Valley High School; to provide lifeguard services during 6th period PE classes; September 4, 2003 through June 15, 2004; not to exceed 1 hour per day; appropriate hourly rate of pay; Funding Source: Unrestricted Resources; $1,800 total.

Lifeguard	Mr. Chris Alfter

Rubidoux High School; to serve as interim cheer advisor until position filled; July & August 2003; appropriate hourly rate of pay; Funding Source: Discretionary Allocations; $1,000 total.

Interim Cheer Advisor	Ms. Krista Jones

The above actions are recommended for approval:

Ellen French

Ellen French, Interim Assistant Superintendent-Personnel Services

J
pg. 33

RIVERSIDE COUNTY
OFFICE OF EDUCATION
DR. DAVID LONG
Riverside County Superintendent of Schools

3939 Thirteenth Street
P.O. Box 868
Riverside, California
92502-0868

47-336 Oasis Street
Indio, California
92201-6998

24980 Las Brisas Road
Murrieta, California
92562

August 15, 2003

To: Rollin Edmunds, District Superintendent
Carolyn Adams, Board President
Elliott Duchon, Deputy Superintendent, Business Services and Governmental Relations
Jurupa Unified School District

From: David Long, Ph.D., Riverside County Superintendent of Schools
By: K. William Marshall, Jr., Ed.D.
Riverside County Associate Superintendent of Schools
Division of Administration and Business Services

Subject: **2003-04 Adopted Budget**

In accordance with Education Code Section 42127(d), on or before August 15, the county superintendent of schools shall approve or disapprove the adopted budget for each school district within his jurisdiction and transmit to the governing board his recommendations regarding revision of the budget. Our review must include a determination whether the adopted budget:

- complies with the criteria and standards adopted by the state board of education;
- will allow the district to meet its financial obligations during the fiscal year; and
- is consistent with a financial plan that will enable the district to satisfy its multi-year financial obligations.

We recognize the outstanding efforts of you and your staff in the development of the budget and a financial plan that provides for the ongoing financial stability of the district while California addresses an unprecedented state budget deficit.

Your 2003-04 adopted budget has been approved as submitted based on the following analysis.

Average daily attendance (ADA) is used as the basis for determining over 70%[1] of school districts' revenues. The first criterion looks at how accurately the district has projected ADA in the three prior fiscal years and establishes a standard that the district should not exceed. The chart below displays the estimated to actual percentage difference and the state standard for the three prior fiscal years. Percentages less than zero indicate the district conservatively projected ADA. Your district's projections were within the established standard for ADA.

Riverside County Board of Education

Charles H. Brugh
Lisa A. Conyers
Gerald P. Colapinto
Lynne D. Craig
Betty Gibbel
Milo P. Johnson
William R. Kroonen

ADA State Standard

District did not overestimate ADA by more than 2% in two or more of the previous three years.

Or

District did not overestimate ADA by more than 2% in 2002-03.

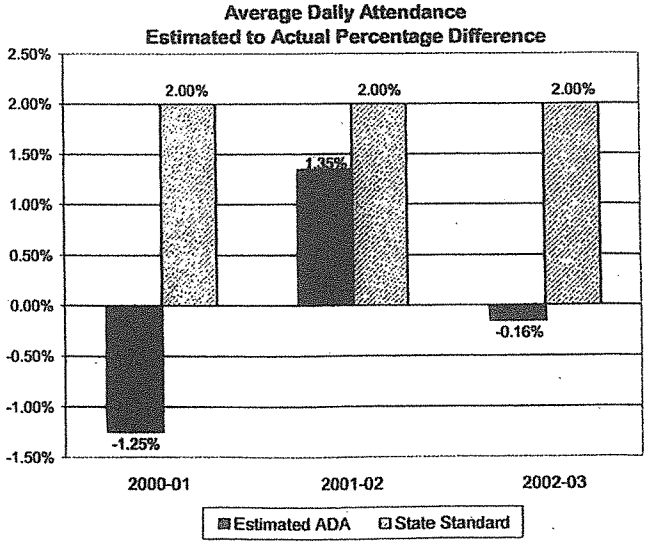

[1]Source: 2002-03 Annual Financial Comparison Report

K-a pg. 1

The following chart compares the district's estimated and actual ADA for the three prior fiscal years, the budgeted ADA for 2003-04 and the projected ADA in the multi-year financial projections approved by the board.

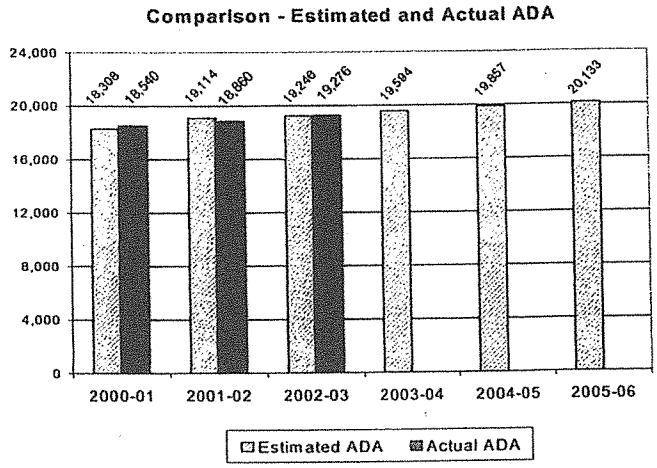

The financial stability of a school district is jeopardized when expenditures exceed revenues over a period of time. The second criterion looks at the district's projected deficit spending in the budget year along with the historical trend for the three prior years and establishes a standard that the district should not exceed. Your district's deficit spending is within the established standard. Our analysis also included the projected deficit spending in the multi-year financial projections approved by the board. The adopted budget includes approximately $3.8 million in board approved expenditure reductions due to decreases in state revenues.

Deficit Spending State Standard

District did not deficit spend by more than .99% of operating expenditures in the first and second prior years.

Or

District did not deficit spend by more than .99% of operating expenditures in the first and third prior years.

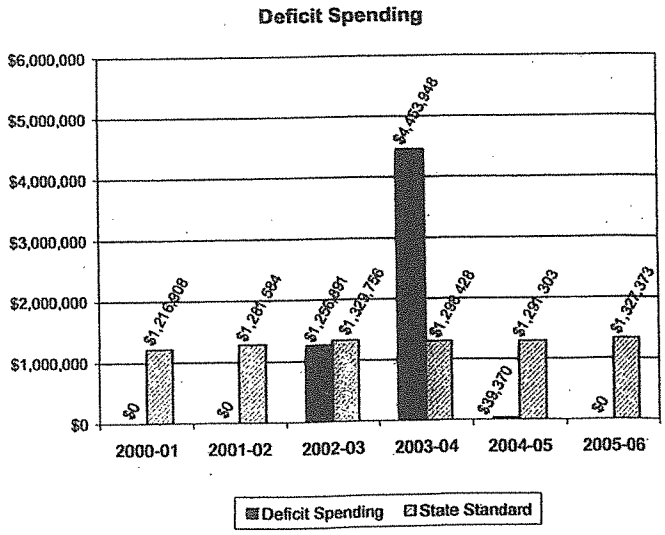

K-a
Pg. 2

The third criterion looks at the district's budgeted reserves and establishes a minimum standard that the district should maintain. The district's budgeted reserves are 3.0% and meet the minimum established standard. Our analysis also included the projected reserves in the multi-year financial projections approved by the board.

Reserves
State Standard

Budgeted reserves equal at least 3% of total expenditures, transfers out and other uses.

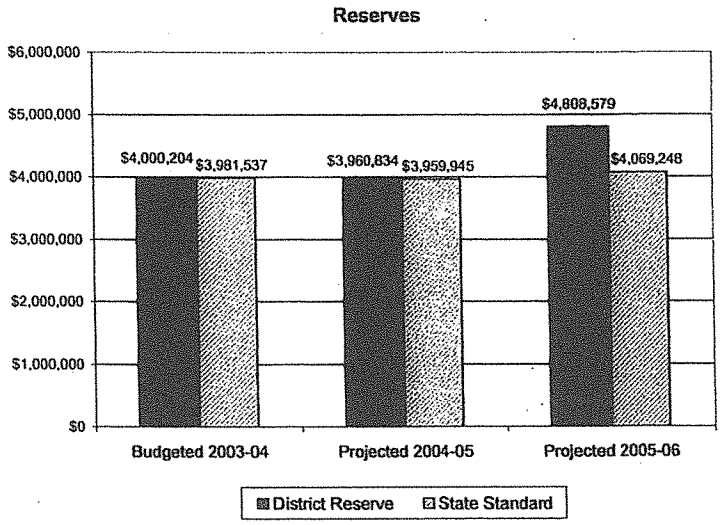

The information submitted with your adopted budget indicates that salary negotiations have not been concluded. Please provide an analysis of the cost of a proposed agreement, including the impact on the current operating budget and multi-year financial projections, at least ten days prior to adoption by the board. Forms developed for this purpose have been forwarded under separate cover. A five-year comparison of the cumulative statutory cost of living adjustment (COLA) funded by the state and the district's cumulative certificated negotiated salary schedule increases is provided for your information.

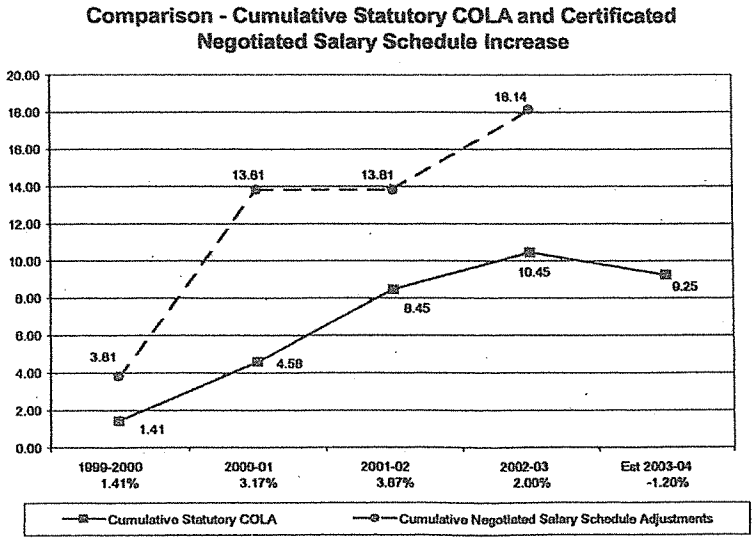

Note: The comparison reflects cost of living adjustments only. It does not include other revenue limit adjustments, such as equalization and deficit reduction or off-schedule salary payments and negotiated benefits.

K-a
Pg. 3

Our review also included an analysis of the district's long-term debt. The district's long-term debt is equal to $575 per ADA. The average long-term debt per ADA for school districts in Riverside County is $1,170 per ADA. A summary of the district's long-term debt is provided in the following table.

Long-Term Debt

Type of Commitment	Balance 7/1/03	2003-04 Payment	Funding Source
Certificates of Participation	$8,365,000	$555,637	Capital Facilities Fund
Energy Efficiency Bond	1,900,000	290,382	Special Reserve for Capital Projects Fund
Redevelopment Agency Loan	541,800	200,000	Special Reserve for Capital Projects Fund
Capital Leases	464,893	160,871	General Fund
Total	$11,271,693	$1,206,890	

In order to certify the district's ability to meet its financial obligations for the current and two subsequent fiscal years, the board must approve updated multi-year financial projections that separately project unrestricted resources, restricted resources and the combined general fund with the certification of the First Interim Financial Report. The projections should reflect the most current information available for the district's operational programs, debt service obligations and/or enrollment and attendance trends. This process will assist the board in continuing to provide for the long-range financial stability of the district. Please provide our office with a copy of the multi-year financial projections, including assumptions, approved by the board with the submission of your First Interim Financial Report.

Governor Davis signed the 2003-04 Annual Budget Act on August 2, 2003. Pursuant to Education Code 42127(i)(4), not later than 45 days after the Governor signs the Annual Budget Act, school districts are required to make available for public review any revisions in revenues and expenditures that have been made to the budget to reflect the funding provided by the Budget Act. Our office will provide detailed information on the fiscal provisions of the Annual Budget Act as soon as it becomes available to assist you with this process.

Should you have any questions regarding this information or if I can be of further assistance, please call me at (909) 826-6568. Our fax number is [909] 826-6951.

KWM:JD/jm

K-a
Pg. 4